

**PLEASE CHECK WWW.MOLEX.COM FOR LATEST PART INFORMATION**

**Part Number:** [0432550067](#)  
**Status:** **Active**  
**Overview:** [mlx](#)  
**Description:** 6.35mm (.250") Pitch MLX™ Power Connector Header, Vertical, with Plastic Polarizing Peg, 3 Circuits, Polyester 94V-0, Tin (Sn) Plating, White

**Documents:**

[3D Model](#) [Product Specification PSX-42002-0001 \(PDF\)](#)  
[Drawing \(PDF\)](#) [RoHS Certificate of Compliance \(PDF\)](#)

**Agency Certification**

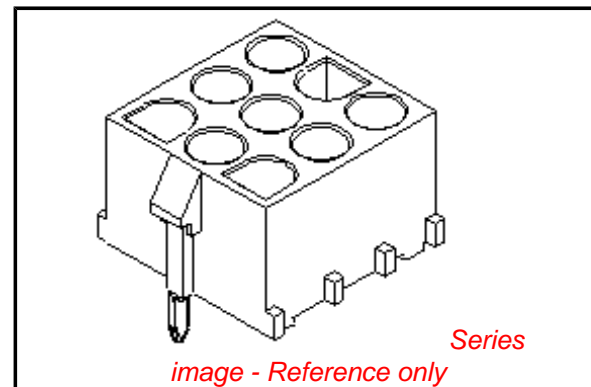
CSA LR19980  
 UL E29179

**General**

Product Family PCB Headers  
 Series [43255](#)  
 Application Wire-to-Board  
 Comments High Vibration Application  
 Overview [mlx](#)  
 Product Name MLX™

**Physical**

Breakaway No  
 Circuits (Loaded) 3  
 Circuits (maximum) 3  
 Color - Resin Natural  
 Durability (mating cycles max) 50  
 First Mate / Last Break No  
 Flammability 94V-2  
 Glow-Wire Compliant No  
 Guide to Mating Part Yes  
 Keying to Mating Part Yes  
 Lock to Mating Part Yes  
 Mated Height (in) 0.400 In  
 Mated Height (mm) 10.16 mm  
 Material - Metal Phosphor Bronze  
 Material - Plating Mating Tin  
 Material - Plating Termination Tin  
 Material - Resin Polyester  
 Number of Rows 1  
 Orientation Vertical  
 PC Tail Length (in) 0.170 In  
 PC Tail Length (mm) 4.30 mm  
 PCB Locator Yes  
 PCB Retention Yes  
 PCB Thickness Recommended (in) 0.062 In  
 PCB Thickness Recommended (mm) 1.60 mm  
 Packaging Type Bag  
 Pitch - Mating Interface (in) 0.250 In  
 Pitch - Mating Interface (mm) 6.35 mm  
 Pitch - Term. Interface (in) 0.250 In  
 Pitch - Term. Interface (mm) 6.35 mm  
 Plating min: Mating (µin) 140  
 Plating min: Mating (µm) 3.5  
 Polarized to Mating Part Yes



**EU RoHS**

**ELV and RoHS  
Compliant**  
**REACH SVHC  
Contains SVHC: No  
Halogen-Free  
Status**

**China RoHS**



**Need more information on product  
environmental compliance?**

Email [productcompliance@molex.com](mailto:productcompliance@molex.com)  
 For a multiple part number RoHS Certificate of Compliance, [click here](#)

Please visit the [Contact Us](#) section for any non-product compliance questions.

**Search Parts in this Series**

[43255Series](#)

**Mates With**

[42021 MLX™ Power Crimp Housing Plug](#).  
[42023 MLX Crimp Terminal](#). [42024 MLX Crimp Terminal](#)

Polarized to PCB	Yes
Shrouded	Fully
Stackable	No
Surface Mount Compatible (SMC)	No
Temperature Range - Operating	-55°C to +105°C
Termination Interface: Style	Through Hole

#### **Electrical**

Current - Maximum per Contact	12A
Voltage - Maximum	600V

#### **Solder Process Data**

Duration at Max. Process Temperature (seconds)	10
Lead-free Process Capability	Wave Capable (TH only)
Process Temperature max. C	260

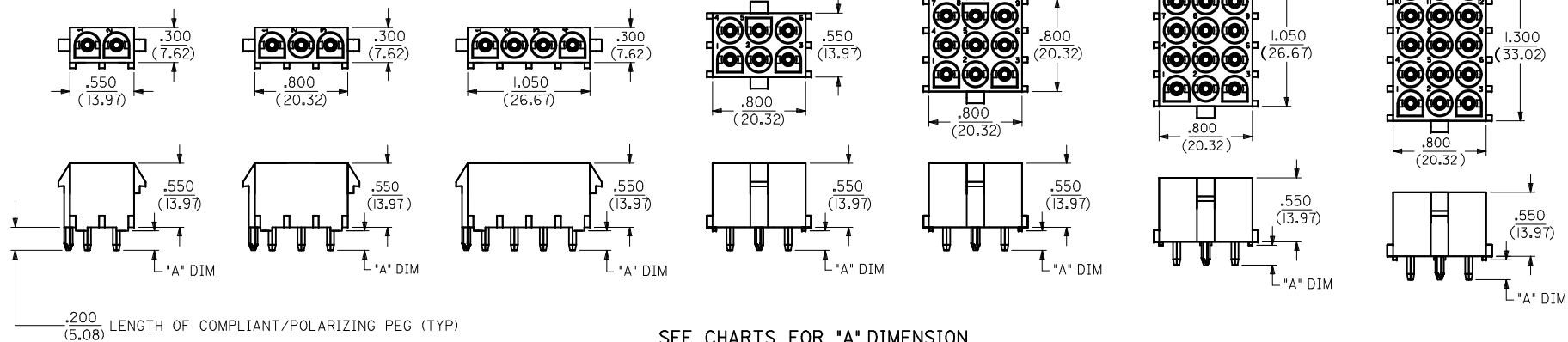
#### **Material Info**

#### **Reference - Drawing Numbers**

Packaging Specification	PK-43255-001
Product Specification	PSX-42002-0001
Sales Drawing	SDA-43255-00**

This document was generated on 05/24/2010

**PLEASE CHECK [WWW.MOLEX.COM](http://WWW.MOLEX.COM) FOR LATEST PART INFORMATION**

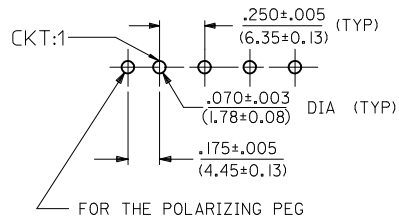


SEE CHARTS FOR "A" DIMENSION

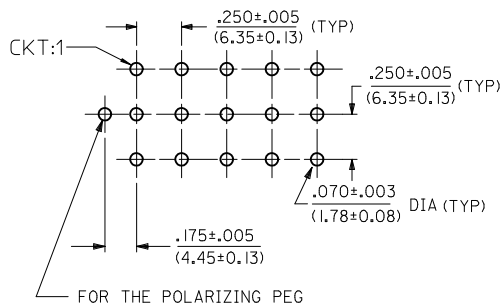
(THE "A" DIMENSION APPLIES TO THE LENGTH OF THE TERMINAL ONLY)

**P.C. BOARD MOUNTING DIMENSIONS**

**2, 3, & 4 POSITION HEADER ASSEMBLIES**



**6, 9, 12 & 15 POSITION HEADER ASSEMBLIES**



**NOTES:**

- 1) MATERIAL CODES:
  - \*A= UNREINFORCED POLYESTER, 94V-0. COLOR: WHITE
  - \*C= NYLON (PA66), UL94V-2. COLOR: NATURAL-TRANSLUCENT
  - \*D= NYLON, V-2. COLOUR: BLACK (ZYTEL 101F)
  - \*E= PA6, SCHULAMID V-2 GRADE, CTI=325V, GLOW WIRE COMPATIBLE COLOUR: NATURAL-WHITE
- 2) PLATING CODES:
  - \*A = TIN 140 m.(3.50 MICRONS) TO 240 m.(6.00 MICRONS)
- 3) TERMINAL LENGTH CODES:
  - I= TERMINAL FOR .062/(1.57) THICK PC BOARD
- 4) DIMENSIONS ARE FOR REFERENCE ONLY UNLESS INDICATED OTHERWISE.
- 5) HEADER ASSEMBLY HOUSINGS MATE WITH :
  - PLUG HOUSINGS, .084/(2.13) DIA. SERIES: (4202I-\*\*)
- 6) CONTACTS ARE ON .250/(6.35) GRID CENTERLINE SPACING.
- 7) PACKAGING SPECIFICATION:
  - 'A' - PK-43255-001, PK-43255-002, PK-43255-003
  - 'B' - PK-36518-292

RoHS COMPLIANT

ENTER DESCRIPTION EC NO: 2010-0191 DRAWN: HMR01 CHKD: KPRASAD APPR: KPRASAD REV: E2	QUALITY SYMBOLS ▽=0 ▽=0	GENERAL TOLERANCES (UNLESS SPECIFIED)		DIMENSION STYLE IN/MM	SCALE 1:1	DESIGN UNITS INCH	THIRD ANGLE PROJECTION
		mm	INCH	DRAWN BY SUDHIR	DATE 2004/06/08	TITLE HEADER HOUSING ASSEMBLY .084/(2.13) SERIES COMPLIANT-POLARIZING PEG	
		4 PLACES ± --- ± ---		CHECKED BY GJLOWE	DATE 2004/06/08	MOLEX INCORPORATED	
		3 PLACES ± --- ± 0.005		APPROVED BY GJLOWE	DATE 2004/06/08	DOCUMENT NO. SDA-43255-00**	
		2 PLACES ± 0.13 ± 0.01		MATERIAL NO.		SHEET NO. 1 OF 2	
		1 PLACE ± 0.25 ± ---		SIZE A2		THIS DRAWING CONTAINS INFORMATION THAT IS PROPRIETARY TO MOLEX INCORPORATED AND SHOULD NOT BE USED WITHOUT WRITTEN PERMISSION	
		ANGULAR ± 1/2°					
		DRAFT WHERE APPLICABLE MUST REMAIN WITHIN DIMENSIONS					

ITEM NO.	CIRCUIT SIZE	MATERIAL COLOR (SEE NOTE 1)	PIN (1) OR SOCKET (2) TERMINALS	TERMINAL PLATING (SEE NOTE 2)	TERMINAL LENGTH (SEE NOTE 3)	"A" DIM ±.015	PACKAGING (SEE NOTE 7)
43255-0003	2	A	2	A	1	.17/(4,3)	A
43255-0059		C	1	A	1		A
43255-0113		C	1	A	1		A
43255-0115		C	2	A	1		A
36759-0021		D	1	A	1		A
36759-0061		D	2	A	1		A
36757-0021	E	1	A	1		A	
36757-0061	E	2	A	1		A	
43255-0011	3	A	2	A	1	.17/(4,3)	A
43255-0067		A	1	A	1		A
43255-0121		C	1	A	1		A
43255-0123		C	2	A	1		A
36759-0022		D	1	A	1		A
36759-0062		D	2	A	1		A
36757-0022	E	1	A	1		A	
36757-0062	E	2	A	1		A	
43255-0019	4	A	2	A	1	.17/(4,3)	A
43255-0075		A	1	A	1		A
43255-0129		C	1	A	1		A
43255-0131		C	2	A	1		A
36759-0023		D	1	A	1		A
36759-0063		D	2	A	1		A
36757-0023	E	1	A	1		A	
36757-0063	E	2	A	1		A	
43255-0027	6	A	2	A	1	.17/(4,3)	A
43255-0083		A	1	A	1		A
43255-0137		C	1	A	1		A
43255-0139		C	2	A	1		A
36759-0024		D	1	A	1		A
36759-0064		D	2	A	1		A
36757-0024	E	1	A	1		A	
36757-0064	E	2	A	1		A	
43255-0035	9	A	2	A	1	.17/(4,3)	A
43255-0091		A	1	A	1		A
43255-0145		C	1	A	1		A
43255-0147		C	2	A	1		A
36759-0025		D	1	A	1		A
36759-0065		D	2	A	1		A
36757-0025	E	1	A	1		A	
36757-0065	E	2	A	1		A	
43255-0043	12	A	2	A	1	.17/(4,3)	A
43255-0099		A	1	A	1		A
43255-0153		C	1	A	1		A
43255-0155		C	2	A	1		A
36759-0026		D	1	A	1		A
36759-0066		D	2	A	1		A
36757-0026	E	1	A	1		A	
36757-0066	E	2	A	1		A	
43255-0051	15	A	2	A	1	.17/(4,3)	A
43255-0107		A	1	A	1		A
43255-0161		C	1	A	1		A
43255-0163		C	2	A	1		A
36759-0027		D	1	A	1		A
36759-0067		D	2	A	1		A
36757-0027	E	1	A	1		A	
36757-0067	E	2	A	1		A	
36766-0001	2	C	1	A	1	.17/(4,3)	B
36766-0002	3	C	1	A	1		B
36766-0003	4	C	1	A	1		B

RoHS COMPLIANT

<b>ENTER DESCRIPTION</b> EC NO: 12010-0191 2009/12/31 DRWN:HMRO 2010/01/05 CHKD:KPRASAD 2010/01/13 APPR:KPRASAD 2010/01/13	<b>QUALITY SYMBOLS</b> ▽=0 ▽=0	<b>GENERAL TOLERANCES (UNLESS SPECIFIED)</b>		<b>DIMENSION STYLE</b> IN/MM		SCALE	DESIGN UNITS INCH	THIRD ANGLE PROJECTION
		4 PLACES ± --- ± --- 3 PLACES ± --- ± 0.005 2 PLACES ± 0.13 ± 0.01 1 PLACE ± 0.25 ± --- ANGULAR ± 1/2°	mm INCH	DRAWN BY SUDHIR	DATE 2004/06/08	TITLE HEADER HOUSING ASSEMBLY .084/(2.13) SERIES COMPLIANT-POLARIZING PEG	MOLEX INCORPORATED	SHEET NO. 2 OF 2
		DRAFT WHERE APPLICABLE MUST REMAIN WITHIN DIMENSIONS	SEE CHART	APPROVED BY GJLOWE	DATE 2004/06/08	MATERIAL NO. SDA-43255-00**	DOCUMENT NO.	INCORPORATED AND SHOULD NOT BE USED WITHOUT WRITTEN PERMISSION
		THIS DRAWING CONTAINS INFORMATION THAT IS PROPRIETARY TO MOLEX						