

Micro-D Backshells EMI, Banding, Elliptical, One Piece 507-175

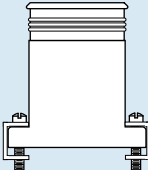
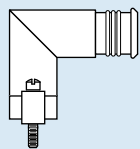
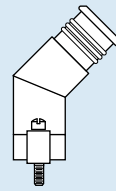
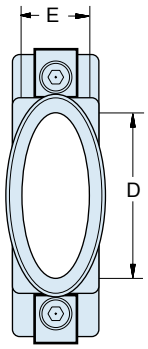


17-7PH Stainless Steel Clips attach the backshell to the connector. These backshells accept standard and micro **BAND-IT®** shield termination straps.

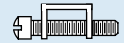
Straight, 45° and Right Angle elliptical backshell provides plenty of working room for complicated wiring situations.

Rugged One-Piece Aluminum Shell with stainless steel hardware, available in standard nickel plating, or choose optional finishes.

HOW TO ORDER 507-175 EMI BACKSHELLS

Series	Shell Finish	Connector Size	Cable Entry Code				Hardware Option									
			D		E			Available on Shell Size								
			Size	In.	mm.	In.	mm.									
Top Entry 507T175 	E – Chem Film (Alodyne) J – Cadmium, Yellow Chromate M – Electroless Nickel NF – Cadmium, Olive Drab Z2 – Gold	09 15 21 25 31 37 51 51-2 67 69 100	01 02 03 04 05 06 07 08	± .010	± 0.25	± .010	± 0.25									
				.344	8.74	.290	7.37	09 Thru 100								
				.494	12.55	.290	7.37	15 Thru 100								
				.644	16.36	.290	7.37	21 Thru 100								
				.744	18.90	.304	7.72	25 Thru 100								
				.894	21.34	.304	7.72	31 Thru 100								
				.994	25.25	.304	7.72	37 Thru 100								
				1.044	26.52	.304	7.72	37 and 100								
				1.024	26.01	.384	9.75	100								
				Side Entry 507S175 												
45° Entry 507E175 																
																
Sample Part Number																
507E175	M	25	04													

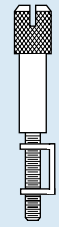
Omit (Leave Blank)
Fillister Head Jackscrew



H – Hex Head Jackscrew



E – Extended Jackscrew

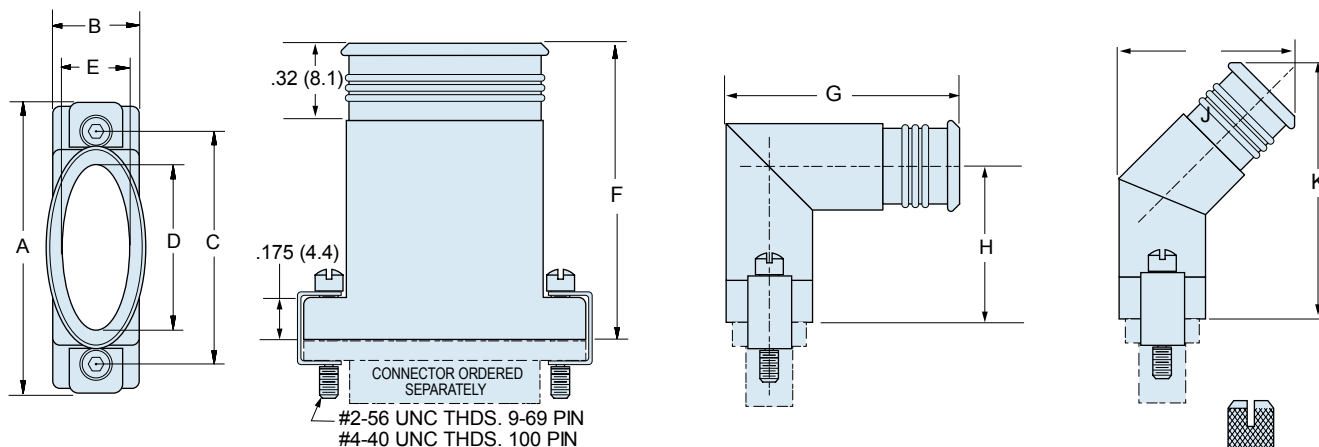


F – Jackpost, Female

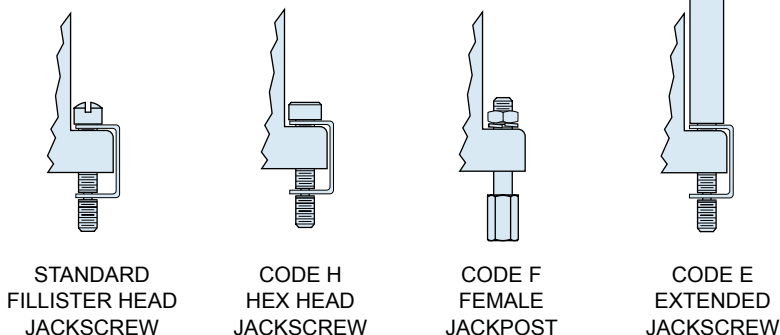


MATERIALS (SEE ORDERING INFO FOR FINISH OPTIONS)

Shell	Aluminum Alloy 6061 -T6 Per QQ-A-200, QQ-A-225 (Machined Components) Aluminum Alloy 6061-T6 Per QQ-A-591 (A380) (Die-Cast Components)
Clips	17-7PH Stainless Steel
Jackscrews, Washers, Jackposts	300 Series Stainless Steel, Passivated



Cable Entry Code	CABLE ENTRY SIZES				Available on Shell Size
	D		E		
	In. ±.010	mm. ±0.25	In. ±.010	mm. ±0.25	
01	.344	8.74	.290	7.37	09 Thru 100
02	.494	12.55	.290	7.37	15 Thru 100
03	.644	16.36	.290	7.37	21 Thru 100
04	.744	18.90	.304	7.72	25 Thru 100
05	.894	21.34	.304	7.72	31 Thru 100
06	.994	25.25	.304	7.72	37 Thru 100
07	1.044	26.52	.304	7.72	37 and 100
08	1.024	26.01	.384	9.75	100



DIMENSIONS

Size	A Max.		B Max.		C		F Max.		G Max.		H Max.		J Max.		K Max.	
	In.	mm.	In.	mm.	In.	mm.	In.	mm.	In.	mm.	In.	mm.	In.	mm.	In.	mm.
09	.850	21.59	.370	9.40	.565	14.35	.782	19.86	.970	24.64	.668	16.97	.673	17.09	.851	21.62
15	1.000	25.40	.370	9.40	.715	18.16	.832	21.13	.970	24.64	.668	16.97	.673	17.09	.876	22.25
21	1.150	29.21	.370	9.40	.865	21.97	.882	22.40	.970	24.64	.668	16.97	.673	17.09	.901	22.89
25	1.250	31.75	.370	9.40	.965	24.51	.932	23.67	.990	25.15	.678	17.22	.700	17.78	.943	23.95
31	1.400	35.56	.370	9.40	1.115	28.32	.972	24.69	.990	25.15	.678	17.22	.700	17.78	.963	24.46
37	1.550	39.37	.370	9.40	1.265	32.13	.972	24.69	.990	25.15	.678	17.22	.700	17.78	.983	24.97
51	1.500	38.10	.410	10.41	1.215	30.86	1.092	27.74	1.030	26.16	.698	17.73	.758	19.25	1.050	26.67
51-2	1.910	48.51	.370	9.40	1.615	41.02	1.092	27.74	1.030	26.16	.698	17.73	.758	19.25	1.050	26.67
67	2.310	58.67	.370	9.40	2.015	51.18	1.092	27.74	1.030	26.16	.698	17.73	.758	19.25	1.050	26.67
69	1.810	45.97	.410	10.41	1.515	38.48	1.092	27.74	1.030	26.16	.698	17.73	.758	19.25	1.050	26.67
100	2.235	56.77	.460	11.68	1.800	45.72	1.157	29.39	1.090	27.69	.723	18.36	.824	20.93	1.130	28.70