




VRM Inductor

LP02-5 Series



FEATURES

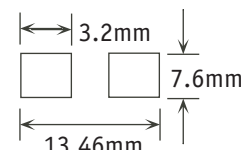
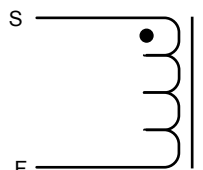
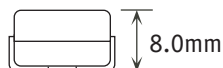
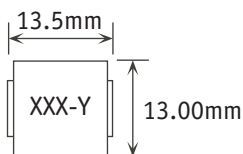
- Design verified by leading IC manufacturers
 - High saturation current of 100A
 - Designed for frequencies up to 1MHz
 - Suitable for pick and place applications
 - Tighter DCR tolerances available.
- Contact ICE for additional Details

APPLICATIONS

- Voltage Regulator Modules (VRMs)
- High Frequency, High Current Switching Power Supplies
- Synchronous Buck DC/DC Converters

PACKAGING: Reel Diameter: 13", Reel Width: 24mm, Pieces Per Reel: 400

Mechanical



Recommended PCB Layout

Electrical Specifications

Part Number	Inductance ¹ (nH, ±15%)	DCR ± 10% (mΩ)	I _{sat} ² (A)	I _{dc} ³ (A)
LP02-121-5	120	0.20	100	50
LP02-191-5	190	0.20	77	50
LP02-241-5	240	0.20	60	50
LP02-281-5	280	0.20	50	50
LP02-321-5	320	0.20	42	50
LP02-381-5	380	0.20	35	50
LP02-431-5	430	0.20	30	50
LP02-511-5	510	0.20	24	50
LP02-571-5	570	0.20	20	50
LP02-771-5	770	0.20	12	50

1. Tested @ 1MHz, 0.1Vrms.
2. Inductance drops 15% at rated I_{sat}.
3. DC current that causes a 40°C temperature rise. PCB layout, trace thickness and width, airflow and proximity to other devices will effect the temperature rise.
4. Electrical specifications at 25°C.
5. Operating temperature range: -40°C to +130°C.
6. Meets UL 94V-0.
7. Test equipment used includes HP4194A Impedance Analyzer, GPR-1210 HDD DC Power Supply, and CH502A Ohmmeter.