

4

3

2

1

THIS DRAWING IS UNPUBLISHED. RELEASED FOR PUBLICATION

© COPYRIGHT - TE Connectivity

ALL RIGHTS RESERVED.

LOC HB DIST -

REVISIONS

P	LTR	DESCRIPTION	DATE	DWN	APVD
E1		REVISED PER ECO-11-005140	26MAR11	RK	HMR
G		1.CHANGE TE LOTO2.ADD LINE IDENTIFICATION3.TERMINALS TOLERANCE CLARIFICATION ECO-12-005305	02-APR-12	YS,H	BH,Y

Ⓞ

**STE** **TE** **us**

OSA-SS-224DM3 24V

5A 50V~

3A 125V~/30V-



OEG

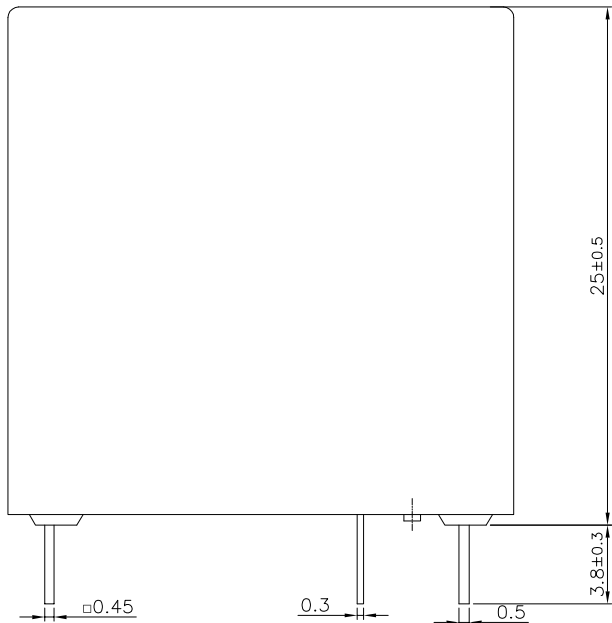


PART B

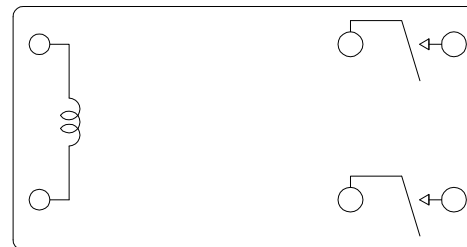
PART A

LOT NO.

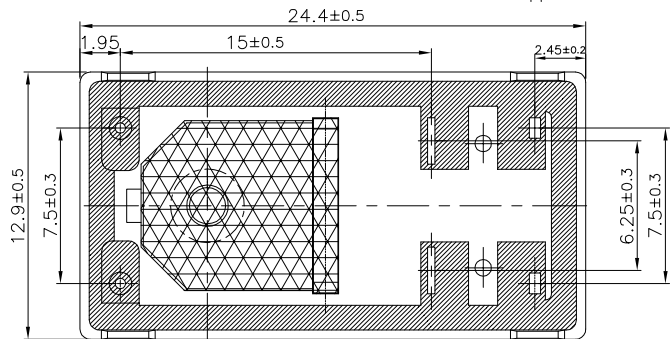
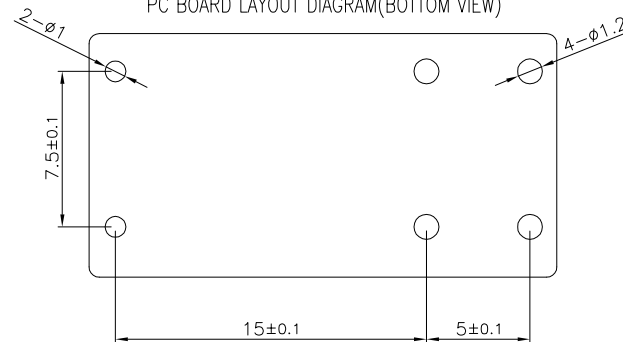
ONE CHARACTER FOR LINE IDENTIFICATION Ⓞ



WIRING DIAGRAM(BOTTOM VIEW)



PC BOARD LAYOUT DIAGRAM(BOTTOM VIEW)



THIS DRAWING IS A CONTROLLED DOCUMENT.		DWN Huang.Yunshou	<b>STE</b> TE Connectivity	
		CHK Yu.Banghua		
DIMENSIONS: mm		APVD Zhang,Sunny	NAME	
TOLERANCES UNLESS OTHERWISE SPECIFIED:		PRODUCT SPEC	OSA-SH-2**DM3,000 CUSTOMER DWG	
0 PLC ±		APPLICATION SPEC	SIZE CAGE CODE DRAWING NO RESTRICTED TO	
1 PLC ±		WEIGHT	A300779 C=3-1419124-5	
2 PLC ±		CUSTOMER DRAWING	SCALE 4:1	SHEET 1 OF 2
3 PLC ±				REV G
4 PLC ANGLES ±				
MATERIAL FINISH				

THIS DRAWING IS UNPUBLISHED. RELEASED FOR PUBLICATION  
 © COPYRIGHT - By TE Connectivity ALL RIGHTS RESERVED.

LOC	DIST	REVISIONS			
P	LTR	DESCRIPTION	DATE	DWN	APVD
-	-	SEE SHEET 1	-	-	-

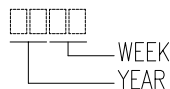
i	1461388-5	OSA-SH-248DM3	48V	OSA-SH-248DM3,000	107-79015(TRAY)
h	1461388-2	OSA-SH-206DM3	6V	OSA-SH-206DM3,000	107-79015(TRAY)
g	1461388-1	OSA-SH-205DM3	5V	OSA-SH-205DM3,000	107-79015(TRAY)
f	2-1440007-5	OSA-SH-224DM3	24V	OSA-SH-224DM3,000	107-79015(TRAY)
e	4-1419124-3	OSA-SH-224DM3	24V	OSA-SH-224DM3,000M	107-79016(TUBE)
d	8-1440001-3	OSA-SH-218DM3	18V	OSA-SH-218DM3,000	107-79015(TRAY)
c	3-1419124-5	OSA-SH-212DM3	12V	OSA-SH-212DM3,000	107-79015(TRAY)
b	3-1419124-6	OSA-SH-212DM3	12V	OSA-SH-212DM3,000M	107-79016(TUBE)
a	8-1440001-0	OSA-SH-209DM3	9V	OSA-SH-209DM3,000	107-79015(TRAY)
No.	PART NO.	PART A	PART B	TYPE NAME	PACKING SPEC

RELAY TYPE

			EPOXY RESIN	SEAL	14
			POLYURETHANE Cu WIRE	MAGNETIC WIRE	13
UL 94V-0			PA66	CARD	12
UL 94V-0			PBT	CASE	11
UL 94V-0			PBT	BOBBIN	10
		SOLDER DIP	Cu Alloy	COIL TERMINAL	9
		SOLDER DIP	Cu Alloy	HINGE SPRING	8
			Ag Alloy	S-CONTACT	7
			Ag Alloy	C-CONTACT	6
		SOLDER DIP	Cu Alloy	M-TERMINAL	5
		SOLDER DIP	Cu Alloy	MOVABLE SPRING	4
		Ni PLATING	STEEL	CORE	3
		Ni PLATING	STEEL	ARMATURE	2
		Ni PLATING	STEEL	YOKE	1
INCOMBUSTIBILITY	NOTES	FINISH	MATERIAL	DESCRIPTION	ITEM

NOTE:

- 1.TERMINAL DIMENSIONS WITHOUT TINNING.
- 2.LOT NO. SYSTEM AS FOLLOWING:



- 3.FOR THE TIN-PLATING OF THE PINS:  
 +0.1mm FOR WIDTH, THICKNESS AND DIAMETER  
 +0.5mm FOR LENGTH

Diagram dimension	Tolerance
0.99mm max.	±0.1mm
1 - 2.99mm	±0.2mm
3mm min.	±0.5mm

THIS DRAWING IS A CONTROLLED DOCUMENT.

DIMENSIONS: mm	TOLERANCES UNLESS OTHERWISE SPECIFIED:	DWN Huang.Yunshou	<b>STE</b> TE Connectivity	
	0 PLC ± - 1 PLC ± - 2 PLC ± - 3 PLC ± - 4 PLC ± - ANGLES ± -	CHK Yu.Banghua		
MATERIAL	FINISH	APVD Zhang.Sunny	NAME OSA-SH-2**DM3,000 CUSTOMER DWG	
		PRODUCT SPEC -	SIZE A3	CAGE CODE 00779
		APPLICATION SPEC -	DRAWING NO C=3-1419124-5	RESTRICTED TO -
		WEIGHT -	CUSTOMER DRAWING	
			SCALE 4:1	SHEET 2 OF 2
				REV G