

RL-9750-1HL

THRU-HOLE AC LINE FILTER

DESCRIPTION

- Thru-Hole AC Line Filter

ENVIRONMENTAL DATA

- Storage temperature range: -55°C to +130°C
- Operating temperature range: -40°C to +130°C

PACKAGING INFORMATION

- Packaging information: pg. 495

FEATURES & APPLICATIONS

- High impedance at applicable frequency
- High self-resonant frequency
- Provides excellent noise suppression for high frequency ranges
- Dielectric withstanding voltage rated at 2500 VAC line to line
- Designed for line to neutral safety clearance
- Small footprint

Verify operation with sample in actual circuit. Order samples at www.rencousa.com.

MECHANICAL DIMENSIONS

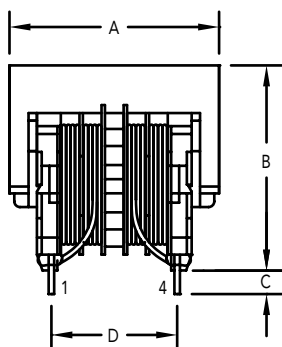
U.S. Standard (mm)

PART NUMBER	A (MAX.)	B (MAX.)	C (TYP.)	D ±0.02 (0.50)	E (MAX)	F ±0.02 (0.50)
RL-9750-1HL	0.91 (23.20)	0.89 (22.50)	0.20 (5.00)	0.51 (13.00)	0.61 (15.50)	0.39 (10.00)

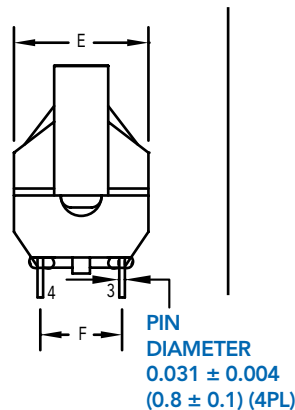
PART NUMBER	PART WEIGHT
RL-9750-1HL	10.0g (0.35oz)

G ±0.002 (0.05)	H ±0.002 (0.05)
0.51 (13.00)	0.39 (10.00)

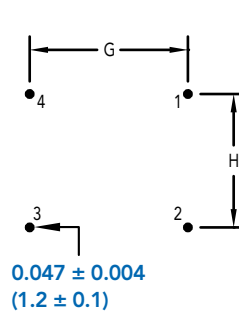
FRONT VIEW



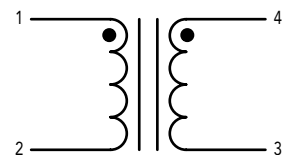
SIDE VIEW



RECOMMENDED LAND PATTERN



SCHEMATIC



RENCO ELECTRONICS INC.

595 International Place, Rockledge, FL 32955-4200 USA • www.rencousa.com • ISO 9001 Certified
Toll Free Engineering Hot Line: 800.645.5828 • P: 321.637.1000 • F: 321.637.1600



RL-9750-1HL

Renco Part No. RL-9750-1HL	Inductance (mH) Min.	DCR (Ohms) ± 20%	Irms (A) Max.
RL-9750-1HL-0.8	0.8	0.052	3.0
RL-9750-1HL-1.3	1.3	0.078	2.2
RL-9750-1HL-2.3	2.3	0.126	1.7
RL-9750-1HL-2.9	2.9	0.170	1.5
RL-9750-1HL-3.7	3.7	0.202	1.3
RL-9750-1HL-5.4	5.4	0.308	1.1
RL-9750-1HL-7.2	7.2	0.369	1.0
RL-9750-1HL-9.2	9.2	0.548	0.8
RL-9750-1HL-14.0	14.0	0.762	0.7
RL-9750-1HL-16.0	16.0	0.933	0.6
RL-9750-1HL-26.0	26.0	1.324	0.5
RL-9750-1HL-35.0	35.0	1.966	0.4
RL-9750-1HL-60.0	60.0	3.154	0.3
RL-9750-1HL-142.0	142.0	7.543	0.2

NOTES:

1. ELECTRICAL SPECIFICATIONS MEASURED AT 25°C
2. I_{rms} - CURRENT THAT CAUSES THE TEMPERATURE TO RISE APPROX. 40°C ABOVE AMBIENT OF 25°C
3. INDUCTANCE TESTED AT 10 kHz, 0.1 V_{rms}

