

1

2

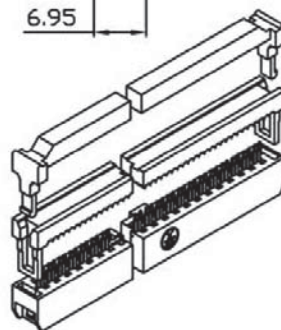
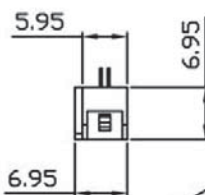
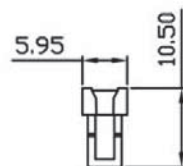
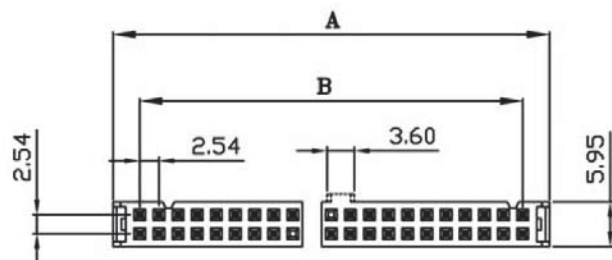
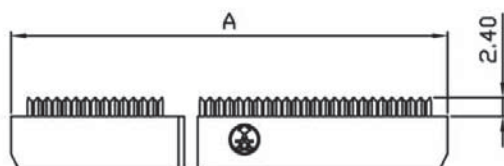
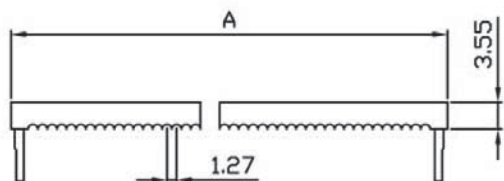
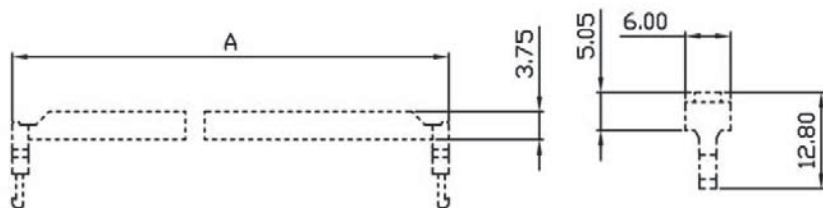
3

4

5

6

7



"xx" DIMENSION					
POSITION	A	B	POSITION	A	B
06P	12.18	05.08	24P	35.04	27.94
08P	14.72	07.62	26P	37.58	30.48
10P	17.26	10.16	30P	42.66	35.56
12P	19.80	12.70	34P	47.74	40.64
14P	22.34	15.24	36P	50.43	43.18
16P	24.88	17.78	40P	55.36	48.26
18P	27.42	20.32	44P	60.64	53.34
20P	29.96	22.86	50P	68.06	60.96

POSITION	A	B
60P	80.74	76.54
64P	85.82	81.62

MATERIALS:
 INSULATOR:P.B.T.30%GLASS FIBER,UL94V-0
 CONTACT MATERIAL:BRASS OR PHOSPHOR BRONZE,
 UNDERPLATE: NICKEL
 CONTACT AREA: 100u" TIN/LEAD FREE(MATTE TIN)
ELECTRICAL:
 CURRENT RATING:1AMP.
 INSULATION RESISTANCE:1000MΩ MIN.
 DIELECTRIC WITHSTANDING:500VAC
 OPERATING TEMPERATURE:-55°C~+105°C

Scale	1:1				Date	Name	Title
TOLERANCE					Drawn	19.10.11	Chappell
X.X	±0.40				Approved		
X.XX	±0.25						
X.XXX	±0.15						
DIM	TOL						
X.°	±3°						
X.X°	±X°	①	Updated part numbers	09.08.13	Wilson		
Angle	TOL	Id.	Modification	Date	Name		

Unit: mm



ASSMANN
 WSW components

1840 W. Drake Drive, Suite 101 • Tempe, AZ 85283
 Toll Free: 1-877-277-6266 • Email: info@assmann.us

Title
IDC Socket
 Tin, 2.54mm pitch, w/central polarisation
 ASSMANN WSW-No.
AWPxx-7540-T w/o Strain Relief
AWPxx-7541-T w/Strain Relief
 Drawing-No.

rev00

Replace

Sheet
 1/1

1

2

3

4

5

6

7