

PLEASE CHECK WWW.MOLEX.COM FOR LATEST PART INFORMATION

Part Number: [0525840879](#)
Status: **Active**
Description: 1.00mm (.039") Pitch Receptacle, Dual Row Surface Mount, Vertical Stacking, 8.00, 9.00, 10.00, and 18.00mm (.315, .354, .394 and .709") Stacking Heights, 80 Circuits, Lead-free

Documents:

3D Model	Product Specification PS-52584-003 (PDF)
Drawing (PDF)	RoHS Certificate of Compliance (PDF)
Product Specification PS-52584-002 (PDF)	

Agency Certification

CSA	LR19980
UL	E29179

General

Product Family	PCB Receptacles
Series	52584
Application	Board-to-Board
Product Name	SlimStack™

Physical

Circuits (Loaded)	80
Color - Resin	Natural
Durability (mating cycles max)	50
Flammability	94V-0
Glow-Wire Compliant	No
Material - Metal	Phosphor Bronze
Material - Plating Mating	Gold
Material - Plating Termination	Tin
Material - Resin	High Temperature Thermoplastic
Number of Rows	2
Orientation	Vertical
PCB Locator	Yes
PCB Retention	None
Packaging Type	Tube
Pitch - Mating Interface (in)	0.039 In
Pitch - Mating Interface (mm)	1.00 mm
Plating min: Mating (µin)	10
Plating min: Mating (µm)	0.25
Plating min: Termination (µin)	80
Plating min: Termination (µm)	2
Polarized to PCB	No
Surface Mount Compatible (SMC)	N/A
Temperature Range - Operating	-55°C to +85°C
Termination Interface: Style	Surface Mount

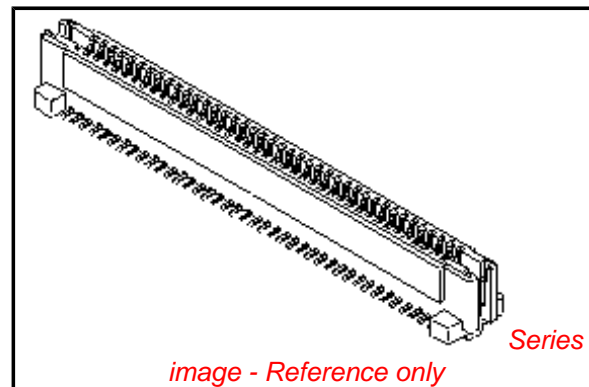
Electrical

Current - Maximum per Contact	0.5A
Voltage - Maximum	100V

Material Info

Reference - Drawing Numbers

Product Specification	PS-52584-002, PS-52584-003, RPS-52584-010
Sales Drawing	SD-52584-007, SD-52584-008, SD-52584-009



EU RoHS

ELV and RoHS Compliant
REACH SVHC Contains SVHC: No
Halogen-Free Status
Not Reviewed

China RoHS



Need more information on product environmental compliance?

Email productcompliance@molex.com
 For a multiple part number RoHS Certificate of Compliance, [click here](#)

Please visit the [Contact Us](#) section for any non-product compliance questions.

Search Parts in this Series

52584Series

Mates With

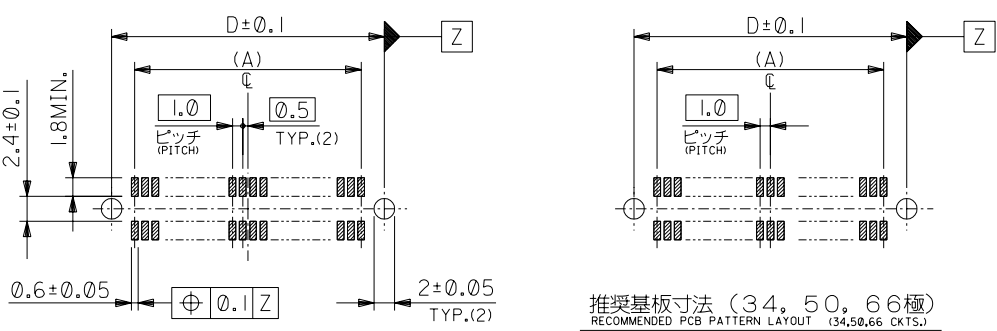
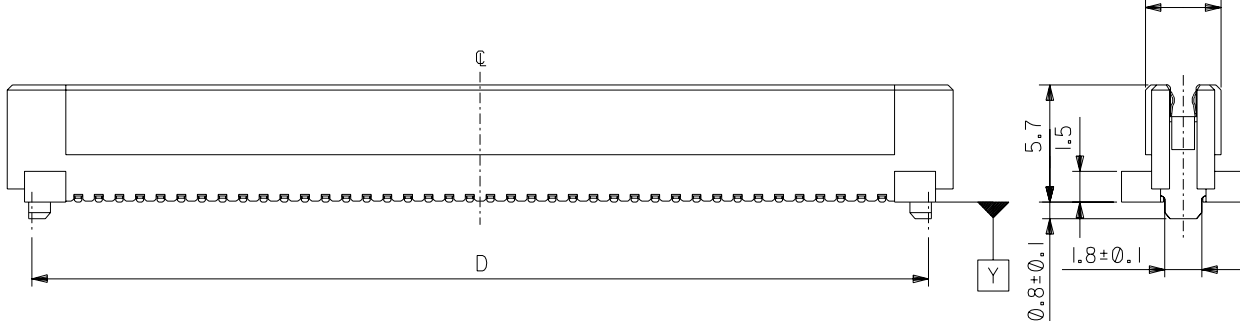
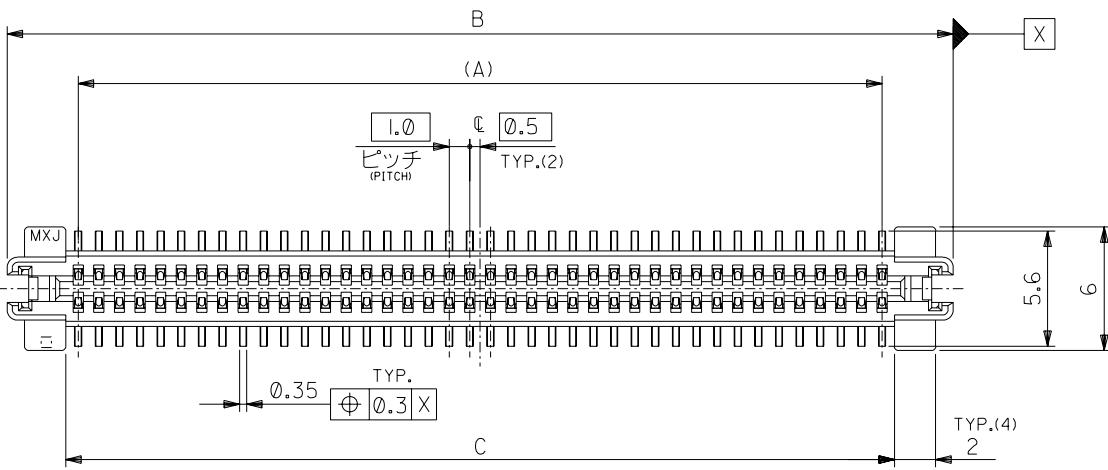
53395 , 53408

This document was generated on 04/16/2010

PLEASE CHECK WWW.MOLEX.COM FOR LATEST PART INFORMATION

DWG. NO.
SD-52584-007

DIMENSIONS IN METRIC DO NOT SCALE DRAWING

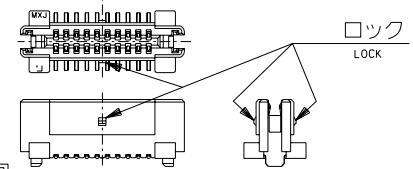


推奨基板寸法 (20, 60, 80, 84, 100, 120, 140極)
RECOMMENDED PCB PATTERN LAYOUT (20,60,80,84,100,120,140 CKTS.)

推奨基板寸法 (34, 50, 66極)
RECOMMENDED PCB PATTERN LAYOUT (34,50,66 CKTS.)

注) NOTES

- 材質 MATERIAL**
ハウジング: ガラス入りLCP、白色、UL94V-0
HOUSING: F.LCP, WHITE, UL94V-0
ターミナル: 燐青銅 (t=0.2)
TERMINAL: PHOSPHOR BRONZE
- メッキ仕様 PLATING**
接点部: 金メッキ 0.25 マイクロメートル以上。
CONTACT AREA: GOLD 0.25 MICROMETER MINIMUM.
半田付け部: 錫メッキ 1.0 マイクロメートル以上。
SOLDER TAIL AREA: TIN 1.0 MICROMETER MINIMUM.
下地メッキ: ニッケルメッキ 2.0 マイクロメートル以上。
UNDER-PLATING: NICKEL 2.0 MICROMETER MINIMUM.
- 推奨基板厚 RECOMMENDED PCB THICKNESS**
1.0±0.1mm MIN.
- テールのバラツキ寸法 TAIL COPLANARITY**
テールは、Y面を基準とし、上へ0.02 下へ0.15の範囲にあり、目付テール平坦度は0.15とする。
TAILS TO BE WITHIN 0.02 UPWARD AND 0.15 DOWNWARD FROM Y-DATUM PLANE, AND TAIL COPLANARITY TO BE 0.15.
- ロックは、20, 34, 50極に設置する。 LOCK TO BE ADDED TO 20, 34 AND 50 CKTS.**
- 梱包 PACKAGING**
本製品はスティック梱包とし梱包後の MATERIAL NO. は 52584-***79 とする。
THIS PRODUCTS TO BE PACKED IN TUBE. MATERIAL NO.: 52584-***79
- 同一基板内に複数個 (2ヶ以上) の使用は避けてください。 MXJ DOSE NOT RECOMMEND THE USAGE OF TWO OR MORE OF THESE CONNECTORS BETWEEN A SINGLE PAIR OF P.C.BOARD.**
- 本製品は 52584-***0 の鉛フリー品である。 THIS PRODUCT IS LEAD FREE OF 52584-***0.**



73.5	70.2	75.9	69	52584-1408	140
63.5	60.2	65.9	59	52584-1208	120
53.5	50.2	55.9	49	52584-1008	100
45.5	42.2	47.9	41	52584-0848	84
43.5	40.2	45.9	39	52584-0808	80
36.5	33.2	38.9	32	52584-0668	66
33.5	30.2	35.9	29	52584-0608	60
28.5	25.2	30.9	24	52584-0508	50
20.5	17.2	22.9	16	52584-0348	34
13.5	10.2	15.9	9	52584-0208	20
D	C	B	(A)	MATERIAL NO.	極数 NO. OF CKTS.

材料 MATERIAL		注参照 SEE NOTES		molex MOLEX-JAPAN CO.,LTD. 日本モレックス株式会社	
仕上げ FINISH		注参照 SEE NOTES		REVISE ONLY ON CAD SYSTEM	
適用電線範囲 WIRE RANGE		—#—		TITLE 名称 1.0 B-T0-B S/T REC.HS'G ASS'Y	
被覆外径 INS. RANGE		—#—		-LEAD FREE-	
DRAWN BY 04/03/22 H.KAWABATA		CHK'D BY 04/03/22 K.TOJO		DWG. NO. SD-52584-007	
APP'D BY 04/03/22 M.SASAO		尺度 SCALE —#—		REV 0	
角度 ANGLE ±3°					
30以上 OVER ±0.3					
10以上 30未下 UNDER ±0.25					
10未下 UNDER ±0.2					
一般公差 GENERAL TOLERANCES		記号 LTR		変更内容 REVISION RECORD	
		DR. CHK.		日付 DATE	

7

6

5

4

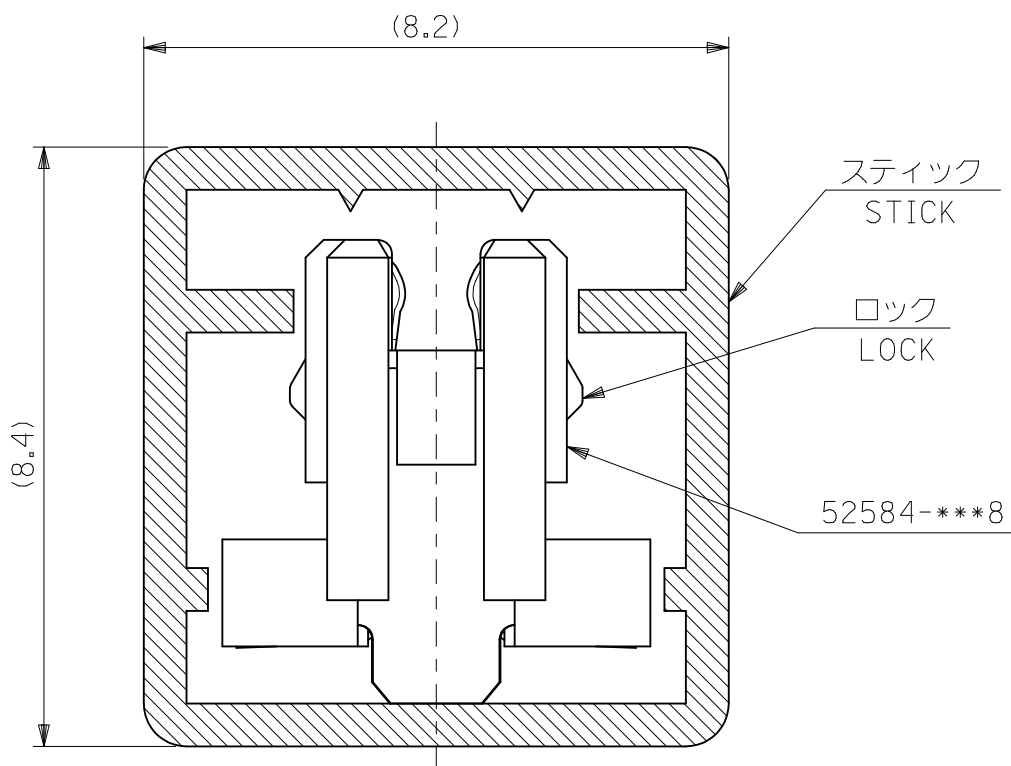
3

2

1

注記
NOTES

- スティック両端はキャップ止め。
BOTH ENDS WITH CAPS.
- 全 長: 600±2
TOTAL LENGTH
- 肉 厚: 0.6±0.2
THICKNESS
- ロックは、20, 34, 50極に設置。
LOCK TO BE ADDED TO 20, 34
AND 50 CKTS.
- 本製品は52584-***9の鉛フリー品である。
THIS PRODUCT IS LEAD FREE OF 52584-***9.



7	52584-1479	140
8	52584-1279	120
10	52584-1079	100
12	52584-0879	80
14	52584-6679	66
15	52584-0679	60
18	52584-0579	50
24	52584-3479	34

52584-***79	35	52584-0279	20
MODEL No.	梱包数 QUANTITY	MATERIAL No.	極数 NO. OF CKTS.

MATERIAL

スティック: ポリ塩化ビニル
STICK: P.V.C

REVISED

EC NO: J2010-1409
DRW:RTS/URUOKA 2010/01/13
CHKD:THARUYAMA 2010/01/14
APPR:HIRATA 2010/01/14

DESCRIPTION

GENERAL TOLERANCES
(UNLESS SPECIFIED)

10 UNDER	±0.2
10 OVER 30 UNDER	±0.25
30 OVER	±0.3
ANGULAR	±3°

DRAFT WHERE APPLICABLE
MUST REMAIN
WITHIN DIMENSIONS

A

REV

DIMENSION STYLE
MM ONLY

DRAWN BY DATE
HKAWABATA '04/03/22
CHECKED BY DATE
KTOJO '04/03/22
APPROVED BY DATE
MSASAO '04/03/22

MATERIAL NO.

SEE TABLE

SIZE
A4SCALE
---DESIGN UNITS
METRICTHIRD ANGLE
PROJECTION

MOLEX INCORPORATED

DOCUMENT NO.

SD-52584-008

SHEET NO.

1 OF 1

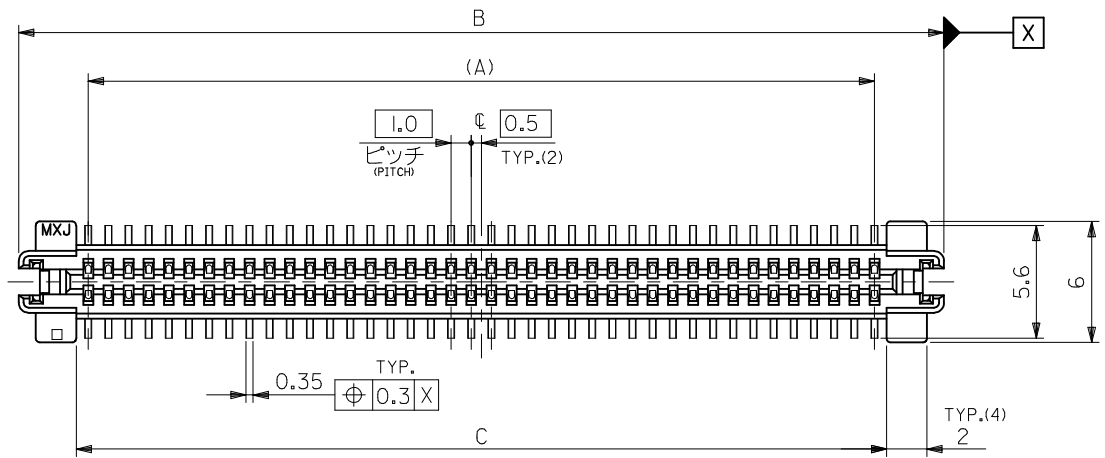
6

5

4

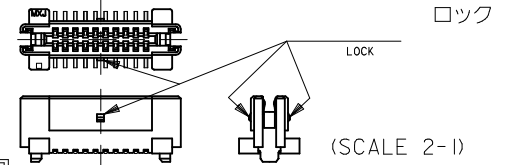
3

2

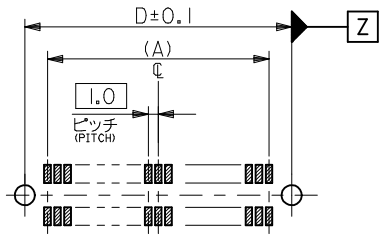
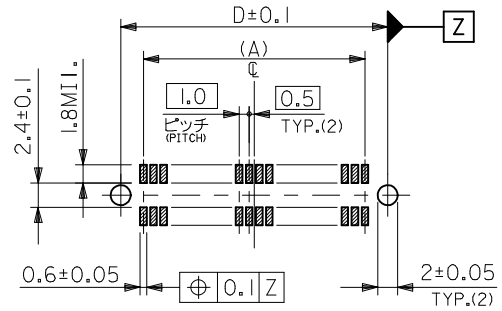
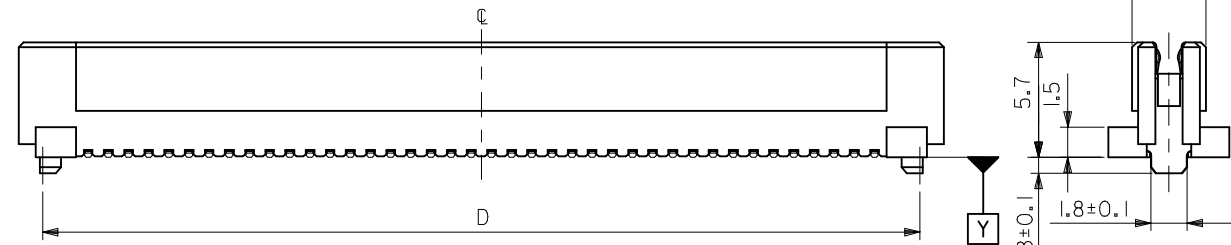


注) NOTES

1. 材質 MATERIAL
ハウジング: ガラス入り LCP、白色、UL 94V-0
ターミナル: 燐青銅 (t = 0.2)
TERMINAL: PHOSPHOR BRONZE
2. メッキ仕様 PLATING
接点部: 金メッキ 0.25 μm MIN.
CONTACT AREA: GOLD 0.25 μm MIN.
半田付け部: 半田メッキ 1.0 μm MIN.
SOLDER TAIL AREA: TIN-LEAD 1.0 μm MIN.
下地メッキ: ニッケルメッキ 2.0 μm MIN.
UNDER-PLATING: NICKEL 2.0 μm MIN.
3. 推奨基板厚 RECOMMENDED PCB THICKNESS
1.0 ± 0.1 mm MIN.
4. テールのバラツキ寸法 TAIL COPLANARITY
テールは、Y面を基準とし、上へ 0.02 下へ 0.15 の範囲にあり、且つテール平坦度は 0.15 とする。
TAILS TO BE WITHIN 0.02 UPWARD AND 0.15 DOWNWARD FROM Y-DATUM PLANE. AND TAIL COPLANARITY TO BE 0.15.
5. ロックは、20, 34, 50 極に設置する。
LOCK TO BE ADDED TO 20, 34 AND 50 CKTS.



6. 梱包 PACKAGING
本製品はスティック梱包とし梱包後の ENG. NO. は 52584-***9 とする。
THIS PRODUCTS TO BE PACKED IN TUBE. ENG. NO.: 52584-***9
7. 同一基板内に複数個 (2ヶ以上) の使用は避けてください。
MXJ DOSE NOT RECOMMEND THE USAGE OF TWO OR MORE OF THESE CONNECTORS BETWEEN A SINGLE PAIR OF P.C.B.OARD.



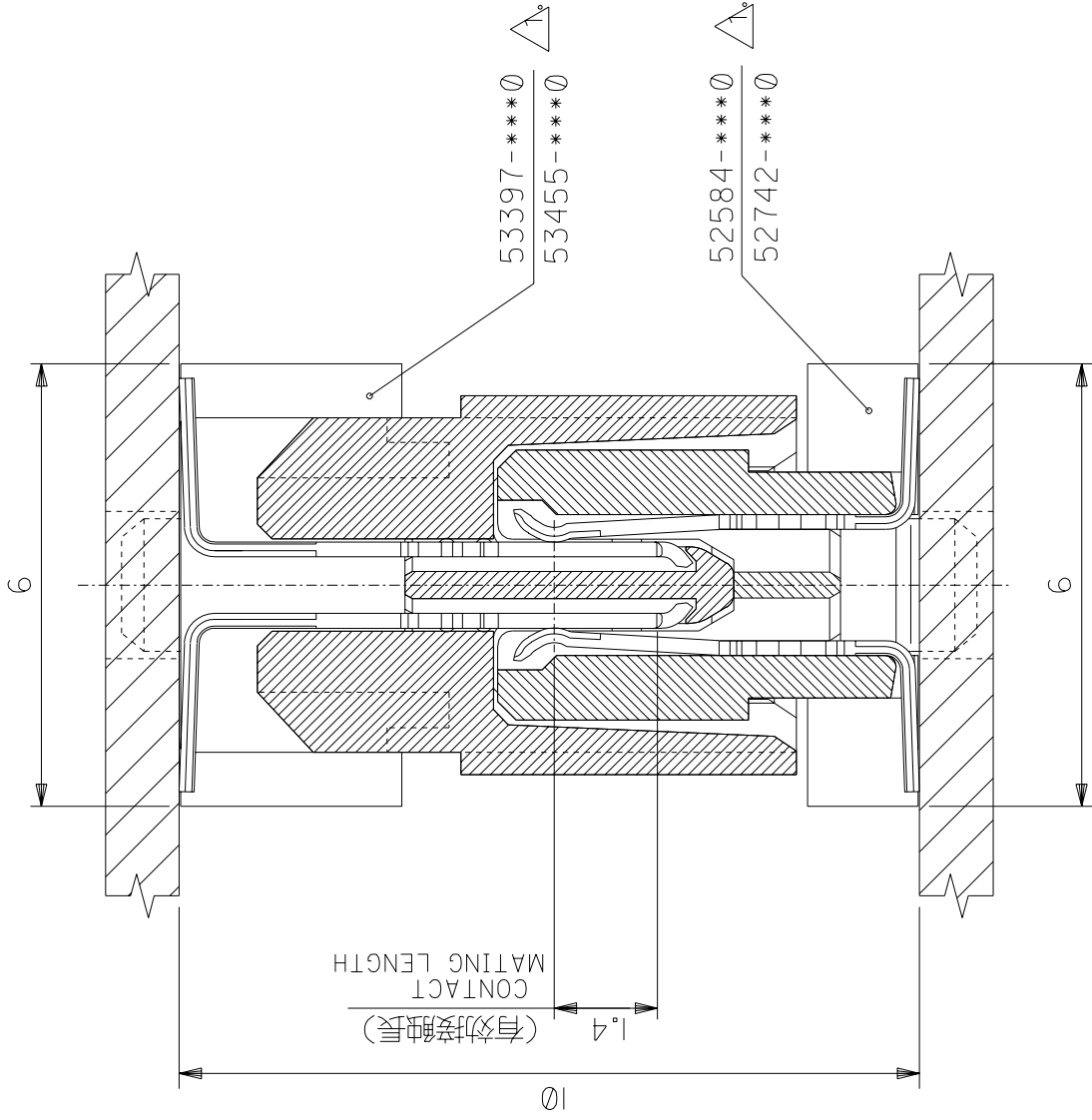
推奨基板寸法 (20, 60, 80, 84, 100, 120, 140 極)
RECOMMENDED PCB PATTERN LAYOUT (20,60,80,84,100,120,140 CKTS.)
(SCALE 2-1)

推奨基板寸法 (34, 50, 66 極)
RECOMMENDED PCB PATTERN LAYOUT (34,50,66 CKTS.)
(SCALE 2-1)

73.5	70.2	75.9	69	52584-1400	140
63.5	60.2	65.9	59	52584-1200	120
36.5	33.2	38.9	32	52584-0660	66
33.5	30.2	35.9	29	52584-0600	60
28.5	25.2	30.9	24	52584-0500	50
20.5	17.2	22.9	16	52584-0340	34
13.5	10.2	15.9	9	52584-0200	20
D	C	B	(A)	ENG. NO.	極数 NO. OF CKTS.

REVISED EC NO: J	2008/11/06 DRWN: YOSHIDAM	DESCRIPTION REV	GENERAL TOLERANCES (UNLESS SPECIFIED)		DIMENSION STYLE MM ONLY		SCALE 4:1	DESIGN UNITS METRIC	THIRD ANGLE PROJECTION	
	2009/03/23 CHKD: THARUYAMA		10 UNDER ±0.2	DRAWN BY J. MIYAZAWA	DATE	TITLE 1.0 B-T0-B S/T REC. HSG ASSY				
	2009/03/25 APPR: THARUYAMA		10 OVER 30 UNDER ±0.25	CHECKED BY M. SASAO	DATE	MOLEX INCORPORATED				
			30 OVER ±0.3	APPROVED BY H. IKESUGI	DATE	DOCUMENT NO. SD-52584-009				
			ANGULAR ±3 °	MATERIAL NO.		SHEET NO. 1 OF 1				
	DRAFT WHERE APPLICABLE MUST REMAIN WITHIN DIMENSIONS		SIZE A3	THIS DRAWING CONTAINS INFORMATION THAT IS PROPRIETARY TO MOLEX INCORPORATED AND SHOULD NOT BE USED WITHOUT WRITTEN PERMISSION						

DWG. NO.
SD-53397-***0/52584-***0
SD-53455-***0/52742-***0



角度	ANGLE	±3°
30以上	OVER	±0.3
10以上	未満	±0.25
30以下	UNDER	
10以下	未満	±0.2
一般公差		
GENERAL TOLERANCES		

MM
DIMENSIONS IN METRIC DO NOT SCALE DRAWING

注記
NOTES

- 53397-***0 } ネール無し品
52584-***0 } WITHOUT NAIL
- 53455-***0 } ネール有り品
52742-***0 } WITH NAIL

材料	MATERIAL	— # —
仕上げ	FINISH	— # —
適用電線範囲	WIRE RANGE	— # —
被覆外径	INS. RANGE	— # —
変更	REVISED	94/01/27 S.A. J.M.
新規作成	RELEASED	92/10/27 J.M.
記号	LTR	DR. 日付
	REVISION RECORD	CHK. DATE
		CHK'D BY M. Y. YAO
		SCALE 10-1

MOLEX-JAPAN CO.,LTD.
日本モレックス株式会社

REVISE ONLY ON CAD SYSTEM
TITLE 名称

1.0 B-T0-B CONNECTOR 嵌合図
CROSS-SECTION VIEW
OF MATED CONNECTORS

DWG. NO. REV
SD-53397-***0/52584-***0
SD-53455-***0/52742-***0 A

THIS DRAWING CONTAINS INFORMATION THAT IS PROPRIETARY TO MOLEX(JAPAN) AND SHOULD NOT BE USED WITHOUT WRITTEN PERMISSION

本図面は日本モレックス(株)の所有する情報を含むもので、当社の許可なく複製を禁止する。

FNのICの32)MXY 1-33

TF3:110.03JSMG533970.DCN