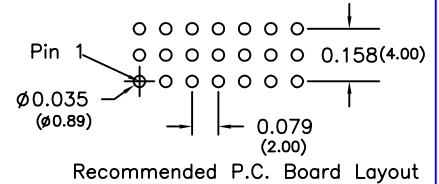
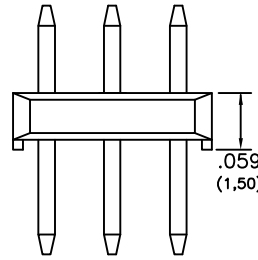
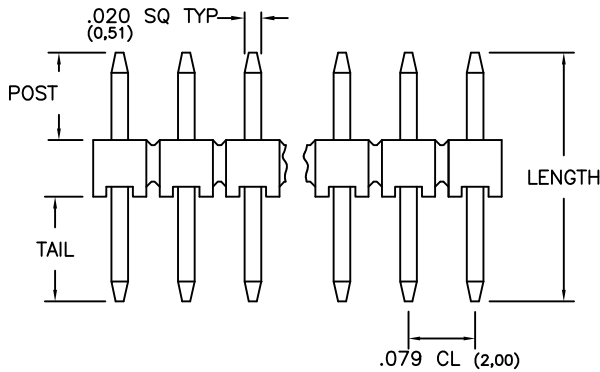
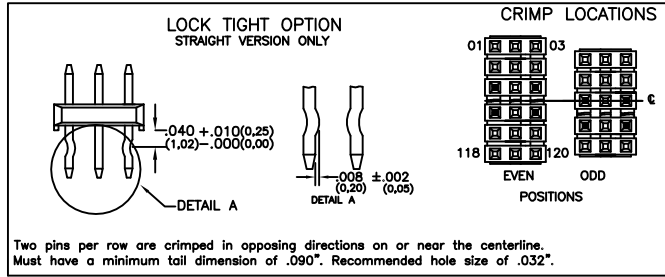
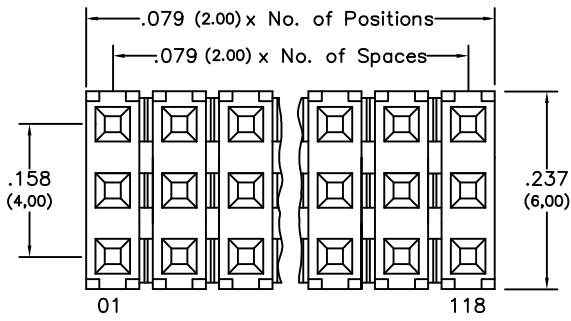


Major League Electronics .079 cl Terminal Strip Headers - Straight



Tails may be clipped to achieve desired pin length

Ordering Information

TSHS-2 - - T - - - - - - - LF

Pins Per Row
01 - 40

Row Specification
T = Triple Row

Lead Free

Every Other Pin Filled
Leave blank if not needed
E = Filled

Polarized Position
Leave blank if not needed
If required, specify empty pin position, e.g. 012 for Pin 12

Lock Tight "LT" Option
Leave blank if not needed
LT = With

Pin Options						
Length	Post Height	Tail Length				
.323	8.20mm	.126	3.20mm	.138	3.51mm	02
		.146	3.71mm	.118	3.00mm	04
		.158	4.01mm	.106	2.70mm	06
.397	10.08mm	.126	3.20mm	.212	5.38mm	08
		.146	3.71mm	.192	4.88mm	10
		.158	4.01mm	.180	4.57mm	12
.417	10.59mm	.126	3.20mm	.232	5.89mm	14
		.146	3.71mm	.212	5.38mm	16
		.158	4.01mm	.200	5.08mm	18
.555	14.10mm	.126	3.20mm	.370	9.40mm	20
		.146	3.71mm	.350	8.90mm	22
		.158	4.01mm	.338	8.59mm	24
.575	14.61mm	.126	3.20mm	.390	9.91mm	26
		.146	3.71mm	.370	9.40mm	28
		.158	4.01mm	.358	9.09mm	30

Plating Options	
G	10μ Gold on Contact Area / Flash on Tail
T	Matte Tin All Over
GT	10μ Gold on Contact Area / Matte Tin on Tail
H	30μ Gold on Contact Area / Matte Tin on Tail
F	Gold Flash over Entire Pin

Specifications

Current Rating: 3.0 Ampere

Insulation Resistance: 1000MΩ Min.

Dielectric Withstanding: 500V AC

Contact Resistance: 20 mΩ Max.

Operating Temperature: -40°C to + 105°C

Max. Process Temperature:

Peak: 260°C up to 10 secs.

Process: 230°C up to 60 secs.

Wave: 260°C up to 6 secs.

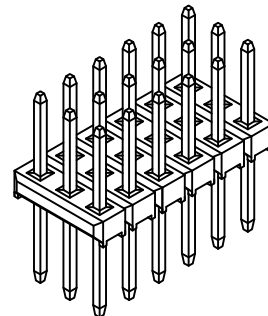
Manual Solder: 350°C up to 5 secs.

Materials

Contact Material: Phosphor Bronze

Insulator Material: Nylon 6T

Plating: Au or Sn over 50μ" (1,27) Ni



Mates with:
BSSH,
BSSHC,
BSSQ,
BSSQC,
SSHQ,
SSHQR,
SSHR,
SSHS

Products cut to specific sizes are uncancellable/nonreturnable

Parts are subject to change without notice

TSHS-2-T SERIES

.079cl Triple Row - Straight
Terminal Strip Headers

21 FEB 07

Scale
NTS

UNLESS OTHERWISE SPECIFIED
DIMENSIONS IN INCHES (MM)
TOLERANCES ARE:

ONE PLACE DECIMALS ±.100
TWO PLACE DECIMALS ±.010
THREE PLACE DECIMALS ±.005
FOUR PLACE DECIMALS ±.0020

ANGLES
±.5°



4235 Earnings Way, New Albany, Indiana, 47150, USA
1-800-782-3486 (USA/Canada/Mexico)
Tel: 812-944-7244
Fax: 812-944-7268
E-mail: mle@mlelectronics.com
Web: www.mlelectronics.com

Edition
1

Sheet
1/1