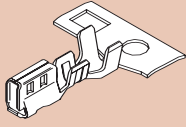
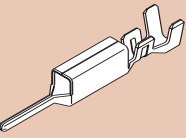
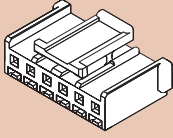
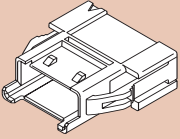
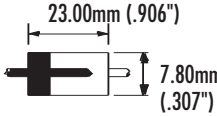
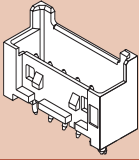
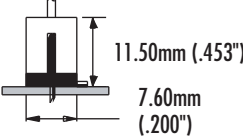
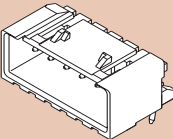
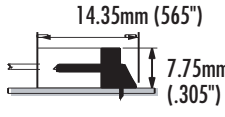


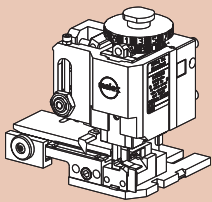
	Description	Order No.	Circuits	Wire Range	Mated Dimensions	Material	Packaging
<b>Terminals</b>							
	Female Crimp Terminal	50351-8000	—	22 - 28 AWG	—	Tin Plated Phosphor Bronze	Reel
		50351-8100					Bag
	Male Crimp Terminal	50837-8000	—	22 - 28 AWG	—	Tin Plated Phosphor Bronze	Reel
		50837-8100					Bag
<b>Crimp Housings</b>							
	Positive Locking Receptacle Housing	51103-XX00	02 - 15	—	—	PBTP	Bag
	Plug Housing	51198-XX00	02 - 10, 12, 14, 15	—		PBT	Bag
<b>Headers</b>							
	Vertical Header with Peg	53375-YY10	02 - 15	—		Glass-filled PBTP	Tray
		53375-YY90	02 - 08	—			Radial Tape
	Right Angle Header	53426-XX19	02 - 15	—		Glass-filled PBTP	Tray
		53426-XX70	02 - 08	—			Radial Tape

Replace "XX" with number of circuits.

Replace "YY" with number of circuits plus 30; for example an 11 circuit header is part number 53375-4110

**Note:** Mated receptacle to header dimensions are for the -YY10 and -XX19 versions

### APPLICATION TOOLING

	Terminal	Insulation Diameter	Strip Length	Order No.			
				TM-2000 Applicator	TM-40/TM-42 Applicator	Extractor Tool	Hand Tool
	50351-8000	1.80mm (.071") max.	2.30 - 2.80mm (.091 to .110")	63860-5100	63850-5100	57309-6000	—
	50351-8100			—	—	57309-6000	57295-5000
	50837-8000			Contact Molex	Contact Molex	—	—
	50837-8100			—	—	—	57391-5000

## FEATURES AND BENEFITS



# 2.50mm (.098") Pitch Mini-Lock™

- Four point contact design for greater reliability
- Anti-fishhooking contact design eliminates tangling of crimped leads during cable assembly
- Locking tang on contact for secure retention to the housing
- Positive lock on receptacle housing assures secure retention when mated to headers
- Over-stress feature protects the locking latch
- Pull tabs assist in easy unmating
- Polarized mating geometry assures headers and receptacles cannot be mis-mated
- Polarizing peg on vertical headers assures proper orientation on PCB
- Kinked solder tails assure PCB retention during wave soldering
- Fully shrouded headers with guide ramp protects pins and aids mating
- Lead-free plating

## SPECIFICATIONS

### Reference Information

Recommended Wire Style: UL 1007  
UL File No.: E29179  
CSA File No.: LR19980  
TUV Approved  
RoHS Compliant

### Electrical

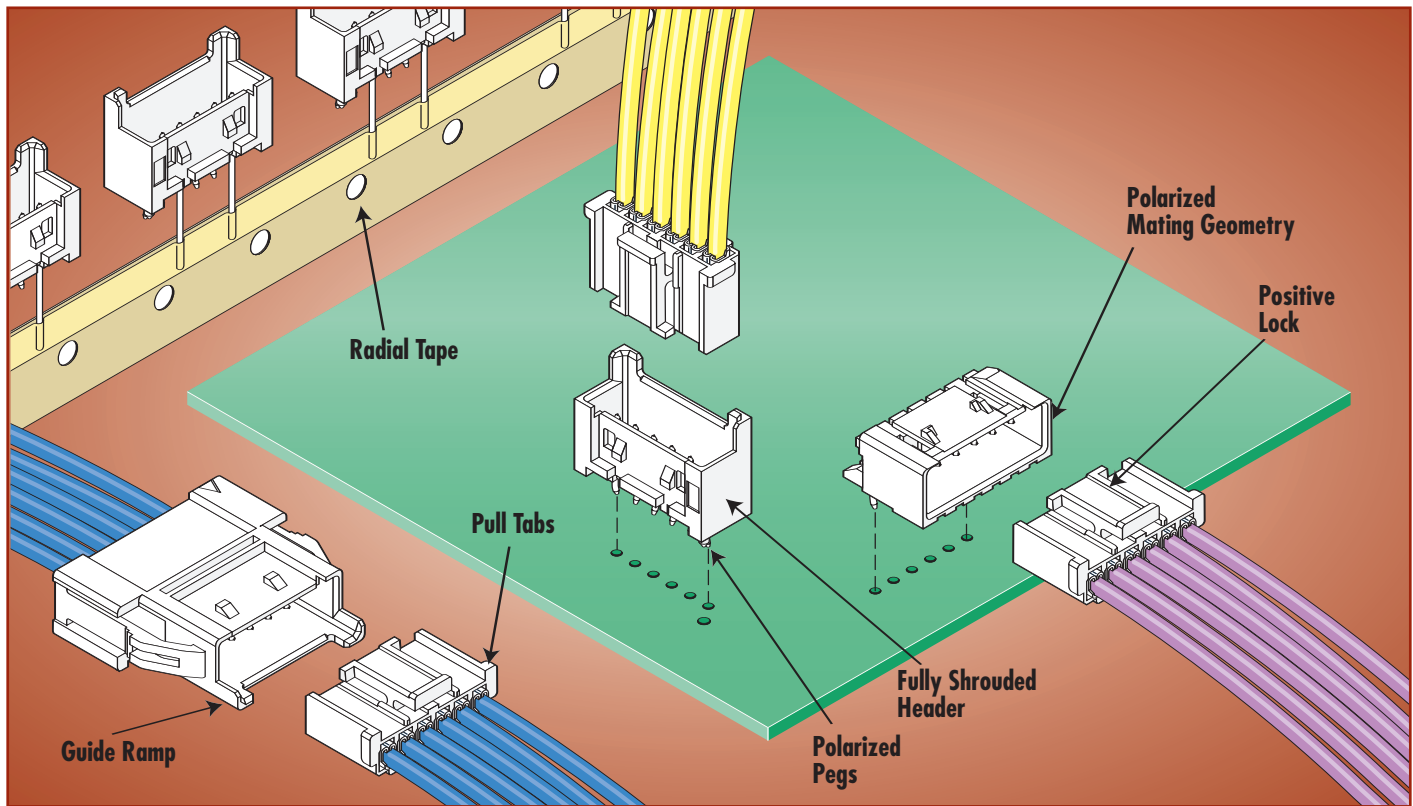
Current: 3.0A max.  
Voltage: 250V  
Contact Resistance: 20 milliohms max.  
Dielectric Withstanding Voltage: 1000V AC / 1 Minute  
Insulation Resistance: 1000 Megohms min.

### Physical

Housing: PBTP, UL 94V-0  
Header: PBTP, UL 94V-0  
Terminal: Phosphor Bronze  
Pin: Phosphor Bronze  
Plating: Lead-free Tin  
Operating Temperature: -40 to +105°C

### Mechanical

Mating Force (10 Circuit Parts): 6.4N max.  
Unmating Force (10 Circuit Parts): 0.98N min.  
Durability: 30 Cycles



**Americas Headquarters**  
Lisle, Illinois 60532 U.S.A.  
1-800-78MOLEX  
amerinfo@molex.com

**Far East North Headquarters**  
Yamato, Kanagawa, Japan  
81-462-65-2324  
feninfo@molex.com

**Far East South Headquarters**  
Jurong, Singapore  
65-6-268-6868  
fesinfo@molex.com

**European Headquarters**  
Munich, Germany  
49-89-413092-0  
eurinfo@molex.com

**Corporate Headquarters**  
2222 Wellington Ct.  
Lisle, IL 60532 U.S.A.  
630-969-4550  
Fax: 630-969-1352

Visit our Web site at <http://www.molex.com>