

Features

- Low torque
- Carbon element
- Plain or knurled shaft option
- Metal bushing
- Metal shaft
- Rear solder lugs
- Audio or linear taper options



- Variety of resistance values
- RoHS compliant*

PDB241-GTR Series - 24 mm Guitar Potentiometer

Electrical Characteristics

Taper.....Audio, linear
 Standard Resistance10K to 1M ohms
 Standard Resistance Tolerance.....±20 %

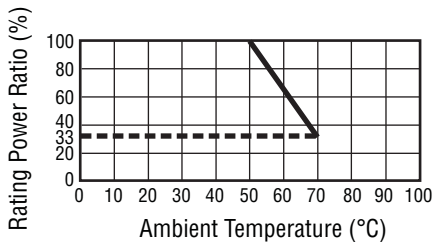
Environmental Characteristics

Operating Temperature -10 °C to +70 °C
 Power Rating 0.25 watt
 Maximum Operating Voltage 250 V
 Rotational Noise 150 mV max.

Mechanical Characteristics

Mechanical Angle 300 ° ±5 °
 Rotational Torque 10 to 45 g-cm
 Stop Strength..... 8 kg-cm min.
 Rotational Life..... 15,000 cycles min.
 Soldering Condition
 Manual Soldering 300 °C within 3 seconds
 Wave Soldering 260 °C within 3 seconds
 Hardware Two flat washers and two mounting nuts supplied per potentiometer

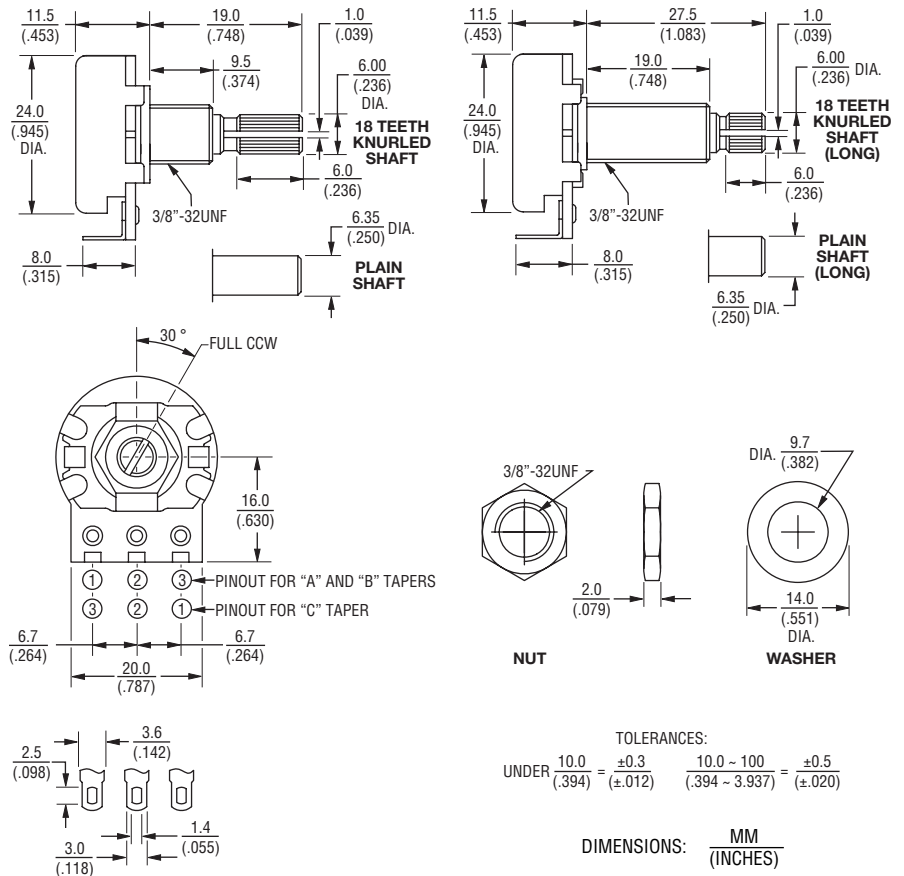
Derating Curve



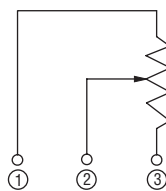
Standard Resistance Table

Resistance (Ohms)	Resistance Code
10,000	103
25,000	253
50,000	503
100,000	104
250,000	254
300,000	304
500,000	504
1,000,000	105

Product Dimensions



Circuit



How To Order

PDB241 - GTR 01 - 504 A2

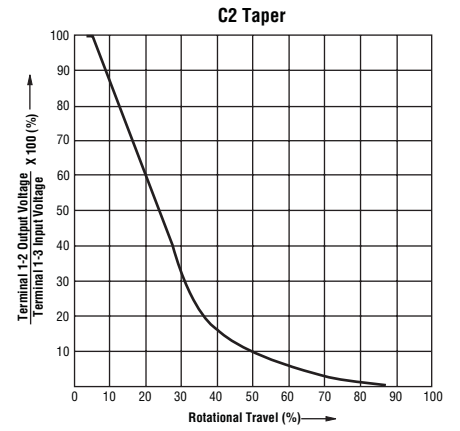
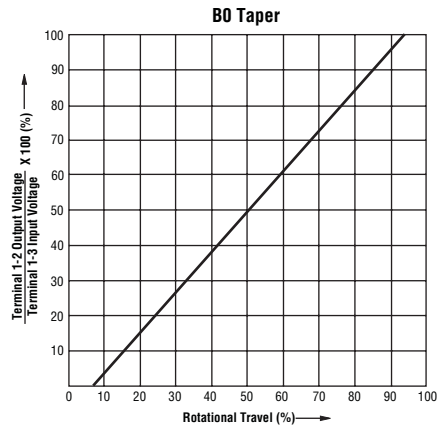
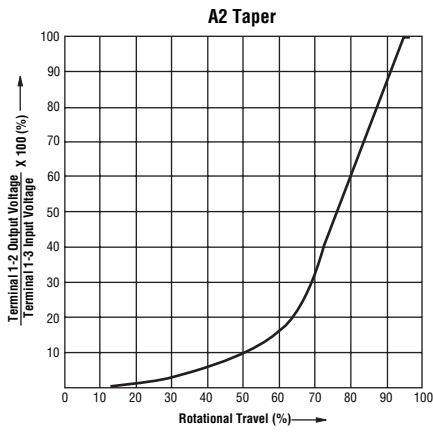
Model _____
 Number of Units _____
 1 = Single
 Guitar Pot Designator _____
 Configuration _____
 1 = Knurled Shaft / Solder Lugs
 2 = Plain Shaft / Solder Lugs
 3 = Knurled Shaft (Long) / Solder Lugs
 4 = Plain Shaft (Long) / Solder Lugs
 Resistance Code (See Table) _____
 Resistance Taper (See Taper Charts) _____

*RoHS Directive 2002/95/EC Jan. 27, 2003 including annex and RoHS Recast 2011/65/EU June 8, 2011.
 Specifications are subject to change without notice.
 Customers should verify actual device performance in their specific applications.

PDB241-GTR Series - 24 mm Guitar Potentiometer

BOURNS®

Taper Charts



Other tapers available.