

PLEASE CHECK WWW.MOLEX.COM FOR LATEST PART INFORMATION

Part Number: [0015474134](#)
Status: **Active**
Overview: [cgrid_sl_products](#)
Description: 2.54mm (.100") C-Grid SL™ Single Row, Female, Version A Receptacle, 13 Circuits

Documents:

[3D Model](#) [Product Specification PS-70430 \(PDF\)](#)
[Drawing \(PDF\)](#) [RoHS Certificate of Compliance \(PDF\)](#)

Agency Certification

CSA LR19880
 UL E29179

General

Product Family [FFC/FPC Connectors](#)
 Series [70430](#)
 Overview [cgrid_sl_products](#)
 Product Name [SL™](#)

Physical

Circuits (Loaded) 13
 Color - Resin Black
 Contact Position N/A
 Durability (mating cycles max) 50
 Entry Angle Vertical
 Flammability 94V-0
 Material - Metal Phosphor Bronze
 Material - Plating Mating Gold
 Material - Plating Termination Tin
 Material - Resin Polyester Alloy
 Number of Rows 1
 Orientation Vertical
 PC Tail Length (in) 0.130 In
 PC Tail Length (mm) 3.30 mm
 PCB Retention None
 PCB Thickness Recommended (in) 0.062 In, 0.093 In
 PCB Thickness Recommended (mm) 1.60 mm, 2.40 mm
 Packaging Type Tube
 Pitch - Mating Interface (in) 0.100 In
 Pitch - Mating Interface (mm) 2.54 mm
 Plating min: Mating (µin) 30
 Plating min: Mating (µm) 0.75
 Plating min: Termination (µin) 75
 Plating min: Termination (µm) 1.875
 Polarized to PCB No
 Stackable Yes
 Temperature Range - Operating -40°C to +105°C
 Termination Interface: Style IDT or Pierce
 Wire/Cable Type FFC/FPC

Electrical

Current - Maximum per Contact 1A, 2A
 Voltage - Maximum 250V

Material Info

Old Part Number 70430-0362

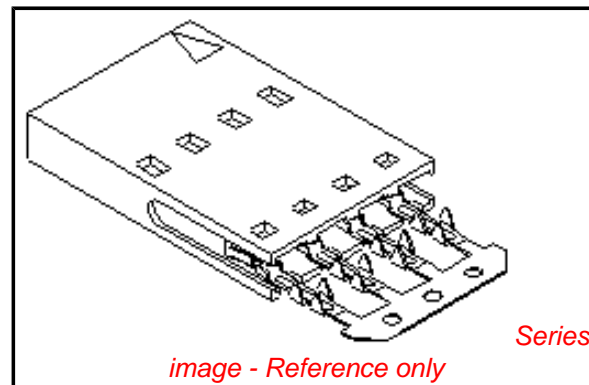


image - Reference only

EU RoHS

**ELV and RoHS
 Compliant
 REACH SVHC
 Not Reviewed
 Halogen-Free
 Status**

China RoHS



**Need more information on product
 environmental compliance?**

Email productcompliance@molex.com
 For a multiple part number RoHS Certificate of Compliance, [click here](#)

Please visit the [Contact Us](#) section for any non-product compliance questions.

Search Parts in this Series

[70430Series](#)

Mates With

2.54mm (.100") pitch, single or dual row, breakaway headers

Application Tooling | FAQ

Tooling specifications and manuals are found by selecting the products below. Crimp Height Specifications are then contained in the Application Tooling Specification document.

Global

Description	Product #
Manual Ribbon Cable Cutter Hand Tool	0638170100
Tool Kit for Standard Manual Press FFC	0622007400
Standard Manual Press for FFC	0622007800
TM-42™ FFC and SL™ Termination Kit	0622018700

Reference - Drawing Numbers

Product Specification
Sales Drawing

PS-70430
SDA-70430-0351-0374

TM-42™ FFC and 0622020800
SL™ Press and
Termination Kit for
110v applications

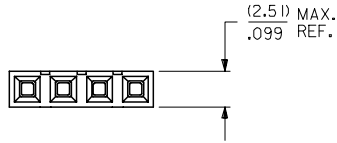
This document was generated on 05/18/2010

PLEASE CHECK WWW.MOLEX.COM FOR LATEST PART INFORMATION

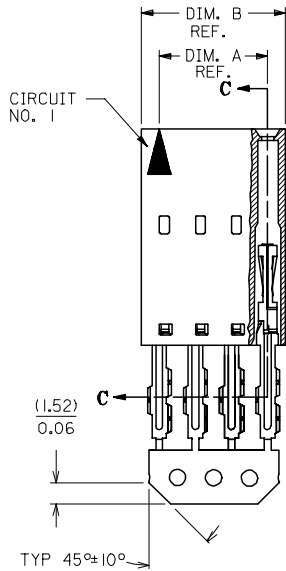
"A" - OPTION

NOTES:

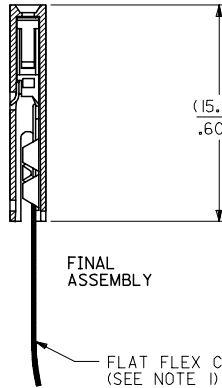
- 1) PRE LOADED ASSEMBLY TO BE USED WITH (0.30)/.012 MAX. THICK FLAT FLEX CABLE WITH (1.57)/.062 WIDE COPPER CONDUCTORS ON (2.54)/.100 CENTERS OR, (0.13)/.005 - (0.28)/.011 THICK MYLAR WITH (1.02)/.040 - (1.65)/.065 WIDE SILVER INK CONDUCTORS ON (2.54)/.100 CENTERS.
- 2) STANDARD PACKING PER PK70873-0001 SHALL BE USED.
- 3) SEE CHART FOR CIRCUIT SIZES, 'A' AND 'B' DIMENSIONS.
- 4) TWO (2) CIRCUIT ASSEMBLIES SUPPLIED AS GROUPED PAIRS.
- 5) PART MATES WITH (0.64)/.025 SQ. PINS, (8.13)/.320 TO (5.08)/.200 LONG ON (2.54)/.100 CENTERS.
- 6) REFER TO SDA-70430-**** (SHEET 3) FOR MINOR VARIATIONS TO 'G' OPTION HOUSINGS.
- 7) PARTS CONFORM TO CLASS B OF COSMETIC SPECIFICATION PS-45499-002.



SECTION C-C



PRE-LOAD ASSEMBLY



FINAL ASSEMBLY

FLAT FLEX CABLE (F.F.C.)
(SEE NOTE 1)

HOUSING MATERIAL: GLASS FILLED POLYESTER, UL 94V-0.
 TERMINAL MATERIAL: PHOSPHOR BRONZE.
 PLATING: 30 GOLD - .000030 MINIMUM GOLD PLATE IN SELECT AREA,
 .000075 MINIMUM TIN PLATE IN SELECT AREA,
 .000050 MINIMUM NICKEL PLATE OVER-ALL.

CONTACT PLATING	COLOR CODE
TIN	NONE
15 GOLD	YELLOW
30 GOLD	RED

CKT. SIZE	EDP. NO.	ENG. NO.	A	B
2	015-47-4024	70430-0351	(2.54) .100	(5.05) .199
3	015-47-4034	70430-0352	(5.08) .200	(7.59) .299
4	015-47-4044	70430-0353	(7.62) .300	(10.13) .399
5	015-47-4054	70430-0354	(10.16) .400	(12.67) .499
6	015-47-4064	70430-0355	(12.70) .500	(15.21) .599
7	015-47-4074	70430-0356	(15.24) .600	(17.75) .699
8	015-47-4084	70430-0357	(17.78) .700	(20.29) .799
9	015-47-4094	70430-0358	(20.32) .800	(22.83) .899
10	015-47-4104	70430-0359	(22.86) .900	(25.37) .999
11	015-47-4114	70430-0360	(25.40) 1.000	(27.91) 1.099
12	015-47-4124	70430-0361	(27.94) 1.100	(30.45) 1.199
13	015-47-4134	70430-0362	(30.48) 1.200	(32.99) 1.299
14	015-47-4144	70430-0363	(33.02) 1.300	(35.53) 1.399
15	015-47-4154	70430-0364	(35.56) 1.400	(38.07) 1.499
16	015-47-4164	70430-0365	(38.10) 1.500	(40.61) 1.599
17	015-47-4174	70430-0366	(40.64) 1.600	(43.15) 1.699
18	015-47-4184	70430-0367	(43.18) 1.700	(45.69) 1.799
19	015-47-4194	70430-0368	(45.72) 1.800	(48.23) 1.899
20	015-47-4204	70430-0369	(48.26) 1.900	(50.77) 1.999
21	015-47-4214	70430-0370	(50.80) 2.000	(53.31) 2.099
22	015-47-4224	70430-0371	(53.34) 2.100	(55.85) 2.199
23	015-47-4234	70430-0372	(55.88) 2.200	(58.39) 2.299
24	015-47-4244	70430-0373	(58.42) 2.300	(60.93) 2.399
25	015-47-4254	70430-0374	(60.96) 2.400	(63.47) 2.499

ADD TOLERANCE FC NO: UCP2007-2849 DRAWN: JORGAN 2007/05/18 CHKD: MS BARRA 2007/05/21 APPR: SMILLER 2007/05/21 REVISIONS	QUALITY SYMBOLS	GENERAL TOLERANCES (UNLESS SPECIFIED) mm INCH 4 PLACES ± --- ± --- 3 PLACES ± --- ± .010 2 PLACES ± 0.25 ± .015 1 PLACE ± 0.38 ± --- ANGULAR ±1/2°	DIMENSION STYLE	SCALE	DESIGN UNITS	THIRD ANGLE PROJECTION	
			MM/IN	4:1	INCH		
				DRAWN BY	DATE	TITLE	
				CHECKED BY	DATE		
		APPROVED BY	DATE	ASSEMBLY, CONNECTOR FFC FEMALE SINGLE ROW (2.54)/.100			
		MATERIAL NO.		MOLEX INCORPORATED			
		DRAFT WHERE APPLICABLE MUST REMAIN WITHIN DIMENSIONS	SEE TABLE	SDA-70430-0351-0374			
			THIS DRAWING CONTAINS INFORMATION THAT IS PROPRIETARY TO MOLEX INCORPORATED AND SHOULD NOT BE USED WITHOUT WRITTEN PERMISSION	SHEET NO. 1 OF 1			