

150Watts Single Output LED Driver



Features:



- Constant Voltage Design
- Universal AC input/ Full Range
- Built-in Active PFC function, PF 0.99 Typical
- High Efficiency (Up to 94%)
- Output Protections: OLP/OVP/SCP/OTP
- Lightning Protection
- Waterproof (IP67)
- 5 Year Warranty



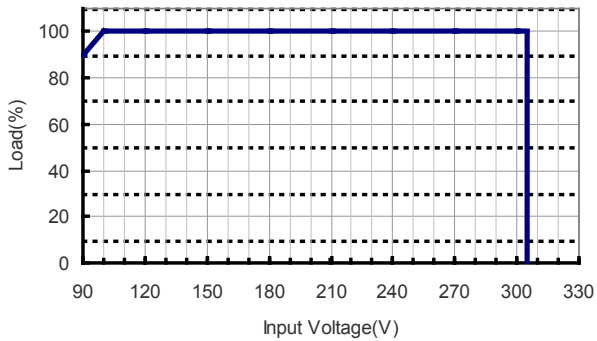
Model	PLV-150S024	PLV-150S036	PLV-150S042	PLV-150S048	PLV-150S050	PLV-150S052	PLV-150S054	PLV-150S056	PLV-150S081	PLV-150S105
Output Characteristics										
DC Output	24V	36V	42V	48V	50V	52V	54V	56V	81V	105V
Rated Current	6.25A	4.17A	3.57A	3.125A	3.00A	2.88A	2.78A	2.68A	1.85A	1.43A
Current Range	0~6.25A	0~4.17A	0~3.57A	0~3.125A	0~3.00A	0~2.88A	0~2.78A	0~2.68A	0~1.85A	0~1.43A
Ripple and Noise (max) <small>Note 1</small>	±2% Vo									
Voltage Accuracy	±2% Vo									
Line Regulation	±1% Vo									
Load Regulation	±2% Vo									
Rise Time	20mS Max @ Rated Load									
Hold-up Time (Typ.)	10mS Min (110VAC input, full load), 20mS Min (220VAC input, full load)									
Input Characteristics										
Voltage Range	90VAC~305VAC									
Frequency Range	47Hz-63Hz									
Power Factor (Typical)	110VAC	>0.99	>0.99	>0.99	>0.99	>0.99	>0.99	>0.99	>0.99	>0.99
	220VAC	>0.97	>0.97	>0.95	>0.95	>0.95	>0.95	>0.95	>0.95	>0.95
Efficiency (Typical)	93%	93%	93%	93%	93%	93%	93%	93%	94%	94%
AC Current (max)	2.0A @ 100-277VAC Input Full Load									
Inrush Current (max)	50A @ 230VAC, 25°C									
Leakage Current	0.75mA max @ 277VAC									
Protection										
Over Temperature (OTP)	110°C (Temperature of internal components); shut down, auto recover after the temperature decreases									
Over Voltage (OVP) <small>Note 2</small>	1.2~1.4Vo									
Short Circuit (SCP)	Long-term mode, auto recovery									
Environmental Characteristics										
Operating Temperature	-35°C~70°C									
Operating Relative Humidity	10% RH to 100% RH									
Storage Temperature	-40°C~85°C, 5% to 100% RH non-condensing									
Vibration	10 to 300Hz sweep at constant acceleration of 1.0G(Breadth: 3.5mm) for 1 Hour for each of the perpendicular axes X, Y, Z									
Waterproof Rating	IP67									
Safety Standards	UL8750, Compliance to UL1012 UL935, IEC61347									
Withstand Voltage	L/N-GND: 4kV, L-N: 2kV									
Isolation Resistance	I/P-O/P: >100M Ohms / 500VDC / 25°C / 70% RH									
EMC Emission	Compliance to EN55022(CISPR22) Class B, EN61000-3-2 Class A, EN61000-3-3									
EMC Immunity	Compliance to EN61000-3-2, 3 EN61000-4-2, 3, 4, 5, 6, 8, 11, EN61547									
Characteristics										
Life Time	More than 50,000Hrs (25°C, 80% Load)									
MTBF (MIL-HDBK-217F)	More than 265,000Hrs (25°C, 80% Load)									
Dimension (LxWxH)	225x67.5x40mm									
Note	1. Ripple & Noise: Measured by 20 MHz bandwidth oscilloscope and the output paralleled with a 0.1 uF ceramic capacitor and a 10 uF electrolytic capacitor. 2. Latch Mode: The power supply shall return to normal operation only after the power is turned on again									

MECHANICAL SPECIFICATIONS

UNIT: mm



Derating Curve



Ambient Temperature vs. Load

