

Coaxial

# Power Splitter/Combiner

## ZC16PD-1900W+

16 Way-0° 50Ω 1500 to 2100 MHz



### Maximum Ratings

Operating Temperature	-55°C to 100°C
Storage Temperature	-55°C to 100°C
Power Input (as a splitter)	10W max.
Internal Dissipation	2.4W max.

Permanent damage may occur if any of these limits are exceeded.

### Coaxial Connections

SUM PORT	S
PORT 1,2,3,.....,16	1,2,3,.....,16

### Features

- high isolation, 30 dB typ.
- excellent VSWR, 1.2:1 typ.
- up to 10W power input as splitter
- rugged shielded case

### Applications

- DCS
- PCS
- communication systems
- instrumentation

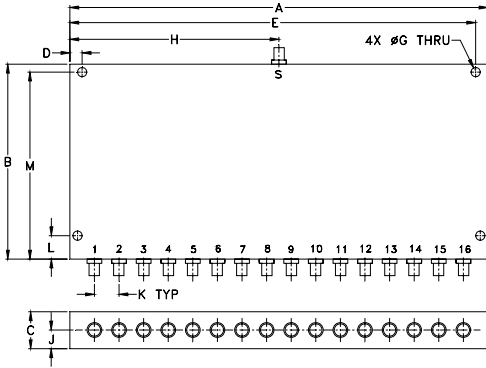
CASE STYLE: UU179

Connectors	Model
SMA	ZC16PD-1900W-S+

### +RoHS Compliant

The +Suffix identifies RoHS Compliance. See our web site for RoHS Compliance methodologies and qualifications

### Outline Drawing



### Outline Dimensions (inch/mm)

A	B	C	D	E	F	G
8.50	3.95	.75	.250	8.250	-	.187
215.90	100.33	19.05	6.35	209.55	-	4.75
H	J	K	L	M	wt	
4.250	.38	.500	.475	3.475	grams	
107.95	9.65	12.70	12.07	88.27	710	

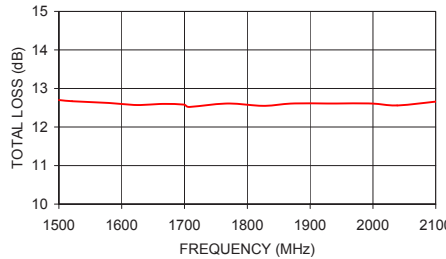
### Electrical Specifications

FREQ. RANGE (MHz)	ISOLATION (dB)		INSERTION LOSS (dB) ABOVE 12 dB		AMPLITUDE UNBALANCE (dB)	VSWR (:1)			
	Typ.	Min.	Typ.	Max.		S		OUT	
1500-2100					Max.	Typ.	Max.	Typ.	Max.
	30	15	0.7	1.4	0.8	1.25	1.6	1.15	1.35

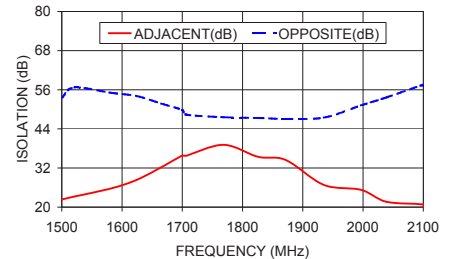
### Typical Performance Data

Freq. (MHz)	Total Loss <sup>1</sup> (dB)	Amplitude Unbalance (dB)	Isolation (dB)		VSWR S	VSWR 1
			Adjacent	Opposite		
			S-1			
1500.00	12.70	0.07	22.35	53.54	1.33	1.09
1521.00	12.67	0.07	23.25	56.69	1.32	1.09
1582.50	12.62	0.19	25.75	55.05	1.25	1.09
1624.50	12.57	0.17	28.37	54.07	1.18	1.08
1665.00	12.60	0.07	32.23	51.78	1.12	1.08
1699.50	12.58	0.14	35.77	49.82	1.07	1.07
1707.00	12.52	0.08	35.79	48.34	1.07	1.07
1768.50	12.61	0.10	39.11	47.58	1.06	1.07
1825.50	12.55	0.15	35.46	47.33	1.07	1.08
1872.00	12.61	0.16	34.44	47.08	1.09	1.08
1935.00	12.61	0.17	26.81	47.46	1.13	1.09
1996.50	12.61	0.21	25.30	51.19	1.20	1.09
2038.50	12.56	0.24	21.67	53.64	1.24	1.09
2100.00	12.66	0.18	20.82	57.50	1.25	1.09
2100.00	12.66	0.19	19.66	56.81	1.25	1.09

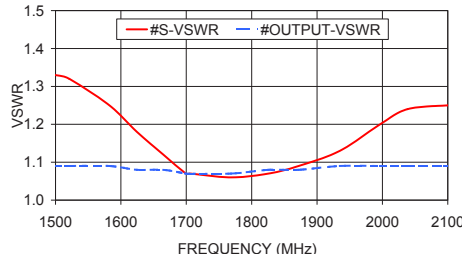
ZC16PD-1900W+ TOTAL LOSS



ZC16PD-1900W+ ISOLATION



ZC16PD-1900W+ VSWR



### electrical schematic



### Notes

- Performance and quality attributes and conditions not expressly stated in this specification document are intended to be excluded and do not form a part of this specification document.
- Electrical specifications and performance data contained in this specification document are based on Mini-Circuit's applicable established test performance criteria and measurement instructions.
- The parts covered by this specification document are subject to Mini-Circuit's standard limited warranty and terms and conditions (collectively, "Standard Terms"); Purchasers of this part are entitled to the rights and benefits contained therein. For a full statement of the Standard Terms and the exclusive rights and remedies thereunder, please visit Mini-Circuit's website at [www.minicircuits.com/WCLStore/terms.jsp](http://www.minicircuits.com/WCLStore/terms.jsp)

