

PLEASE CHECK WWW.MOLEX.COM FOR LATEST PART INFORMATION

Part Number: [0342500001](#)
Status: **Active**
Overview: [mx150 sealed connector system](#)
Description: 4.50mm (.177") Pitch MX150™ Cable Sealed Female Connector, Single Row, 3 Circuits, Polarization A, with Connector Position Assurance, Dual Key, Black

Documents:

[Drawing \(PDF\)](#) [RoHS Certificate of Compliance \(PDF\)](#)
[Product Specification PS-34250-000 \(PDF\)](#)

General

Product Family	Crimp Housings
Series	34250
Comments	With Connector Position Assurance (CPA), Dual Key
More Detailed Tech Information	http://ewcap.uscarteams.org
Overview	mx150 sealed connector system
Product Name	MX150™

Physical

Circuits (maximum)	3
Circuits Detail	3
Color - Resin	Black
Gender	Female
Glow-Wire Compliant	No
Keying to Mating Part	Yes
Lock to Mating Part	Yes
Material - Resin	Polyester, Polyphenylene Ether Alloy
Number of Rows	1
Packaging Type	Bag
Panel Mount	No
Pitch - Mating Interface (in)	0.177 In
Pitch - Mating Interface (mm)	4.50 mm
Pitch - Term. Interface (in)	0.177 In
Pitch - Term. Interface (mm)	4.50 mm
Polarized to Mating Part	Yes
Stackable	No
Temperature Range - Operating	-40°C to +125°C

Electrical

Current - Maximum per Contact	15A
-------------------------------	-----

Material Info

Reference - Drawing Numbers

Application Specification	AS-34250-100
Packaging Specification	PK-31300-068
Product Specification	PS-34250-000
Sales Drawing	SD-34250-002



EU RoHS

ELV and RoHS Compliant
REACH SVHC
 Not Reviewed
Halogen-Free Status
 Not Reviewed

China RoHS



Need more information on product environmental compliance?

Email productcompliance@molex.com
 For a multiple part number RoHS Certificate of Compliance, [click here](#)

Please visit the [Contact Us](#) section for any non-product compliance questions.

Search Parts in this Series

[34250Series](#)

Mates With

Direct Connect only

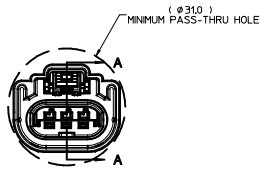

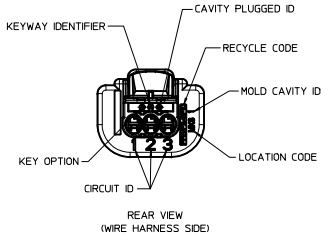
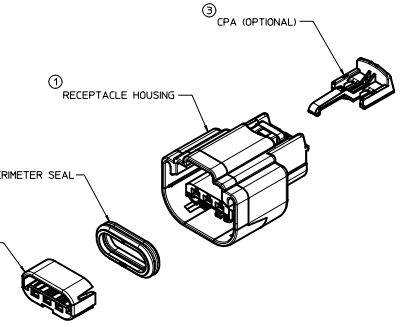
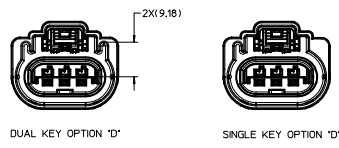
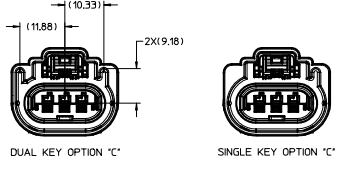
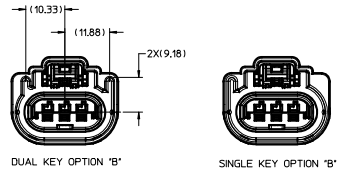
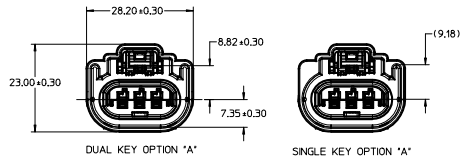
Use With

[34083](#) Tin (Sn) Cable Seal Female Terminal,
[34081](#) Gold (Au) Cable Seal Female Terminal

AWG	PART NUMBER	PAYOFF DIRECTION	PLATING	GRIP	QSR P/N	WIRE OD RANGE	COLOR
22	34083-2003	RIGHT	TIN	22	E-1644-01	1.19-1.65	PINK
22	34083-3003	LEFT	TIN	22			
22	34081-2005	RIGHT	GOLD	22			
22	34083-2002	RIGHT	TIN	18/20			
20	34083-2002	RIGHT	TIN	18/20	E-1644-00	1.60-2.10	GREEN
20	34083-3002	LEFT	TIN	18/20			
20	34081-2004	RIGHT	GOLD	18/20			
20	34081-3004	LEFT	GOLD	18/20			
18	34083-2002	RIGHT	TIN	18/20	E-1644-02	2.10-2.50	YELLOW
18	34083-3002	LEFT	TIN	18/20			
18	34081-2004	RIGHT	GOLD	18/20			
18	34081-3004	LEFT	GOLD	18/20			
16	34083-2001	RIGHT	TIN	16	E-1644-02	2.10-2.50	YELLOW
16	34081-2003	LEFT	TIN	16			
16	34081-2003	RIGHT	GOLD	16			
16	34081-3003	LEFT	GOLD	16			

TERMINAL *PREFERRED* (SEE NOTE 5 FOR OPTIONAL TERMINALS)

CABLE SEAL (QSR)



342503068	D	BLACK	NONE	N/A	150-S-003-1-D02	SALEABLE
342503052	D	GREY		N/A	150-S-003-1-D02	SALEABLE
342503051	C	BROWN		N/A	150-S-003-1-C02	SALEABLE
342503081	B	GREY		150-S-003-1-B01	N/A	SALEABLE
342503077	A	BLACK		150-S-003-1-A01	N/A	DESIGN CONCEPT ONLY
342503066	B	BLACK		150-S-003-1-B01	N/A	SALEABLE
342503086	D	GREY		N/A	150-S-003-1-D02	SALEABLE
342503036	C	BROWN		N/A	150-S-003-1-C02	SALEABLE
342503002	B	GREY	YES	150-S-003-1-B01	N/A	SALEABLE
342503001	A	BLACK		150-S-003-1-A01	N/A	DESIGN CONCEPT ONLY
342503065	B	BLACK		150-S-003-1-B01	N/A	SALEABLE
342500052	D	GREY		N/A	150-S-003-1-D02	SALEABLE
342500051	C	BROWN		N/A	150-S-003-1-C02	SALEABLE
342500050	B	GREY		N/A	150-S-003-1-B02	DESIGN CONCEPT ONLY
342500049	A	BLACK		N/A	150-S-003-1-A02	DESIGN CONCEPT ONLY
342500036	D	GREY		N/A	150-S-003-1-D02	SALEABLE
342500035	C	BROWN	YES	N/A	150-S-003-1-C02	SALEABLE
342500034	B	GREY		N/A	150-S-003-1-B02	DESIGN CONCEPT ONLY
342500033	A	BLACK		N/A	150-S-003-1-A02	DESIGN CONCEPT ONLY
342500020	D	GREEN		150-S-003-1-D01	N/A	DESIGN CONCEPT ONLY
342500019	C	BROWN		150-S-003-1-C01	N/A	DESIGN CONCEPT ONLY
342500018	B	GREY	NONE	150-S-003-1-B01	N/A	SALEABLE
342500017	A	BLACK		150-S-003-1-A01	N/A	DESIGN CONCEPT ONLY
342500004	D	GREEN		150-S-003-1-D01	N/A	DESIGN CONCEPT ONLY
342500003	C	BROWN	YES	150-S-003-1-C01	N/A	DESIGN CONCEPT ONLY
342500002	B	GREY		150-S-003-1-B01	N/A	SALEABLE
342500001	A	BLACK		150-S-003-1-A01	N/A	DESIGN CONCEPT ONLY

LATCH STYLE ASSEMBLY P/N KEY OPTION COLOR CPA HATES W/ USCAR DUAL KEY HATES W/ USCAR SINGLE KEY STATUS

- UNLESS OTHERWISE SPECIFIED:
- PART CONFORMS TO SAE/USCAR-2 REV. 4 (05/04), EXCEPT AS FOLLOWS:
 - DESIGNED TO MATE WITH DEVICE CONNECTION AS SPECIFIED IN USCAR/EWCAP DRAWING NO 150-S-003-1-202, ALL OPTION A-D, REV. A, DATED 10/19/99, ALSO WITH THE DEVICE CONNECTION AS SPECIFIED IN USCAR/EWCAP DRAWING NO 150-S-003-1-201, ALL OPTION A-D, REV. D, DATED 10/15/02.
 - ASSEMBLY SHIPPED WITH TPA IN PRE-LOCK POSITION (SEE SECTION A-A PRELOCK). UPON FULL TERMINAL ASSEMBLY, TPA MUST BE SNAPPED INTO ITS FINAL LOCK POSITION AFTER TERMINALS ARE ASSEMBLED.
 - OPTIONAL CPA SHOWN IN ALL VIEWS. SEE TABLE FOR SPECIFIC ASSEMBLY OPTION AND NUMBER.
 - FOR PREFERRED TERMINALS SEE MOLEX DRAWING SD-34083-002 FOR OPTIONAL TERMINALS SEE MOLEX DRAWING SD-34083-001

ITEM	DESCRIPTION	COLOR	MOLEX P/N	RECYCLE CODE
1	RECEPTACLE HOUSING	SEE CHART	SEE CHART	PPE/PA GF10
2	TPA	NATURAL	342520001	PBT-GF30
3	CPA	RED	340660001	PBT-GF30
4	PERIMETER SEAL	BLUE	342530001	SILICON 50 DUROMETER

ENTER DESCRIPTION EC NO: 2010/03/16 DRAWING REF: THIS DATE: 2003/09/03 L.P.L.I.M. APPR: [Signature] REV:	QUALITY SYMBOLS ▽=0 ▽=0	GENERAL TOLERANCES (UNLESS SPECIFIED) mm INCH 4 PLACES ± --- ± --- 3 PLACES ± --- ± --- 2 PLACES ± 0.10 ± --- 1 PLACE ± 0.3 ± --- ANGULAR ± 3°	DIMENSION STYLE MM ONLY DRAWN BY DATE L.P.L.I.M 2003/09/03 CHECKED BY DATE APPROVED BY DATE	SCALE 2:1 DESIGN UNITS METRIC THIRD ANGLE PROJECTION	RECEPTACLE ASSEMBLY 3-WAY USCAR CONNECTOR 15MM CABLE SEAL MOLEX INCORPORATED MATERIAL NO. 342500001 DISCLOSURE NO. SD-34250-002 SHEET NO. 1 OF 1 THIS DRAWING CONTAINS INFORMATION THAT IS PROPRIETARY TO MOLEX INCORPORATED AND SHOULD NOT BE USED WITHOUT WRITTEN PERMISSION
	DRAFT WHERE APPLICABLE MUST REMAIN WITHIN DIMENSIONS		UNLESS OTHERWISE SPECIFIED:		
	1. PART CONFORMS TO SAE/USCAR-2 REV. 4 (05/04), EXCEPT AS FOLLOWS: 2. DESIGNED TO MATE WITH DEVICE CONNECTION AS SPECIFIED IN USCAR/EWCAP DRAWING NO 150-S-003-1-202, ALL OPTION A-D, REV. A, DATED 10/19/99, ALSO WITH THE DEVICE CONNECTION AS SPECIFIED IN USCAR/EWCAP DRAWING NO 150-S-003-1-201, ALL OPTION A-D, REV. D, DATED 10/15/02. 3. ASSEMBLY SHIPPED WITH TPA IN PRE-LOCK POSITION (SEE SECTION A-A PRELOCK). UPON FULL TERMINAL ASSEMBLY, TPA MUST BE SNAPPED INTO ITS FINAL LOCK POSITION AFTER TERMINALS ARE ASSEMBLED. 4. OPTIONAL CPA SHOWN IN ALL VIEWS. SEE TABLE FOR SPECIFIC ASSEMBLY OPTION AND NUMBER. 5. FOR PREFERRED TERMINALS SEE MOLEX DRAWING SD-34083-002 FOR OPTIONAL TERMINALS SEE MOLEX DRAWING SD-34083-001				