


HART Loop Converter

KFD2-HLC-Ex1.D.2W



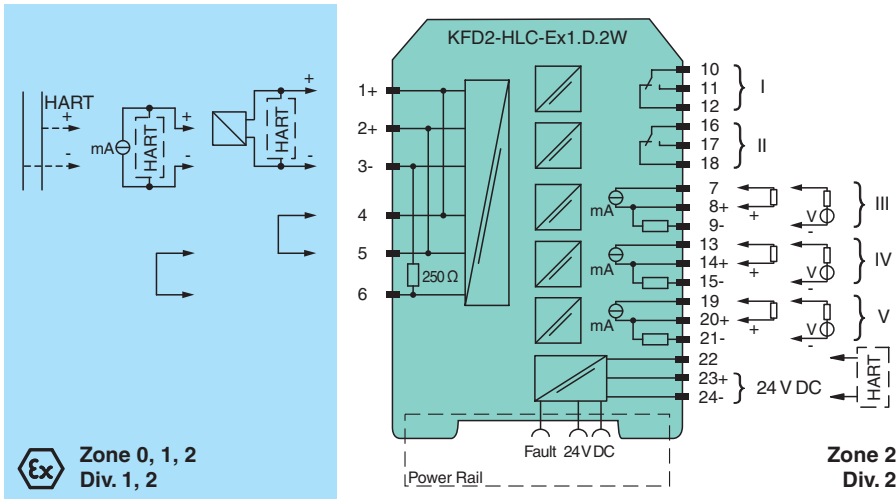
- 1-channel isolated barrier
- 24 V DC supply (Power Rail)
- HART field device input with transmitter power supply
- Usable as signal splitter (1 input and several outputs)
- 2 relay contact outputs (change-over contacts)
- 3 analog outputs 4 mA ... 20 mA
- Sink and source mode output
- Configurable by keypad



Function

This isolated barrier is used for intrinsic safety applications. It is a HART loop converter that provides power to transmitters or can be connected to existing HART loops in parallel. It is able to evaluate up to four HART variables (PV, SV, TV, QV). Of those four HART variables, the data contained in any three of them can be converted to three different 4 mA ... 20 mA current signals. These loop signals can be connected to display devices or analog inputs on the process control system/control system. In addition to the current outputs, two form C changeover relay contacts are available and can be programmed to operate at trip values from the HART variables. The unit is easily programmed by the use of a keypad located on the front of the unit or with the PACTware™ configuration software. For additional information, refer to the manual and www.pepperl-fuchs.com.

Connection



Technical Data

General specifications	
Signal type	Analog input
Supply	
Connection	Power Rail or terminals 23+, 24-
Rated voltage	U_r 19 ... 30 V DC
Rated current	I_r approx. 130 mA at 24 V DC
Power dissipation	2.5 W
Power consumption	3.1 W

Release date: 2021-11-25 Date of issue: 2021-11-25 Filename: 261918_eng.pdf

Refer to "General Notes Relating to Pepperl+Fuchs Product Information".

Pepperl+Fuchs Group
www.pepperl-fuchs.com

USA: +1 330 486 0002
pa-info@us.pepperl-fuchs.com

Germany: +49 621 776 2222
pa-info@de.pepperl-fuchs.com

Singapore: +65 6779 9091
pa-info@sg.pepperl-fuchs.com

PEPPERL+FUCHS

Technical Data

HART signal channels (intrinsically safe)	
Conformity	HART field device input (revision 5 to 7)
Interface	
Programming interface	programming socket
Input	
Connection side	field side
Connection	terminals 1, 2, 3, 4, 5, 6
Open circuit voltage/short-circuit current	typ. 24 V / 28 mA
Input resistance	250 Ω , 5 % (terminals 2, 3 and with jumper on 5, 6)
Available voltage	≥ 15.5 V at 20 mA, short-circuit protected
Output	
Connection side	control side
Connection	output I: terminals 10, 11, 12, output II: terminals 16, 17, 18 output III: terminals 7, 8, 9, output IV: terminals 13, 14, 15, output V: terminals 19, 20, 21
Output I, II	
Output signal	relay and LED yellow
Mechanical life	10^7 switching cycles
Energized/De-energized delay	approx. 20 ms / approx. 20 ms
Output III, IV, V	
Output signal	analog
Current range	4 ... 20 mA , (source or sink mode)
Load	max. 650 Ω , source mode
Voltage range	5 ... 30 V , sink mode from external supply
Fault signal	downscale I ≤ 2 mA, upscale I ≥ 21.5 mA (acc. NAMUR NE43) or hold measurement value
Other outputs	HART communicator on terminals 22, 24
Collective error message	Power Rail and LED red
Transfer characteristics	
Output III, IV, V	
Resolution	max. 2 μ A
Accuracy	< 20 μ A, 10 μ A typ.
Influence of ambient temperature	$< \pm 2$ μ A/K
Duration of measurement/Response delay	HART message acquisition time plus 100 ms
Relay	programmable either for fault or trip value (with direction, hysteresis and delay)
Galvanic isolation	
Output I/II	functional insulation acc. to IEC 62103, rated insulation voltage 250 V _{eff}
Output I, II/other circuits	reinforced insulation acc. to IEC 62103, rated insulation voltage 300 V _{rms}
Output III/IV/V/power supply	functional insulation acc. to IEC 62103, rated insulation voltage 50 V _{eff}
Indicators/settings	
Display elements	LEDs , display
Control elements	Control panel
Configuration	via operating buttons via PACTware
Labeling	space for labeling at the front
Directive conformity	
Electromagnetic compatibility	
Directive 2014/30/EU	EN 61326-1:2013 (industrial locations)
Low voltage	
Directive 2014/35/EU	EN 61010-1:2010
Conformity	
Electromagnetic compatibility	
Degree of protection	NE 21:2006 IEC 60529:2001
Ambient conditions	

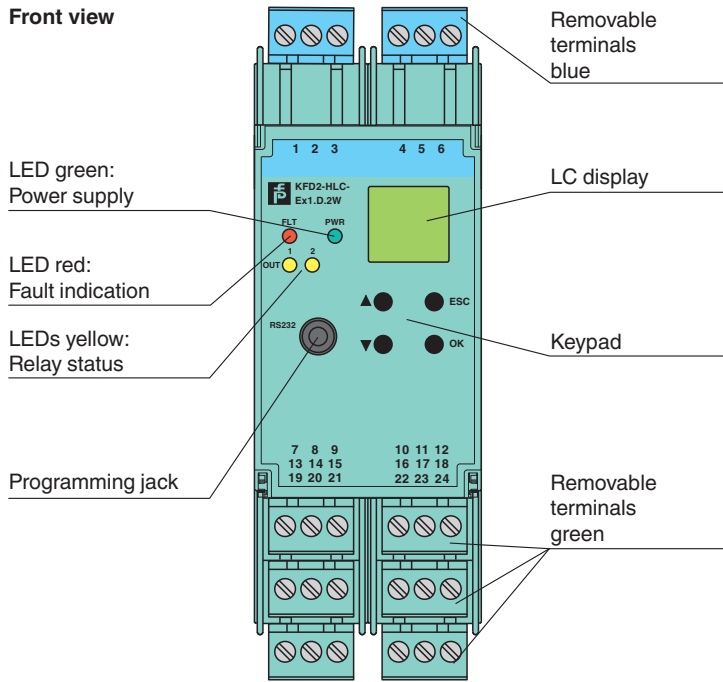
Release date: 2021-11-25 Date of issue: 2021-11-25 Filename: 261918_eng.pdf

Technical Data










Ambient temperature		-20 ... 60 °C (-4 ... 140 °F)
Mechanical specifications		
Degree of protection		IP20
Connection		screw terminals
Mass		300 g
Dimensions		40 x 119 x 115 mm (1.6 x 4.7 x 4.5 inch) (W x H x D) , housing type C2
Mounting		on 35 mm DIN mounting rail acc. to EN 60715:2001
Data for application in connection with hazardous areas		
EU-type examination certificate		BASEEFA 07 ATEX 0174
Marking		⊕ II (1)G [Ex ia Ga] IIC ⊕ II (1)D [Ex ia Da] IIIC
Supply		
Maximum safe voltage	U_m	253 V AC (Attention! The rated voltage can be lower.)
Equipment		terminals 1, 4/3 (with link between terminals 4 and 5)
Voltage U_o		25.2 V
Current I_o		104.9 mA
Power P_o		0.661 W
Internal capacitance C_i		1.1 nF
Internal inductance L_i		0 mH
Equipment		terminals 2, 5/3
Voltage U_i		< 28 V
Power P_i		< 1.33 W
Voltage U_o		1.1 V
Current I_o		11.9 mA
Power P_o		4 mW
Internal capacitance C_i		0 μF
Internal inductance L_i		0 mH
Output I, II		terminals 10, 11, 12; 16, 17, 18 , non-intrinsically safe
Maximum safe voltage	U_m	253 V (Attention! U_m is no rated voltage.)
Contact loading		253 V AC/1 A/cos ϕ > 0.7; 30 V DC/1 A resistive load (BASEEFA 07 ATEX 0174) 50 V AC/1 A/cos ϕ > 0.7; 30 V DC/1 A resistive load (Pepperl+Fuchs self-declaration)
Output III, IV, V		terminals 7, 8, 9; 13, 14, 15; 19, 20, 21 , non-intrinsically safe
Maximum safe voltage	U_m	253 V (Attention! U_m is no rated voltage.)
Certificate		PF 07 CERT 1141 X
Marking		⊕ II 3G Ex nA nC IIC T4 Gc
Galvanic isolation		
Input/Other circuits		safe electrical isolation acc. to IEC/EN 60079-11, voltage peak value 375 V
Directive conformity		
Directive 2014/34/EU		EN 60079-0:2012+A11:2013 , EN 60079-11:2012 , EN 60079-15:2010
International approvals		
FM approval		
Control drawing		116-0129
IECEx approval		
IECEx certificate		IECEx BAS 07.0047
IECEx marking		[Ex ia Ga] IIC , [Ex ia Da] IIIC
General information		
Supplementary information		Observe the certificates, declarations of conformity, instruction manuals, and manuals where applicable. For information see www.pepperl-fuchs.com .

Release date: 2021-11-25 Date of issue: 2021-11-25 Filename: 261918_eng.pdf


Assembly



Matching System Components

	DTM HART Loop converter	Device type manager (DTM) for HART communication
	PACTware 5.X	FDT Framework
	K-ADP-USB	Programming adapter with USB interface
	KFD2-EB2	Power Feed Module
	UPR-03	Universal Power Rail with end caps and cover, 3 conductors, length: 2 m
	UPR-03-M	Universal Power Rail with end caps and cover, 3 conductors, length: 1,6 m
	UPR-03-S	Universal Power Rail with end caps and cover, 3 conductors, length: 0.8 m
	K-DUCT-BU	Profile rail, wiring comb field side, blue
	K-DUCT-BU-UPR-03	Profile rail with UPR-03- * insert, 3 conductors, wiring comb field side, blue





Accessories

	K-250R	Measuring resistor
---	---------------	--------------------

Release date: 2021-11-25 Date of issue: 2021-11-25 Filename: 261918_eng.pdf

Refer to "General Notes Relating to Pepperl+Fuchs Product Information".

Accessories

	K-500R0%1	Measuring resistor
	KF-ST-5GN	Terminal block for KF modules, 3-pin screw terminal, green
	KF-ST-5BU	Terminal block for KF modules, 3-pin screw terminal, blue
	KF-CP	Red coding pins, packaging unit: 20 x 6

Application

- Configurable as primary or secondary master
- Automatic HART burst supported
- Support for a HART handheld device connected on safe area side
- Can be configured to assign the same input variable to multiple outputs (signal splitting)

Release date: 2021-11-25 Date of issue: 2021-11-25 Filename: 261918_eng.pdf

Refer to "General Notes Relating to Pepperl+Fuchs Product Information".

Pepperl+Fuchs Group
www.pepperl-fuchs.com

USA: +1 330 486 0002
pa-info@us.pepperl-fuchs.com

Germany: +49 621 776 2222
pa-info@de.pepperl-fuchs.com

Singapore: +65 6779 9091
pa-info@sg.pepperl-fuchs.com

 **PEPPERL+FUCHS**