

IEC Appliance Inlet C14, Snap-in Mounting, Front Side, Solder or Quick-connect or Screw-on Terminal

**Description**

- Panel Mount:
Snap-in version, Frontside
- Appliance Inlet, Pin temperature 70 °C, protection class I or II
- Alternative: protection class II version

Approvals

- VDE License Number: 40011871
- UL License Number: E96454
- CSA License Number: 27324

References

[General Product Information](#)

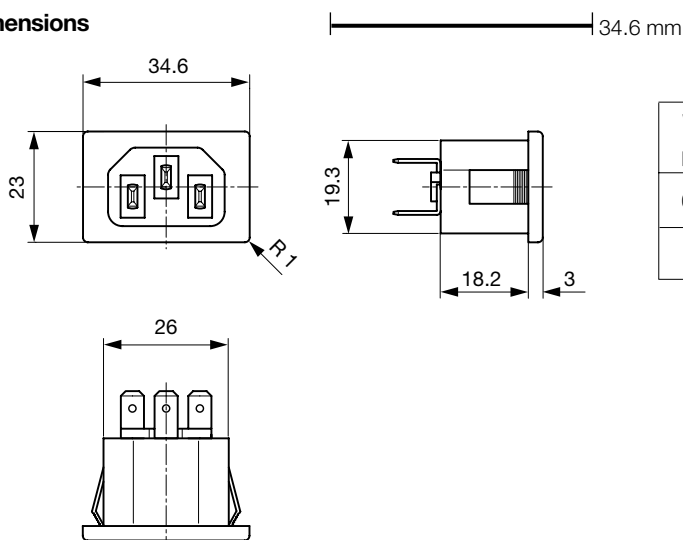
Weblinks

[Approvals](#), [RoHS](#), [CHINA-RoHS](#), [Mating Connectors](#), [Distributor-Stock-Check](#), [Accessories](#)

Technical Data

Ratings IEC	10 A / 250 VAC; 50 Hz
Ratings UL/CSA	15 A / 250 VAC; 60 Hz
Dielectric Strength	> 3 kVAC between L-N > 1.5 kVAC between L/N-PE (1 min/50 Hz)
Allowable Operation Temp.	-25 °C to 70 °C
Degree of Protection	from front side IP 20 acc. to IEC 60529
Protection Class	Suitable for appliances with protection class 1 or 2 acc. to IEC 61140
Panel Thickness s	Snap-in version 1.6 - 2.0 mm
Material: Housing	UL 94V-0

Appliance Inlet	C14 acc. to IEC/EN 60320-1 UL 498, CSA C22.2 no. 42 (for cold conditions) pin-temperature 70 °C, 10A, Protection Class 1 or 2
-----------------	--

Dimensions

Wandstärke panel thickness	Ausbruchmaße panel cutout
0.8 - 1.5 mm	28.8 ^{+0.2} x 19.4 ^{+0.2} mm
1.6 - 2.0 mm	29.6 ^{+0.2} x 19.4 ^{+0.2} mm

Length of the terminal please find at the order code configuration table

Config. Code

Product Configurator

1061 - H - A B C 0 - D - E


The characters are placeholders for the correspondingly keys of selections from the key tables.

1061 - H - A B C 0 - D - E = Type

Type	Configuration key
protection class 2	B
protection class 1	X

1061 - H - A B C 0 - D - E = Terminals

Terminal L	Configuration key
short solder terminal (L=4,8mm)	2
long solder terminal (L=8,5mm)	3
blade terminal (2,8x0,8mm)	7
blade terminal (4,8x0,8mm)	8
blade terminal (6,3x0,8mm)	9
screw terminal	A



1061 - H - A B C 0 - D - E = Terminals

Terminal N	Configuration key
short solder terminal (L=4,8mm)	2
long solder terminal (L=8,5mm)	3
blade terminal (2,8x0,8mm)	7
blade terminal (4,8x0,8mm)	8
blade terminal (6,3x0,8mm)	9
screw terminal	A

Symbols similar as in table A

1061 - H - A B C 0 - D - E = Terminals

Terminal Ground	Configuration key
without terminal	0
short solder terminal (L=4,8mm)	2
long solder terminal (L=8,5mm)	3
blade terminal (2,8x0,8mm)	7
blade terminal (4,8x0,8mm)	8
blade terminal (6,3x0,8mm)	9
screw terminal	A

Symbols similar as in table A

1061 - H - A B C 0 - D - E = Color

Color	Configuration key
jet black; RAL9005	A
silver grey; RAL7001	B
pure white; RAL9010	D

standard color: black

1061 - H - A B C 0 - D - E = Style

Style	Configuration key
snap-in standard type	3

Variants

Config. Code	Description	Order Number
1061-B-2200-A-3	1061, IEC Appliance Inlet C14, 70°C, version: 1 or 2, L: short solder terminal (L=4,8mm), N: short solder terminal (L=4,8mm), ground: without terminal, color: jet black; RAL9005, design: snap-in standard type, dimension X:	6162.0003
1061-B-9900-A-3	1061, IEC Appliance Inlet C14, 70°C, version: 1 or 2, L: blade terminal (6,3x0,8mm), N: blade terminal (6,3x0,8mm), ground: without terminal, color: jet black; RAL9005, design: snap-in standard type, dimension X:	6162.0004
1061-X-2220-A-3	1061, IEC Appliance Inlet C14, 70°C, version: 1 or 2, L: short solder terminal (L=4,8mm), N: short solder terminal (L=4,8mm), ground: short solder terminal (L=4,8mm), color: jet black; RAL9005, design: snap-in standard type, dimension X:	6162.0005
1061-X-2220-B-3	1061, IEC Appliance Inlet C14, 70°C, version: 1 or 2, L: short solder terminal (L=4,8mm), N: short solder terminal (L=4,8mm), ground: short solder terminal (L=4,8mm), color: silver grey; RAL7001, design: snap-in standard type, dimension X:	6162.0006
1061-X-3330-A-3	1061, IEC Appliance Inlet C14, 70°C, version: 1 or 2, L: long solder terminal (L=8,5mm), N: long solder terminal (L=8,5mm), ground: long solder terminal (L=8,5mm), color: jet black; RAL9005, design: snap-in standard type, dimension X:	6162.0007
1061-X-3330-B-3	1061, IEC Appliance Inlet C14, 70°C, version: 1 or 2, L: long solder terminal (L=8,5mm), N: long solder terminal (L=8,5mm), ground: long solder terminal (L=8,5mm), color: silver grey; RAL7001, design: snap-in standard type, dimension X:	6162.0008
1061-X-8880-A-3	1061, IEC Appliance Inlet C14, 70°C, version: 1 or 2, L: blade terminal (4,8x0,8mm), N: blade terminal (4,8x0,8mm), ground: blade terminal (4,8x0,8mm), color: jet black; RAL9005, design: snap-in standard type, dimension X:	6162.0009
1061-X-9990-A-3	1061, IEC Appliance Inlet C14, 70°C, version: 1 or 2, L: blade terminal (6,3x0,8mm), N: blade terminal (6,3x0,8mm), ground: blade terminal (6,3x0,8mm), color: jet black; RAL9005, design: snap-in standard type, dimension X:	6162.0010
1061-X-9990-B-3	1061, IEC Appliance Inlet C14, 70°C, version: 1 or 2, L: blade terminal (6,3x0,8mm), N: blade terminal (6,3x0,8mm), ground: blade terminal (6,3x0,8mm), color: silver grey; RAL7001, design: snap-in standard type, dimension X:	6162.0011


The listed variants should be available from stock. Other versions on request www.schurter.com/contact

Packaging unit

50 Pcs

Accessories

Description



Assorted Covers
Rear Cover

Mating Outlets/Connectors

Category / Description

[Connector Overview complete](#)


IEC Connector C15, Rewireable, Straight	0101
IEC Connector C15A, Rewireable, Straight	0102
IEC Connector C15A, Rewireable, Straight	0102-G
IEC Connector C15A, Rewireable, Angled	0112
IEC Connector C13, Rewireable, Angled	4012

[Connector further types to 1061](#)

...

[Power Cord Overview complete](#)


Power Cord with IEC Connector C13, Angled	0311
Power Cord with IEC Connector C13, Angled	3011
Power Cord with IEC Connector C13, Angled	3012
Power Cord with IEC Connector C13, Angled	3013
Power Cord with IEC Connector C13	3020

[Power Cord further types to 1061](#)

...

[Power Supply or Interconnection Cord Overview complete](#)


Divers Power Supply and Interconnection Cords 10 A	6000.0214
Divers Power Supply and Interconnection Cords 10 A	6000.0224
Divers Power Supply and Interconnection Cords 10 A	6003.0204
Divers Power Supply and Interconnection Cords 10 A	6003.0205
Divers Power Supply and Interconnection Cords 10 A	6003.0215

[Power Supply or Interconnection Cord further types to 1061](#)

...