

T-1318 HDSL2 TRANSFORMER

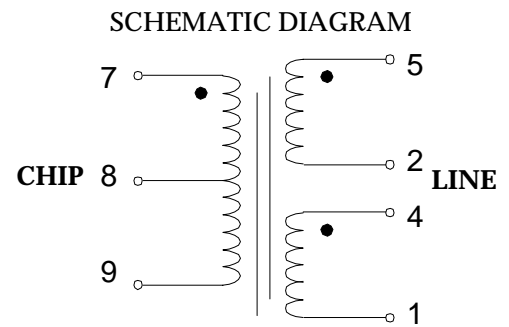
Designed for HDSL2 applications

Compatible with Level One
SK70740/41/42

Low Profile "Touch Tone" design

A Surface Mount version of this
transformer is available

PARAMETER		UNITS
Turns Ratio ¹	1 : 2.3 ±3%	
Inductance ²	1.75 ±8%	mH
Longitudinal Balance 20 kHz to 600 kHz	50 min.	dB
Primary DCR (Pins 7-9)	2.9 Max.	Ω
Secondary DCR (Pins 5-2 or 4-1)	3.6 Max.	Ω
Frequency Response 40kHz - 300kHz	±0.2	dB
Insertion Loss @ 100kHz	0.3	dB
Isolation (HI-POT)	3000	V _{RMS}
Primary DC	160	mA
Return Loss @ 100kHz	16.5 min.	dB
THD (10 KHz, 4.95V _{RMS})	-75 Min.	dB



Line Side Pins 5 - 2, 4 - 1
Chip Side Pins 7-9

Primary is Chip Side
Secondary is Line Side

1. Chip Side : Line Side (Short pins 2 & 4).
2. Line Side, Pins (1-5) with 2,4 shorted@ 10KHz and 100 mV

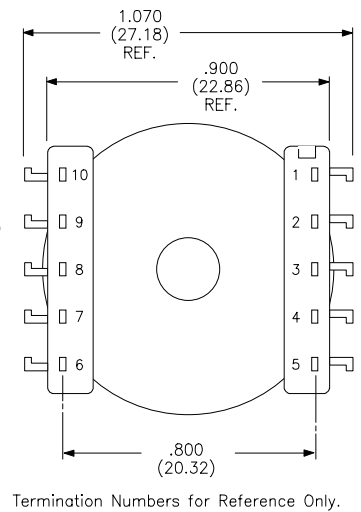
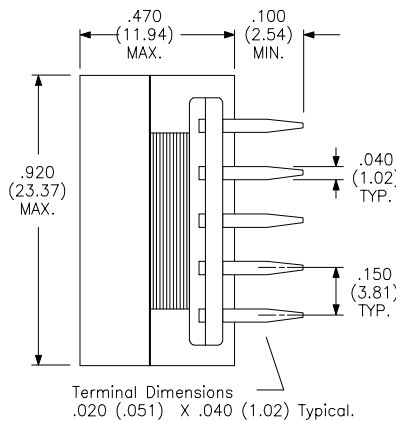
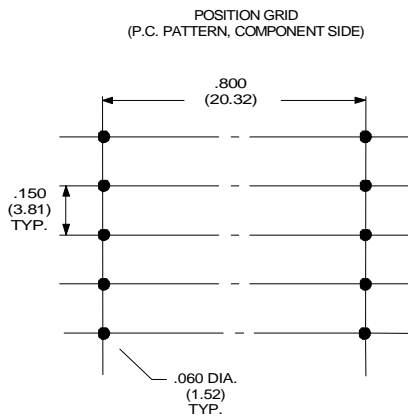
Operating Temp. Range -40°C to +85°C

Surge Voltage Capability:

Metallic Voltage: 800 V peak, 10/700 μS

Longitudinal Voltage: 2400 V peak, 10/560 μS

Physical Dimensions in inches (mm)



Notch on bobbin indicates pin #1

12/19/00