




Output Power Chokes – Toroid Styles

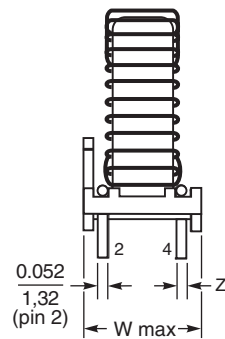
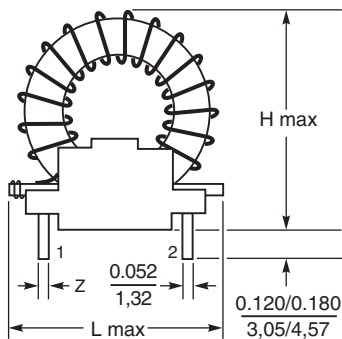


The DMT power inductors are designed primarily for use as output chokes in switching power supplies. The toroid core design offers the highest inductance values in the smallest part size, while minimizing external magnetic fields.

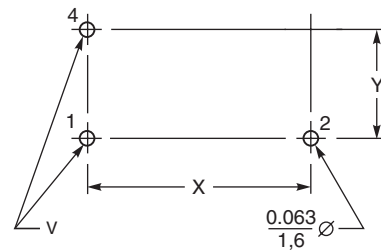
Inductance values range from 7 μH to over 1.4 mH with current ratings as high as 12 Amps.

These parts are ideal for any application requiring a high DC current bias. They are well suited for use in switch-mode power supplies and can be used as ripple filters and differential mode EMI filters.

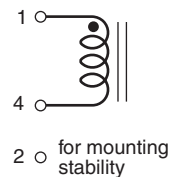
- Industry standard footprint.
- UL1446 Class B (130°C) Insulation System (UL File E83628)
- All plastic material UL94V-0.



Recommended Board Layout



Schematic



Terminations: Tin-silver over copper

Weight

- DMT1 series: 13.0 – 16.4 g
 DMT2 series: 48.7 – 56.3 g
 DMT3 series: 90.2 – 100.5 g

DMT1 Series

Part number	L ¹ min (μH)	Current rating (A)	DCR max (Ohms)	SRF typ (MHz)	H max	L max	W max	X ±0.01/0,25	Y ±0.01/0,25	Z pins 1 & 4	V pins 1 & 4
DMT1-7-10L	7	10.0	0.01	28.8	1.1/27,9	1.3/33,0	0.7/17,8	0.80/20,3	0.40/10,2	0.052/1,32	0.063/1,60
DMT1-16-6.7L	16	6.7	0.02	16.6	1.1/27,9	1.3/33,0	0.7/17,8	0.80/20,3	0.40/10,2	0.041/1,04	0.052/1,32
DMT1-26-5.1L	26	5.1	0.04	11.5	1.1/27,9	1.3/33,0	0.7/17,8	0.80/20,3	0.40/10,2	0.052/1,32	0.063/1,60
DMT1-43-3.8L	43	3.8	0.07	7.28	1.1/27,9	1.3/33,0	0.7/17,8	0.80/20,3	0.40/10,2	0.052/1,32	0.063/1,60
DMT1-84-2.4L	84	2.4	0.14	4.37	1.1/27,9	1.3/33,0	0.7/17,8	0.80/20,3	0.40/10,2	0.052/1,32	0.063/1,60
DMT1-180-1.5L	180	1.5	0.29	1.92	1.1/27,9	1.3/33,0	0.7/17,8	0.80/20,3	0.40/10,2	0.052/1,32	0.063/1,60

1. Minimum inductance at rated current. Tested at 15.75 kHz, 10 Gauss level.
2. Operating temperature range -40°C to +85°C.
3. Electrical specifications at 25°C.



www.coilcraft.com

US +1-847-639-6400 sales@coilcraft.com
 UK +44-1236-730595 sales@coilcraft-europe.com
 Taiwan +886-2-2264 3646 sales@coilcraft.com.tw
 China +86-21-6218 8074 sales@coilcraft.com.cn
 Singapore +65-6484 8412 sales@coilcraft.com.sg

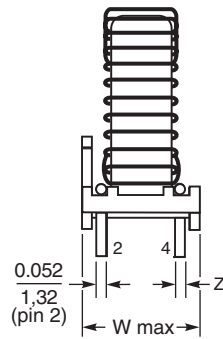
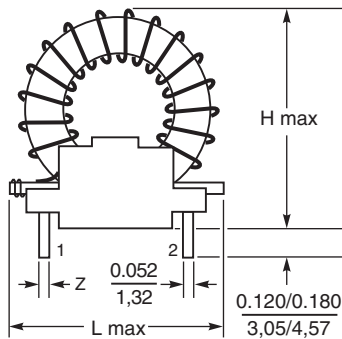
Document 139-1 Revised 08/15/12

© Coilcraft Inc. 2012

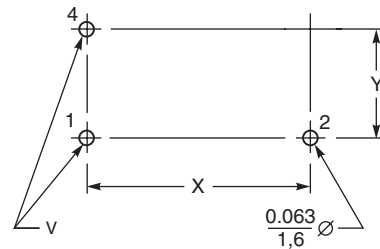
This product may not be used in medical or high risk applications without prior Coilcraft approval. Specification subject to change without notice. Please check out web site for latest information.



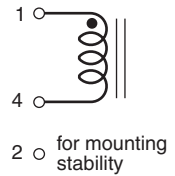
Output Power Chokes – Toroid Styles



Recommended Board Layout



Schematic



Terminations: Tin-silver over copper

Weight

DMT1 Series: 13.0 – 16.4 g
DMT2 Series: 48.7 – 56.3 g
DMT3 Series: 90.2 – 100.5 g

DMT2 Series

Part number	L ¹ min (µH)	Current rating (A)	DCR max (Ohms)	SRF typ (MHz)	H max	L max	W max	X ±0.01/0,25	Y ±0.01/0,25	Z pins 1 & 4	V pins 1 & 4
DMT2-26-11L	26	11.0	0.02	9.34	1.4/35,6	1.4/35,6	0.9/22,9	0.90/22,9	0.60/15,2	0.052/1,32	0.063/1,60
DMT2-47-8.2L	47	8.2	0.04	6.45	1.4/35,6	1.4/35,6	0.9/22,9	0.90/22,9	0.60/15,2	0.041/1,04	0.052/1,32
DMT2-79-6L	79	6.0	0.07	3.58	1.4/35,6	1.4/35,6	0.9/22,9	0.90/22,9	0.60/15,2	0.052/1,32	0.063/1,60
DMT2-149-3.8L	149	3.8	0.13	4.03	1.4/35,6	1.4/35,6	0.9/22,9	0.90/22,9	0.60/15,2	0.052/1,32	0.063/1,60
DMT2-273-2.4L	273	2.4	0.26	2.45	1.4/35,6	1.4/35,6	0.9/22,9	0.90/22,9	0.60/15,2	0.052/1,32	0.063/1,60
DMT2-567-1.5L	567	1.5	0.56	1.12	1.4/35,6	1.4/35,6	0.9/22,9	0.90/22,9	0.60/15,2	0.052/1,32	0.063/1,60
DMT2-20-12L	20	12.0	0.02	11.4	1.6/40,6	1.6/40,6	0.9/22,9	0.90/22,9	0.60/15,2	0.058/1,47	0.069/1,75
DMT2-49-8L	49	8.0	0.04	6.13	1.6/40,6	1.6/40,6	0.9/22,9	0.90/22,9	0.60/15,2	0.046/1,17	0.057/1,45
DMT2-80-6.3L	80	6.3	0.05	4.46	1.6/40,6	1.6/40,6	0.9/22,9	0.90/22,9	0.60/15,2	0.041/1,04	0.052/1,32
DMT2-134-4.8L	134	4.8	0.10	2.82	1.6/40,6	1.6/40,6	0.9/22,9	0.90/22,9	0.60/15,2	0.052/1,32	0.063/1,60
DMT2-200-3.8L	200	3.8	0.19	2.07	1.6/40,6	1.6/40,6	0.9/22,9	0.90/22,9	0.60/15,2	0.052/1,32	0.063/1,60
DMT2-380-2.4L	380	2.4	0.38	1.68	1.6/40,6	1.6/40,6	0.9/22,9	0.90/22,9	0.60/15,2	0.052/1,32	0.063/1,60
DMT2-796-1.5L	796	1.5	0.79	0.64	1.6/40,6	1.6/40,6	0.9/22,9	0.90/22,9	0.60/15,2	0.052/1,32	0.063/1,60

1. Minimum inductance at rated current. Tested at 15.75 kHz, 10 Gauss level.
2. Operating temperature range –40°C to +85°C.
3. Electrical specifications at 25°C.

DMT3 Series

Part number	L ¹ min (µH)	Current rating (A)	DCR max (Ohms)	SRF typ (MHz)	H max	L max	W max	X ±0.01/0,25	Y ±0.01/0,25	Z pins 1 & 4	V pins 1 & 4
DMT3-35-12L	35	12.0	0.019	7.55	1.9/48,3	1.85/47,0	0.95/24,1	1.20/30,5	0.70/17,8	0.058/1,47	0.069/1,75
DMT3-77-8L	77	8.0	0.040	4.24	1.9/48,3	1.85/47,0	0.95/24,1	1.20/30,5	0.70/17,8	0.046/1,17	0.057/1,45
DMT3-138-6L	138	6.0	0.070	2.77	1.9/48,3	1.85/47,0	0.95/24,1	1.20/30,5	0.70/17,8	0.041/1,04	0.052/1,32
DMT3-257-4.9L	257	4.9	0.150	1.62	1.9/48,3	1.85/47,0	0.95/24,1	1.20/30,5	0.70/17,8	0.052/1,32	0.063/1,60
DMT3-402-3.7L	402	3.7	0.279	1.25	1.9/48,3	1.80/45,7	0.95/24,1	1.20/30,5	0.70/17,8	0.052/1,32	0.063/1,60
DMT3-695-2.4L	695	2.4	0.550	0.92	1.9/48,3	1.80/45,7	0.95/24,1	1.20/30,5	0.70/17,8	0.052/1,32	0.063/1,60
DMT3-1439-1.5L	1439	1.5	1.176	0.56	1.9/48,3	1.80/45,7	0.95/24,1	1.20/30,5	0.70/17,8	0.052/1,32	0.063/1,60

1. Minimum inductance at rated current. Tested at 15.75 kHz, 10 Gauss level.
2. Operating temperature range –40°C to +85°C.
3. Electrical specifications at 25°C.



www.coilcraft.com

US +1-847-639-6400 sales@coilcraft.com
UK +44-1236-730595 sales@coilcraft-europe.com
Taiwan +886-2-2264 3646 sales@coilcraft.com.tw
China +86-21-6218 8074 sales@coilcraft.com.cn
Singapore +65-6484 8412 sales@coilcraft.com.sg

Document 139-2 Revised 08/15/12

© Coilcraft Inc. 2012

This product may not be used in medical or high risk applications without prior Coilcraft approval. Specification subject to change without notice. Please check out web site for latest information.