



- 10/100 Base T Ethernet Application
- Single Port USB 2.0
- Transmit open circuit inductance (OCL): 350uH (MIN) @100KHz,0.1VRMS with 8mA DC Bias
- RJ45 jack cavity conforms to FCC rules and regulations Part 68, SUB Part F
- Standard operating temp: 0°C to +70°C
- Contact Factory for Industrial Temp.
- Storage temperature range: -40°C to +85°C

Electrical Specifications @ 25°C

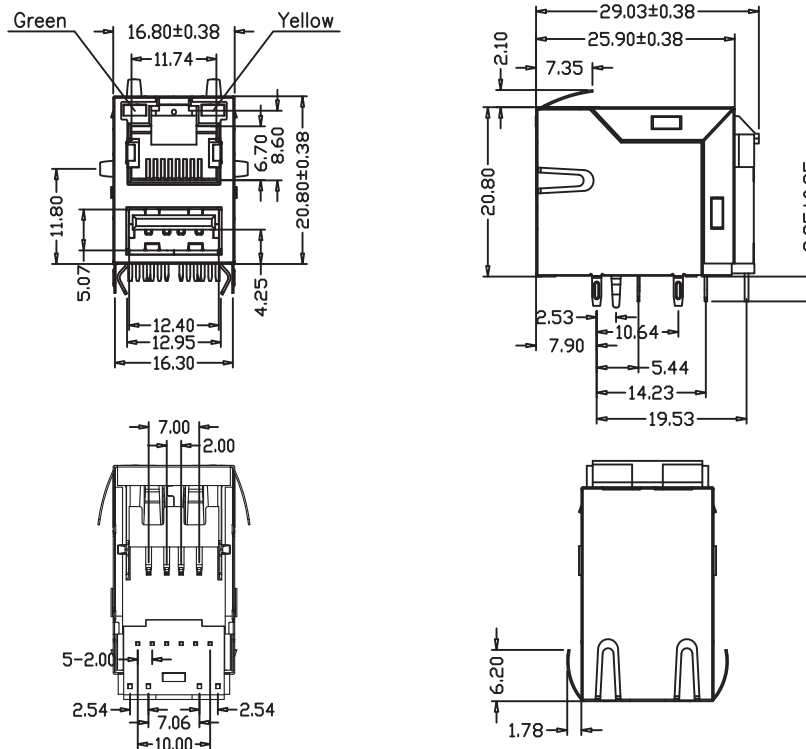
Part Number	OCL(uH Min) @ 100kHz, 0.1V With 8mA DC Bias	Turns Ratio chip: cable (±3%)	Insertion Loss (dB Max)	Return Loss (dB Min)		
	1-100MHz		1-30MHz	30-60MHz	60-80MHz	
AR1USB1-3712	350	1CT:1CT	1.0	-18	-16	-12

Electrical Specifications @ 25°C

Part Number	Cross Talk (dB Min)	CMR (dB Min)	HI-POT (VDC) 60Sec.
	1-100MHz	1-100MHz	
AR1USB1-3712	-30	-30	2250

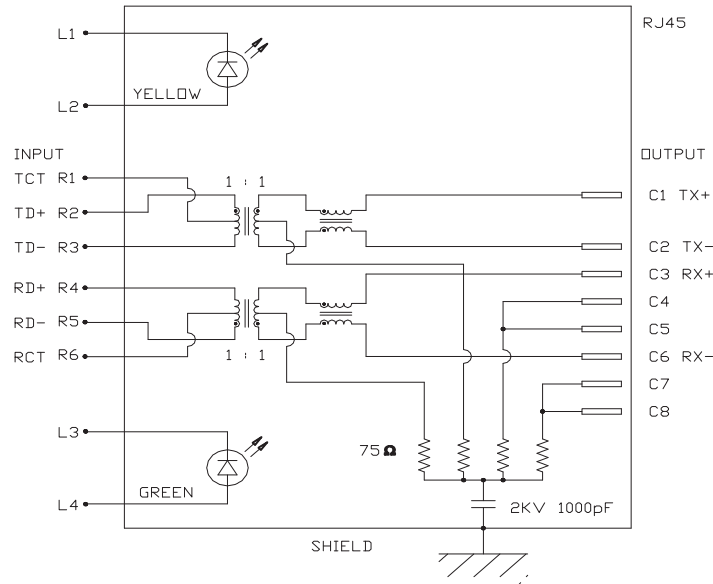
All specifications subject to change without notice.

MECHANICAL

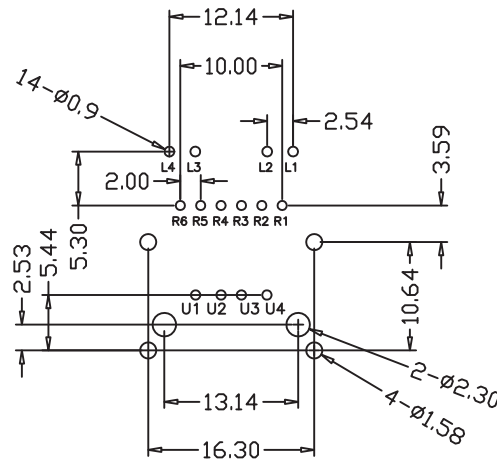




SCHEMATICS



PCB LAYOUT



NOTES

1. Shield- 0.20mm THICKNESS BRASS C2680 H.
PLATING NICKEL 30u"-50u"
2. Housing- Standard Material Nylon66, Glass filled
Polyester UL94V-0 Standard Color Black.
3. Insert Pin- Plastic: PBT +30% G.F, UL94V-0, Standard Color Black.
Pin: 0.35mm Thickness Phos-Bronze C5210 EH.
Plating: Nickel 40u"-60u", for all and Sn100%, 6u" and Gold Plating.
4. Contact Pin- Plastic: Nylon 66, Glass Filled, UL94V-0,
Standard Color Black.
Pin: 0.35mm Thickness Phos-Bronze C2680.
Plating: Nickel 40u"-60u" for all and Sn 100%.