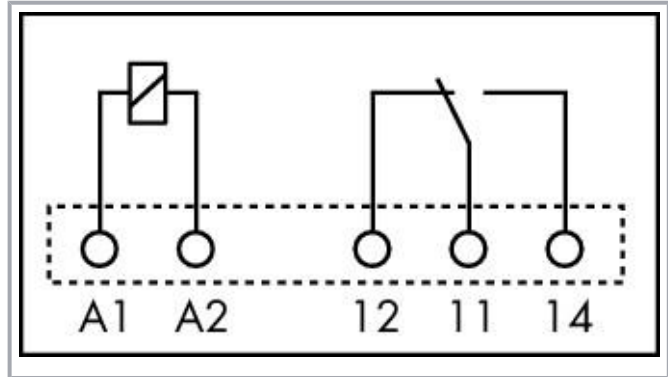


Data sheet | Item number: 857-155

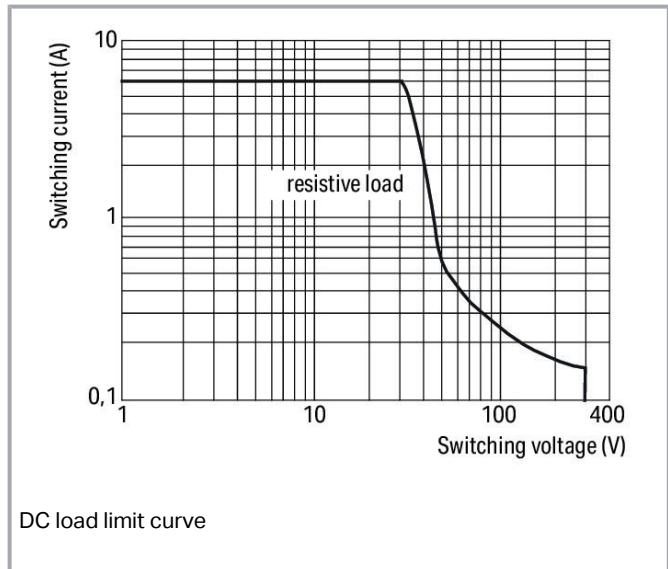
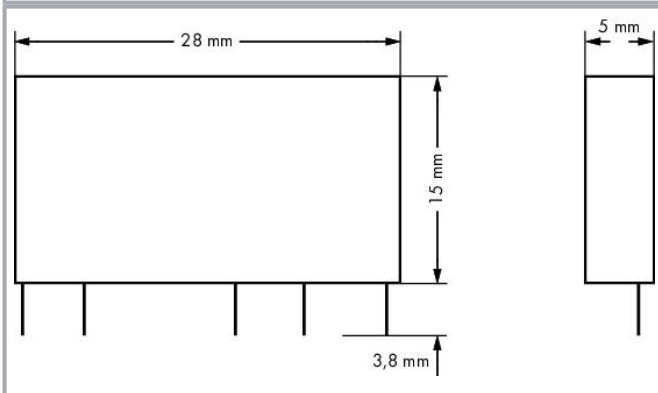
Basic relay; Nominal input voltage: 60 VDC; 1 changeover contact; Limiting continuous current: 6 A; Module width: 5 mm; Module height: 15 mm



www.wago.com/857-155



Similar to picture



DC load limit curve

**Data
Notes**

Note

Subject to changes. Please also observe the further product documentation!

WAGO GmbH & Co. KG
Hansastr. 27
32423 Minden
Phone: +49571 887-0 | Fax: +49571 887-169
Email: info.de@wago.com | Web: www.wago.com

Do you have any questions about our products?
We are always happy to take your call at +49 (571) 887-44222.



- The 60 VDC basic relay must be used for 60 VDC, 110 VDC, 220 VDC and 115 VAC/DC, 230 VAC/DC relay modules.
- To protect the relay coils and contacts, inductive loads must be dampened with an effective protection circuit.
- 30 VDC switching voltages and 50 mA currents must not be exceeded for gold-plated basic relays. Higher switching power eventually evaporates the gold layer. The resulting deposits in the housing may reduce service life.

Technical data

Control circuit

Nominal input voltage U_N	DC 60 V
-----------------------------	---------

Load circuit

Number of changeover/switchover contacts	1
Contact material (relay)	AgSnO ₂
Limiting continuous current	6 A
Inrush current (resistive) (max.)	(AC) 20 A / 0.02 s
Switching voltage (max.)	AC 250 V
Switching power (resistive) (max.)	AC 1500 VA; DC (see load limit curve)
Switching capacity	AC-15: 3 A / AC 250 V; DC-13: 2 A / DC 24 V
Recommended minimum load	10 V / 10 mA; 24 V / 1 mA
Pull-in time (typ.)	8 ms
Drop-out time (typ.)	4 ms
Bounce time (typ.)	3.5 ms
Electrical life (NO; resistive load; 23 °C)	50 x 10 ³ switching operations
Mechanical life	5 x 10 ⁶ switching operations
Switching frequency with/without load (max.)	6 min ⁻¹ / 180 min ⁻¹

Safety and protection

Dielectric strength, control/load circuit (AC, 1 min)	4 kVrms
Dielectric strength, open contact (AC, 1 min)	1 kVrms
Protection type	IP20

Subject to changes. Please also observe the further product documentation!

WAGO GmbH & Co. KG
 Hansastr. 27
 32423 Minden
 Phone: +49571 887-0 | Fax: +49571 887-169
 Email: info.de@wago.com | Web: www.wago.com

Do you have any questions about our products?
 We are always happy to take your call at +49 (571) 887-44222.



Physical data

Width	5 mm / 0.197 inch
Height from the surface	15 mm / 0.591 inch
Depth	28 mm / 1.09 inch

Mechanical data

Mounting type	Pluggable module
---------------	------------------

Material data

Weight	4.9 g
--------	-------

Environmental requirements

Surrounding air temperature (operation at U_N)	-40 ... 85 °C
Surrounding air temperature (storage)	-40 ... 85 °C
Relative humidity	5 ... 85 % (no condensation permissible)
Operating altitude (max.)	2000 m

Standards and specifications

Standards/Specifications	EN 61810-1 EN 61373 VDE UR
--------------------------	-------------------------------------

Commercial data

Product Group	6 (Interface Electronics)
PU (SPU)	20 Each
Packaging type	box
Country of origin	CZ
GTIN	4045454551025
Customs tariff number	85364900990

Approvals / Certificates

UL-Approvals

Logo	Approval	Additional Approval Text	Certificate name
	UL	UL 508	E340707

Subject to changes. Please also observe the further product documentation!

Underwriters Laboratories Inc.



Downloads

Documentation

Bid Text

857-155 X81 - Datei	2019. 2. 19.	xml 4.5 kB	Download
------------------------	--------------	---------------	----------

857-155 doc - Datei	2018. 11. 29.	doc 27.1 kB	Download
------------------------	---------------	----------------	----------

Additional Information

Disposal; Electrical and electronic equipment, Packaging	V 1.0.0	pdf 265.8 kB	Download
--	---------	-----------------	----------

CAD/CAE-Data

CAE data

EPLAN Data Portal 857-155	URL	Download
---------------------------	-----	----------

WSCAD Universe 857-155	URL	Download
------------------------	-----	----------

ZUKEN Portal 857-155	URL	Download
----------------------	-----	----------

CAD data

2D/3D Models 857-155	URL	Download
----------------------	-----	----------

Environmental Product Compliance

Compliance Search

Environmental Product Compliance 857-155 Basic relay; Nominal input voltage: 60 VDC; 1 changeover contact; Limiting continuous current: 6 A; Module width: 5 mm; Module height: 15 mm	URL	Download
--	-----	----------

Subject to changes. Please also observe the further product documentation!

Installation Notes

Installation



Removing a relay via ejector.

Subject to changes. Please also observe the further product documentation!