

# 41F Sockets


# RELAY SOCKETS



File No.: E253370



File No.: 40020043



### Features

- The dielectric strength can reach 4000VAC and the insulation resistance is 1000MΩ
- With finger protection device
- Ensure secure retention and easy ejection of relays
- Built-in protection circuit can indicate the power status, protect the circuit and expand the range of relay input voltage
- Components available: marker, jumper and separator
- Applicable relay types: HF41F
- Environmental friendly product (RoHS compliant)

## ORDERING INFORMATION

Type	41F	-1Z	-C2	-1/2/3/4/5
Contact arrangement	1Z:1 Form C			
Termination & mounting	A2: PCB terminal, PCB mounting C2: Screw terminal, DIN rail mounting, With finger protection device C4: Spring-loaded terminal, DIN rail mounting, With finger protection device			
Voltage of module	1, 2, 3, 4, 5: See table above for corresponding information with relay's coil voltage			

## CHARACTERISTICS

Type	Nominal Voltage	Nominal Current	Ambient Temperature	Input Voltage	Relay's Applicable Rated Voltage	Polarity of Input Voltage	Max wire size		Wire Strip Length	Screw Torque
							mm <sup>2</sup>	AWG		
41F-1Z-C2-1	250VAC	6A	-40 °C to 70 °C	(12 to 24)V AC/DC	(12 to 24)V DC	No requirement	1 x 2.5 / 1 x 1.5	1 x 14 / 1 x 16	7mm	0.5N · m
41F-1Z-C2-2	250VAC	6A	-40 °C to 70 °C	(48 to 60)V AC/DC	(48 to 60)V DC	No requirement	1 x 2.5 / 1 x 1.5	1 x 14 / 1 x 16	7mm	0.5N · m
41F-1Z-C2-3	250VAC	6A	-40 °C to 55 °C	(110 to 125)V AC/DC	60V DC	No requirement	1 x 2.5 / 1 x 1.5	1 x 14 / 1 x 16	7mm	0.5N · m
41F-1Z-C2-4	250VAC	6A	-40 °C to 55 °C	(220 to 240)V AC/DC	60V DC	No requirement	1 x 2.5 / 1 x 1.5	1 x 14 / 1 x 16	7mm	0.5N · m
41F-1Z-C2-5	250VAC	6A	-40 °C to 70 °C	(6 to 24)V DC	(6 to 24)V DC	Requirement	1 x 2.5 / 1 x 1.5	1 x 14 / 1 x 16	7mm	0.5N · m
41F-1Z-C4-1	250VAC	6A	-40 °C to 70 °C	(12 to 24)V AC/DC	(12 to 24)V DC	No requirement	1 x 2.5	1 x 14	7mm	---
41F-1Z-C4-2	250VAC	6A	-40 °C to 70 °C	(48 to 60)V AC/DC	(48 to 60)V DC	No requirement	1 x 2.5	1 x 14	7mm	---
41F-1Z-C4-3	250VAC	6A	-40 °C to 55 °C	(110 to 125)V AC/DC	60V DC	No requirement	1 x 2.5	1 x 14	7mm	---
41F-1Z-C4-4	250VAC	6A	-40 °C to 55 °C	(220 to 240)V AC/DC	60V DC	No requirement	1 x 2.5	1 x 14	7mm	---
41F-1Z-C4-5	250VAC	6A	-40 °C to 70 °C	(6 to 24)V DC	(6 to 24)V DC	Requirement	1 x 2.5	1 x 14	7mm	---
41F-1Z-A2-1	250VAC	6A	-40 °C to 70 °C	(6 to 24)V DC	(6 to 24)V DC	Requirement	---	---	---	---
41F-1Z-A2-2	250VAC	6A	-40 °C to 70 °C	(48 to 60)V DC	(48 to 60)V DC	Requirement	---	---	---	---

**Note:** When the 41F-1Z-C2/C4-1 socket is applied to the relay of 12VDC nominal voltage, the relay of which pick-up voltage =70% nominal voltage should be required and the special order of relay allowed. 41F-1Z-C2/C4-4 is not allowed in continuous electricity conditions.




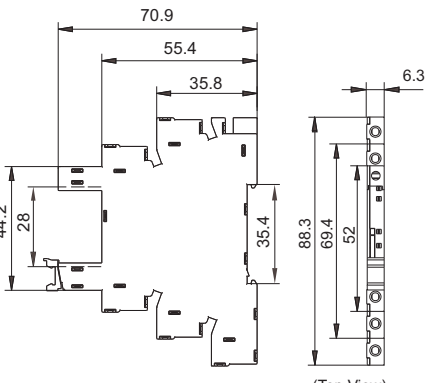
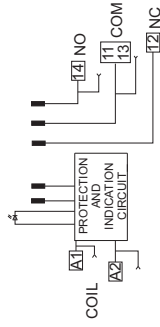

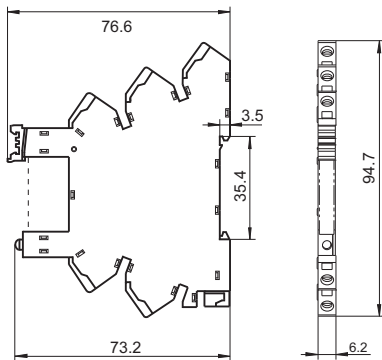
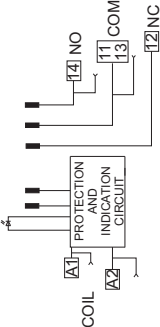

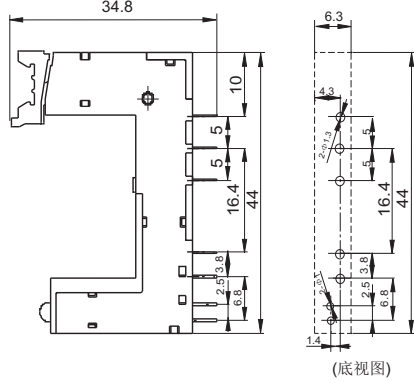
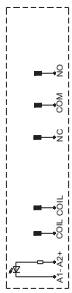
HONGFA RELAY

ISO9001, ISO/TS16949, ISO14001, OHSAS18001, IECQ QC 080000 CERTIFIED

2014 Rev. 1.00

## OUTLINE DIMENSIONS, WIRING DIAGRAM AND PC BOARD LAYOUT

Unit: mm

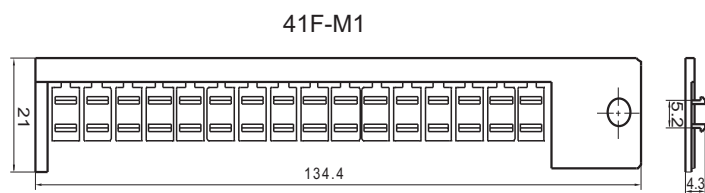
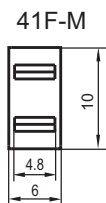
Socket	Outline Dimensions	Wiring Diagram	Accessory Available
<p>41F-1Z-C2-1/2/3/4/5</p>  <p>Screw terminal, DIN rail mounting, With finger protection device Certified by VDE and UL/CUL</p>	 <p style="text-align: center;">(Top View)</p>		<p>*marker 41F-M 41F-M1</p> <p>*jumper 41F-J1(blue) 41F-J1R(red) 41F-J1B(black)</p> <p>*separator 41F-S</p>
<p>41F-1Z-C4-1/2/3/4/5</p>  <p>Spring-loaded terminal, DIN rail mounting, With finger protection device</p>			<p>*marker 41F-M 41F-M1</p> <p>*jumper 41F-J1(blue) 41F-J1R(red) 41F-J1B(black)</p> <p>*separator 41F-S</p>
<p>41F-1Z-A2-1/2</p>  <p>PCB terminal, PCB mounting</p>	 <p style="text-align: center;">(底视图)</p>		<p>*marker 41F-M</p>

**Notes:** \* If need accessory, please order with type.

## DIMENSION OF RELATED ACCESSORY (AVAILABLE)

Unit: mm

Marker

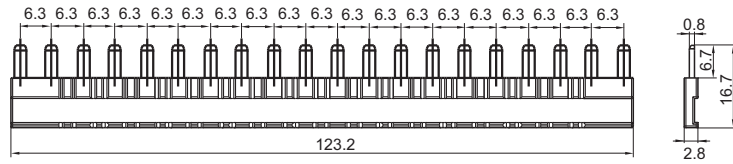


## DIMENSION OF RELATED ACCESSORY (AVAILABLE)

Unit: mm

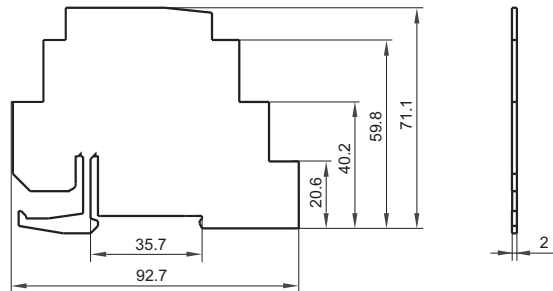
### Jumper

41F-J1(blue)、41F-J1R(red)、41F-J1B(black)



### Separator

41F-S



### Things to be noticed when selecting sockets:

1. Please choose suitable relay socket according to the actual mounting environment, relay contact poles and terminal layout. If there is any query on selection, please contact Hongfa for the technical service.
2. As for related components, they should be selected separately. Please do give clear indication of the types of relay sockets and related components you choose while placing order.

### Disclaimer

This datasheet is for the customers' reference. All the specifications are subject to change without notice.

We could not evaluate all the performance and all the parameters for every possible application. Thus the user should be in a right position to choose the suitable product for their own application. If there is any query, please contact Hongfa for the technical service. However, it is the user's responsibility to determine which product should be used only.

© Xiamen Hongfa Electroacoustic Co., Ltd. All rights of Hongfa are reserved.