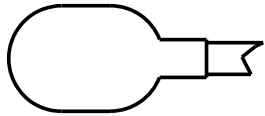
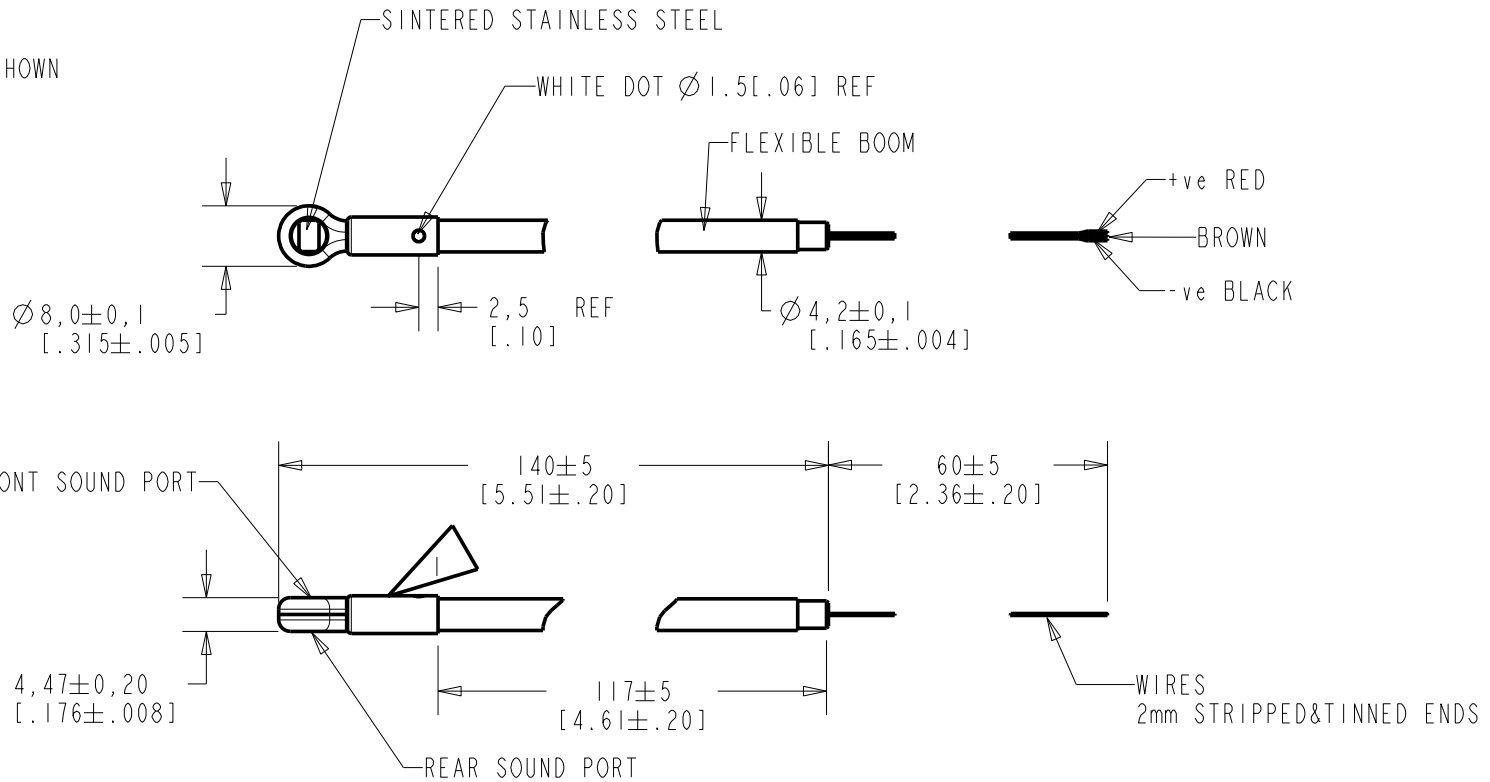


FB-DW-30295-000
SHT 1.1

THE FRONT SOUND PORT IS ADJACENT TO THE MODEL NUMBER IDENTIFICATION.



TOP VIEW
W/WINDSHIELD SHOWN
SCALE 1:1



WIRE COLOR			WEIGHT GRAMS
+ve	OUTPUT	-ve	
RED	BROWN	BLACK	13.1

DIMENSIONS IN MILLIMETERS [INCHES]

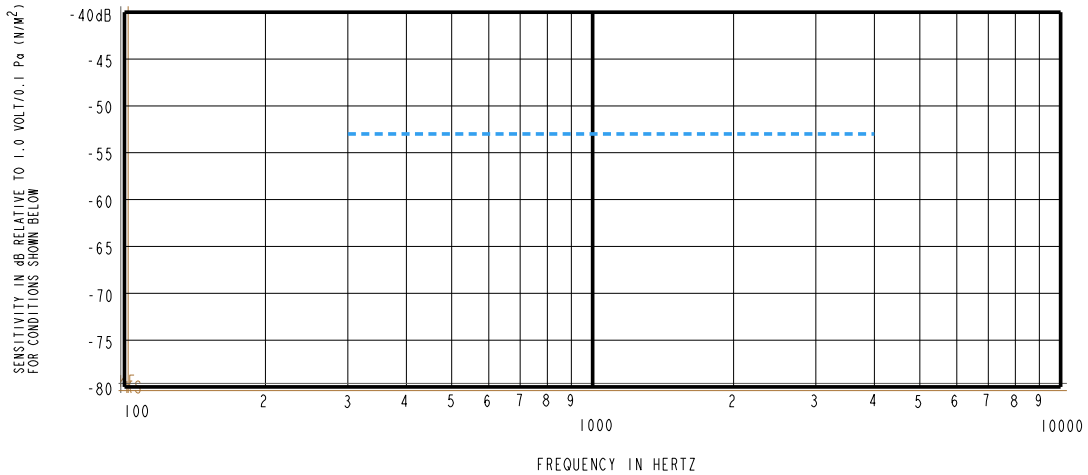
Revision	C.O. #	Implementation Date	RELEASE LEVEL	REVISION
B	C10107745	8-4-08	Active	B
A	C10107109	3-17-08		

SCALE: 1:1	DR. BY TT	DATE 3-4-08
DO NOT SCALE DRAWING	CK. BY GJP	DATE 3-27-08
TITLE: BOOM MICROPHONE	APP. BY GJP	DATE 3-27-08
OUTLINE DRAWING		
		Rev: B

KNOWLES ELECTRONICS
ITASCA, ILLINOIS U.S.A.

FB-DW-30295-000

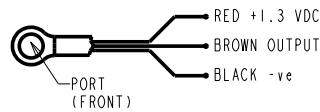
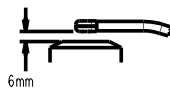
SHT 1.1



NOTES:

1. MICROPHONE TO BE FUNCTIONAL WITH 10 VDC SUPPLY.
2. SENSITIVITY VALUES INDICATED ON THIS SPECIFICATION ARE VALID AT 50% HUMIDITY.
3.

SENSITIVITY				DEVICE CONFORMITY	
FREQUENCY	MIN	NOM	MAX	RANGE OF DEVIATION FROM 1KHz	
300	---	-53.0	---	-4.0	+4.0
1000	-56.0	-53.0	-50.0	-0.0	+0.0
4000	---	-53.0	---	-4.0	+4.0
4. TEST CONDITIONS:
 HEAD OF BOOM EXPOSED TO 74 dB SPL SWEPT SOUND FIELD AT 6mm FROM VOICE APERTURE.
 ARTIFICIAL VOICE: B & K 4227 MOUTH SIMULATOR.
5. FOR MICROPHONE CAPSULE SPEC. SEE NR-25994-000 SHEET 2.1



LEAD IDENTIFICATION

KNOWLES ELECTRONICS
 ITASCA, ILLINOIS U.S.A.

Revision	C.O. #	Implementation Date	RELEASE LEVEL	REVISION
B	C10107745	8-4-08	Active	B
A	C10107109	3-17-08		
<small>WHEN TEST LIMITS ARE USED TO ESTABLISH INCOMING INSPECTION ACCEPTANCE/REJECTION CRITERIA, CORRELATION OF TEST EQUIPMENT WITH KNOWLES IS ALSO REQUIRED FOR ELIMINATION OF EQUIPMENT AND TEST METHOD VARIATION</small>				DR. BY: TT DATE: 3-4-08 CK. BY: GJP DATE: 3-27-08 APP. BY: GJP DATE: 3-27-08
TITLE: BOOM MICROPHONE		FB-DW-30295-000		SHT 2.1