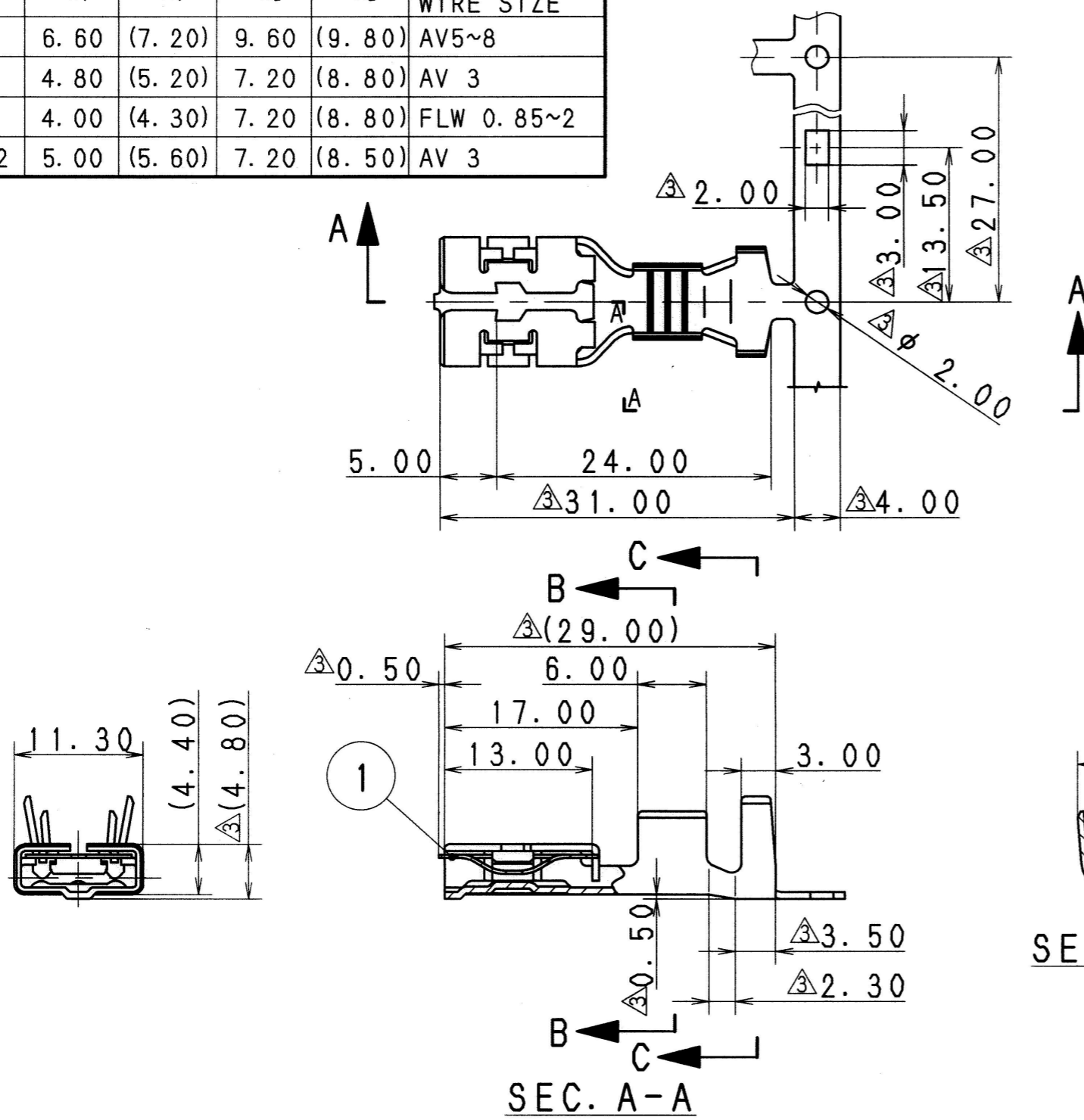


PART NO. AND CH. CODE	W ₁	H ₁	W ₂	H ₂	APPLICABLE WIRE SIZE
7116-3250	6.60	(7.20)	9.60	(9.80)	AV5~8
7116-3251	4.80	(5.20)	7.20	(8.80)	AV 3
7116-3252	4.00	(4.30)	7.20	(8.80)	FLW 0.85~2
△7116-3257-02	5.00	(5.60)	7.20	(8.50)	AV 3

PART NO. AND CH. CODE	NO.	MATERIAL
7116-3250 ETC.	—	COPPER ALLOY (t=0.60) TIN PLATING
7157-7270	①	STAINLESS STEEL (t=0.30)

B

A

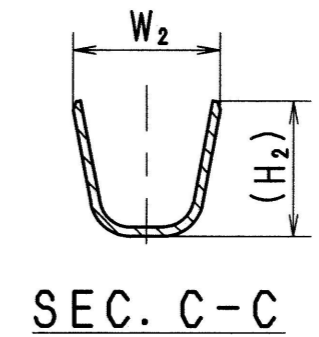
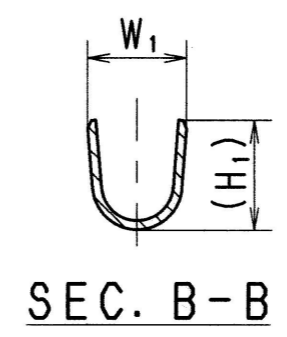


注記

1. 嵌合オスターミナル : 7114-3250 ETC.

NOTE

1. MATING MALE TERMINAL NO. : 7114-3250 ETC.



ISSUE MARK

△	06/02/27	ADDED PART NO. ETC.	C06-2227	K. U	CUSTOMER
△	96/08/07	CHANGED DIMENSION	C96-6845	H. K	CUSTOMER PART NO.
△	93/11/08	CHANGED DWG. NO. ETC.	C93-7089	Y. I	CUSTOMER DWG NO.
-	88/03/16	NEW	8MC-4033	M. Y	OFFICE
LET	DATE	REVISION RECORD	NO.	CHKD	TRIAL PART NO.
GENERAL TOLERANCE					VENDOR
	10MAX	50MAX	100MAX	250MAX	2500VR
A	±0.15	±0.2	±0.3	±0.5	±0.75
B	±0.2	±0.3	±0.55	±0.95	±1.4
©	±0.3	±0.5	±0.8	±1.4	±2
SPECIFIED					MASS
					9
					杉山
					浦野
					06/02/28
					06/02/28
					82/08/13
					06/02/27

MATL. SPEC.	SEE TABLE	TREAT. & FIN.	SEE TABLE
NAME	△ L TYPE CONNECTOR		
	FEMALE TERMINAL		
PART NO. CH. CODE	7116-3250 ETC.		
DWG NO.	△7116-3250:R	SET DWG NO.	
YAZAKI CORPORATION			

1

2

3

