





Press-fit sockets for solderless mount into PCB.
For plated-thru-holes
Ø 1 (+0.09/-0.06) mm
Compliant pins

New press-fit receptacle with modified eye of the needle which eliminates damage to the plated-thru-holes



| Platings | Sleeve  | Clip  | Pin  |
|----------|--|--|---|
| 91 | 5 µm Sn Pb | 0.25 µm Au | |
| 93 | 5 µm Sn Pb | 0.75 µm Au | |
| 99 | 5 µm Sn Pb | 5 µm Sn Pb | |

Ordering information

For standard versions see table (order codes)

Option:

Platings 91, 93 and 99 available for all versions

Replace **xx** with requested plating code

(Older versions 146...012/013/019 please consult)

| No. of poles | Order Codes | | Insulator dimensions | Insulator dimensions | | |
|--------------|---------------------------------|---------------------------------|----------------------|----------------------|-------|------|
| | For PCB thickness 1.5 to 2.0 mm | For PCB thickness 2.1 to 3.2 mm | | A | B | C |
| | D = 2.80 mm | D = 3.80 mm | See page 44 | | | |
| 6 | 146-xx-306-41-036 | 146-xx-306-41-035 | Fig. 3 | 7.6 | 7.62 | 10.1 |
| 8 | 146-xx-308-41-036 | 146-xx-308-41-035 | Fig. 4 | 10.1 | 7.62 | 10.1 |
| 14 | 146-xx-314-41-036 | 146-xx-314-41-035 | Fig. 6 | 17.7 | 7.62 | 10.1 |
| 16 | 146-xx-316-41-036 | 146-xx-316-41-035 | Fig. 7 | 20.3 | 7.62 | 10.1 |
| 18 | 146-xx-318-41-036 | 146-xx-318-41-035 | Fig. 8 | 22.8 | 7.62 | 10.1 |
| 20 | 146-xx-320-41-036 | 146-xx-320-41-035 | Fig. 9 | 25.3 | 7.62 | 10.1 |
| 22 | 146-xx-422-41-036 | 146-xx-422-41-035 | Fig. 13 | 27.8 | 10.16 | 12.6 |
| 24 | 146-xx-624-41-036 | 146-xx-624-41-035 | Fig. 17 | 30.4 | 15.24 | 17.7 |
| 28 | 146-xx-628-41-036 | 146-xx-628-41-035 | Fig. 18 | 35.5 | 15.24 | 17.7 |
| 32 | 146-xx-632-41-036 | 146-xx-632-41-035 | Fig. 19 | 40.6 | 15.24 | 17.7 |
| 40 | 146-xx-640-41-036 | 146-xx-640-41-035 | Fig. 21 | 50.6 | 15.24 | 17.7 |