


EMG 22-DIO 7P

Order No.: 2950064

The illustration shows a combination of versions EMG 22-DIO 7 P, EMG 45-DIO14 P and EMG 90-DIO 32 P




<http://eshop.phoenixcontact.de/phoenix/treeViewClick.do?UID=2950064>

Diode module, for extension with 7 1N 4007 diodes, common cathode



Commercial data

GTIN (EAN)	 4 017918 083939
sales group	H100
Pack	10 pcs.
Customs tariff	85411000
Catalog page information	Page 664 (IF-2009)

Product notes

WEEE/RoHS-compliant since:
05/11/2006



<http://www.download.phoenixcontact.com>
Please note that the data given here has been taken from the online catalog. For comprehensive information and data, please refer to the user documentation. The General Terms and Conditions of Use apply to Internet downloads.

Technical data

General data

Diode type	1 N 4007
Max. operating voltage	250 V AC
Peak reverse voltage per diode	1300 V

Reverse current per diode	5 µA
Conducting state voltage per diode	Approx. 0.8 V
Conducting state current per diode	0.7 A (with single load) 0.5 A (with simultaneous loads)
Width	22.5 mm
Height	75 mm
Depth	55 mm
Ambient temperature (operation)	-20 °C ... 50 °C
Ambient temperature (storage/transport)	-40 °C ... 70 °C
Surge voltage category	III, basic insulation (as per EN 50178)
Mounting position	Any
Assembly instructions	In rows with zero spacing

Connection data

Conductor cross section solid min.	0.2 mm ²
Conductor cross section solid max.	4 mm ²
Conductor cross section stranded min.	0.2 mm ²
Conductor cross section stranded max.	2.5 mm ²
Conductor cross section AWG/kcmil min.	24
Conductor cross section AWG/kcmil max	12
Stripping length	8 mm
Screw thread	M3
Type of connection	Screw connection

Certificates / Approvals



Certification GOST

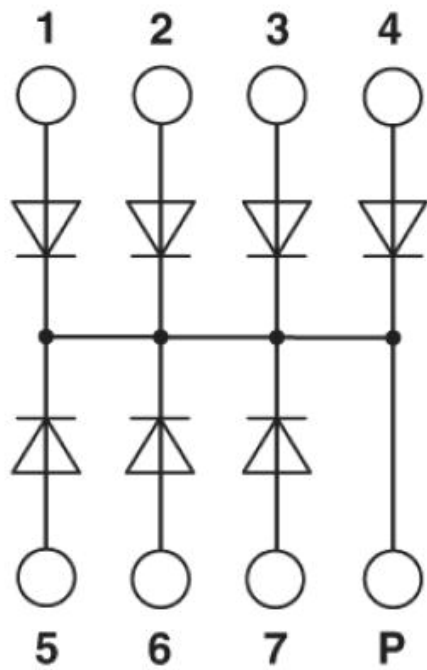
Accessories

Item	Designation	Description
2947035	EMG-GKS 12	Equipment marker, width 12 mm

Marking

Diagrams/Drawings

Circuit diagram



Address

PHOENIX CONTACT Deutschland GmbH
Flachmarktstr. 8
32825 Blomberg, Germany
Phone +49 5235 3 12000
Fax +49 5235 3 41200
<http://www.phoenixcontact.de>



© 2011 Phoenix Contact
Technical modifications reserved;