MITSUBISHI Nch POWER MOSFET

FS3VS-9

HIGH-SPEED SWITCHING USE

FS3VS-9

- V_{DSS} 450V
- r_{DS} (ON) (MAX) 3.5Ω
- I_D 3A

OUTLINE DRAWING

Dimensions in mm

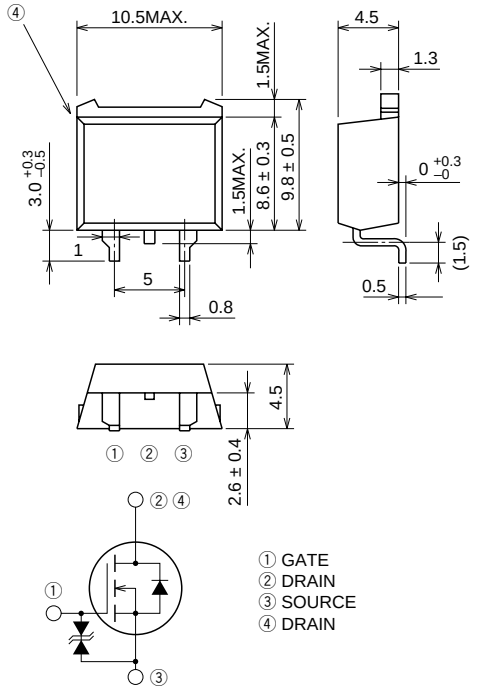

TO-220S

APPLICATION

SMPS, DC-DC Converter, battery charger, power supply of printer, copier, HDD, FDD, TV, VCR, personal computer etc.

MAXIMUM RATINGS (T_c = 25°C)

Symbol	Parameter	Conditions	Ratings	Unit
V_{DSS}	Drain-source voltage	V_{GS} = 0V	450	V
V_{GSS}	Gate-source voltage	V_{DS} = 0V	±30	V
I_D	Drain current		3	A
I_{DM}	Drain current (Pulsed)		9	A
P_D	Maximum power dissipation		60	W
T_{ch}	Channel temperature		–55 ~ +150	°C
T_{stg}	Storage temperature		–55 ~ +150	°C
—	Weight	Typical value	1.2	g

ELECTRICAL CHARACTERISTICS (Tch = 25°C)

Symbol	Parameter	Test conditions	Limits			Unit
			Min.	Typ.	Max.	
$V_{(BR)DSS}$	Drain-source breakdown voltage	I_D = 1mA, V_{GS} = 0V	450	—	—	V
$V_{(BR)GSS}$	Gate-source breakdown voltage	I_G = ±100μA, V_{DS} = 0V	±30	—	—	V
I_{GSS}	Gate-source leakage current	V_{GS} = ±25V, V_{DS} = 0V	—	—	±10	μA
I_{DSS}	Drain-source leakage current	V_{DS} = 450V, V_{GS} = 0V	—	—	1	mA
$V_{GS(th)}$	Gate-source threshold voltage	I_D = 1mA, V_{DS} = 10V	2	3	4	V
$r_{DS(ON)}$	Drain-source on-state resistance	I_D = 1A, V_{GS} = 10V	—	2.7	3.5	Ω
$V_{DS(ON)}$	Drain-source on-state voltage	I_D = 1A, V_{GS} = 10V	—	2.7	3.5	V
$\lvert y_{fs} \rvert$	Forward transfer admittance	I_D = 1A, V_{DS} = 10V	1.0	1.5	—	S
C_{iss}	Input capacitance	V_{DS} = 25V, V_{GS} = 0V, f = 1MHz	—	300	—	pF
C_{oss}	Output capacitance		—	35	—	pF
C_{rss}	Reverse transfer capacitance		—	6	—	pF
$t_{d(on)}$	Turn-on delay time	V_{DD} = 200V, I_D = 1A, V_{GS} = 10V, R_{GEN} = R_{GS} = 50Ω	—	13	—	ns
t_r	Rise time		—	10	—	ns
$t_{d(off)}$	Turn-off delay time		—	30	—	ns
t_f	Fall time		—	30	—	ns
V_{SD}	Source-drain voltage	I_S = 1A, V_{GS} = 0V	—	1.5	2.0	V
$R_{th(ch-c)}$	Thermal resistance	Channel to case	—	—	2.08	°C/W

PERFORMANCE CURVES

POWER DISSIPATION DERATING CURVE

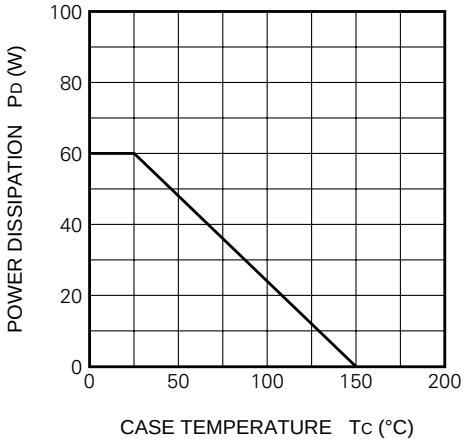

MAXIMUM SAFE OPERATING AREA

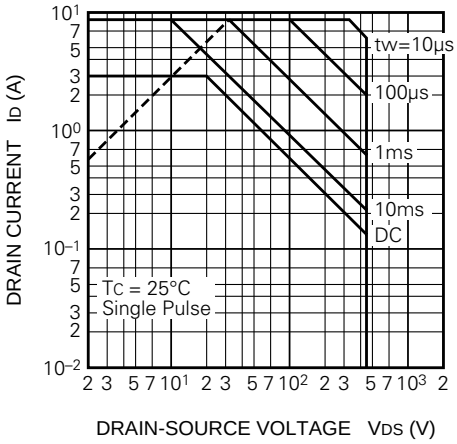

OUTPUT CHARACTERISTICS (TYPICAL)

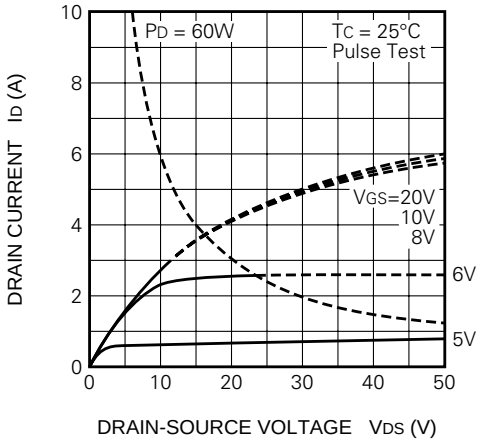

OUTPUT CHARACTERISTICS (TYPICAL)

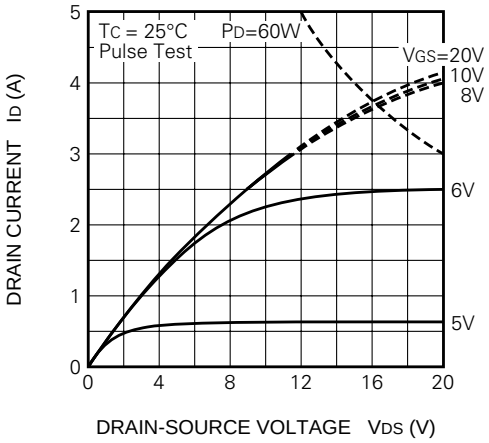

ON-STATE VOLTAGE VS. GATE-SOURCE VOLTAGE (TYPICAL)

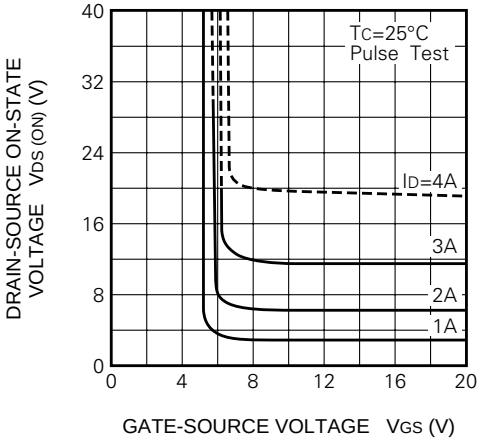

ON-STATE RESISTANCE VS. DRAIN CURRENT (TYPICAL)

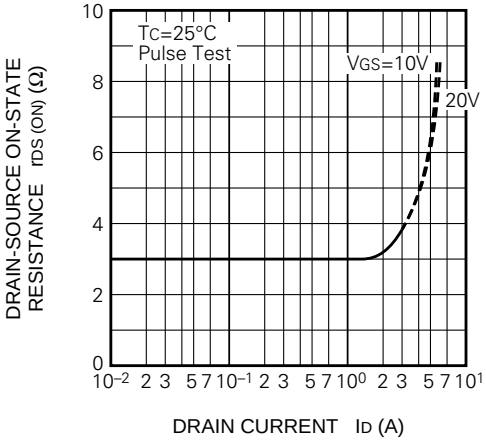

TRANSFER CHARACTERISTICS (TYPICAL)

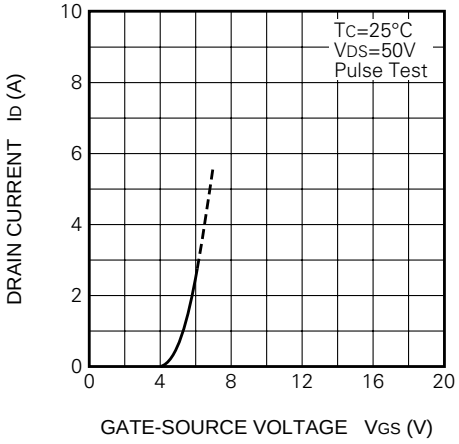

FORWARD TRANSFER ADMITTANCE VS.DRAIN CURRENT (TYPICAL)

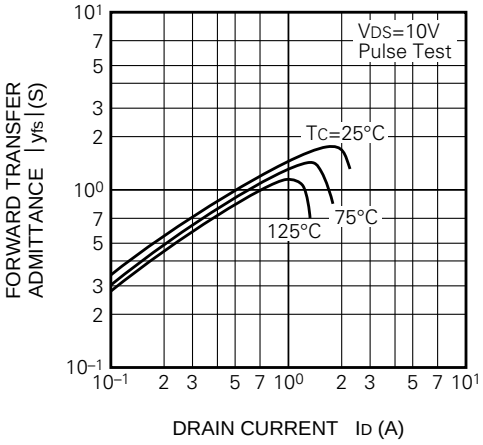

CAPACITANCE VS. DRAIN-SOURCE VOLTAGE (TYPICAL)

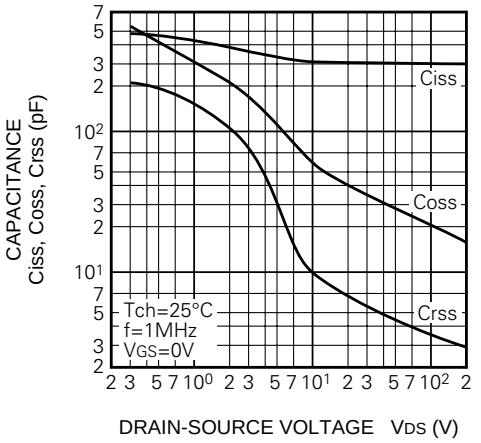

SWITCHING CHARACTERISTICS (TYPICAL)

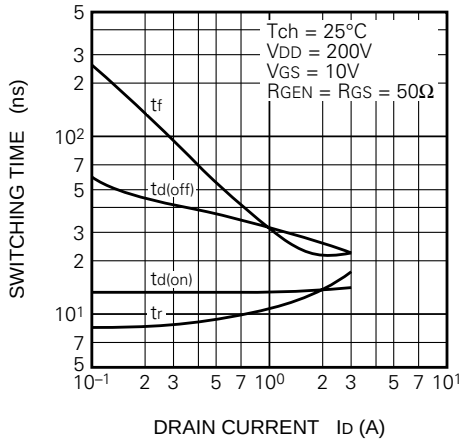

GATE-SOURCE VOLTAGE VS.GATE CHARGE (TYPICAL)

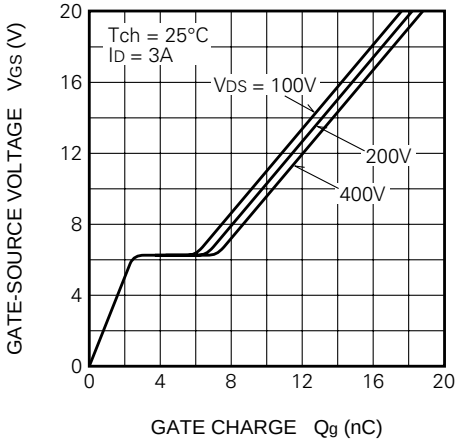

SOURCE-DRAIN DIODE FORWARD CHARACTERISTICS (TYPICAL)

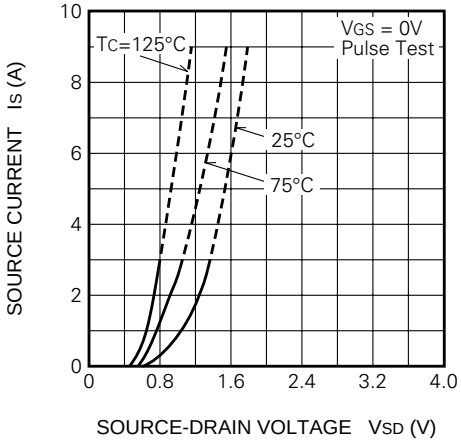

ON-STATE RESISTANCE VS. CHANNEL TEMPERATURE (TYPICAL)

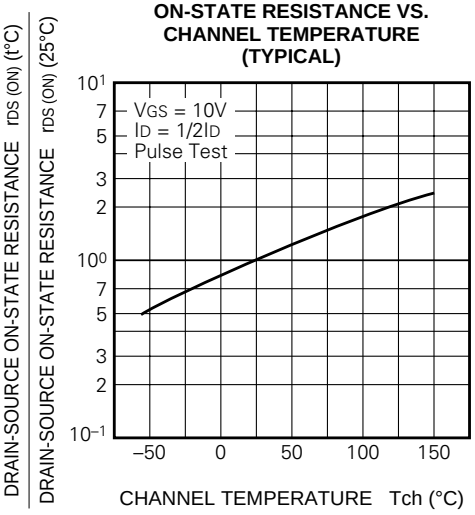

THRESHOLD VOLTAGE VS. CHANNEL TEMPERATURE (TYPICAL)

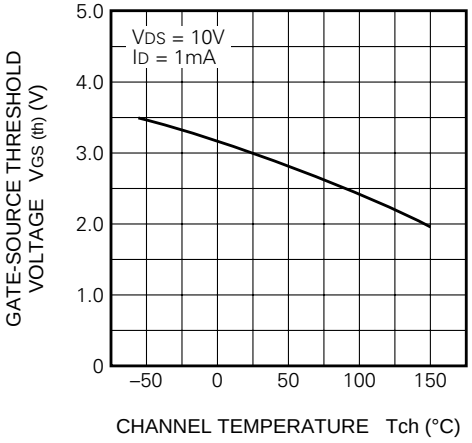

BREAKDOWN VOLTAGE VS. CHANNEL TEMPERATURE (TYPICAL)

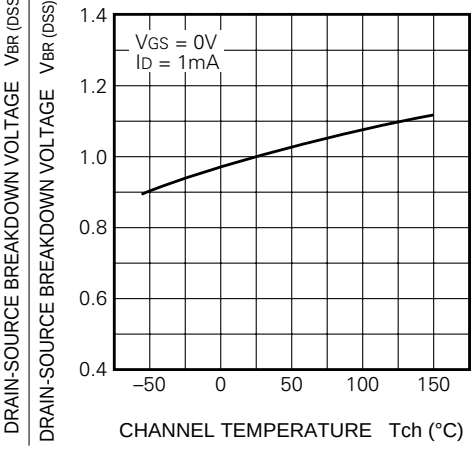
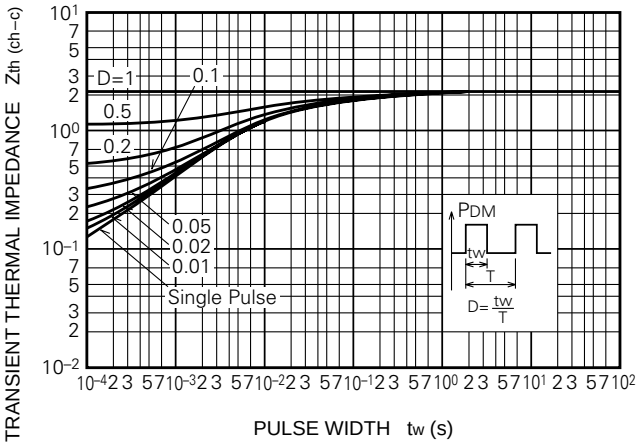
TRANSIENT THERMAL IMPEDANCE CHARACTERISTICS