



Part Number	Package	Application	Last Modified
862-RF463.5M-B	3.0 x 3.0 SMD	CDMA450(H-Band)	Mar. 2 2007

TYPE :
CDMA450, Balanced RF-Rx SAW Filter (H-Band)



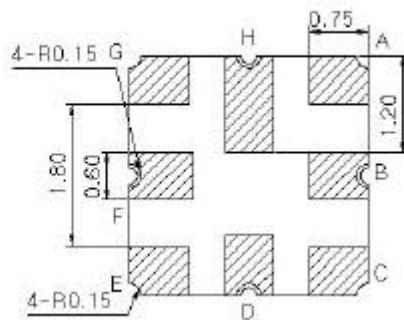
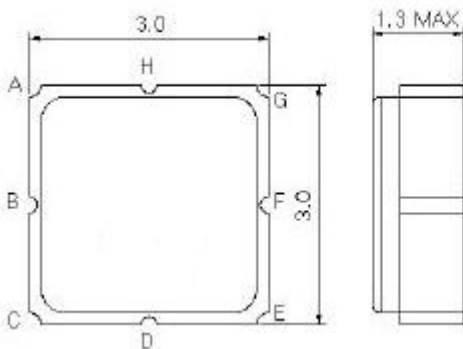
PART NUMBER :
862-RF463.5M-B

OPERATING CONDITIONS / ELECTRICAL CHARACTERISTICS

PARAMETERS	Condition	Minimum	Typical	Maximum	Units
Center Frequency (Fo)	-	-	463.5	-	MHz
Maximum Insertion Loss	461.3~ 465.8 MHz	-	2.2	4.5	dB
Stop Band Attenuation:	0.3~ 451.3 MHz	40	55	-	dB
	451.3~ 455.8MHz	35	50	-	
	485.0~ 507.5MHz	40	50	-	
	507.5~ 1200.0 MHz	40	55	-	
	1200~ 2000.0 MHz	35	50	-	
Source Impedance (single ended)*	-	-	50	-	ohm
Load Impedance (balanced ended)*	-	-	100	-	ohm
VSWR	461.3~ 465.8 MHz	-	2.1	2.5	-
Maximum Input Power	-	-	-	27	dBm
Operating Temperature	-	-30	-	+80	°C

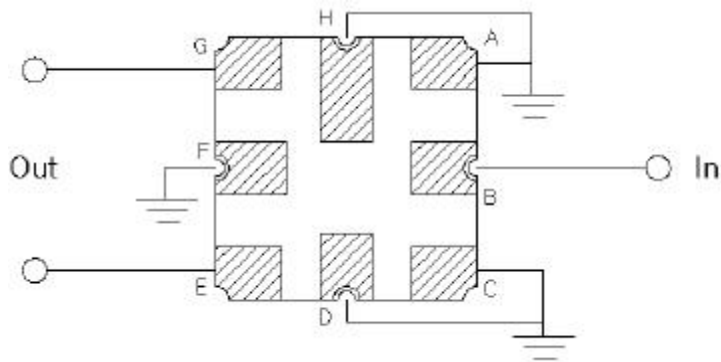
* No Matching Network

PACKAGE OUTLINE (mm)



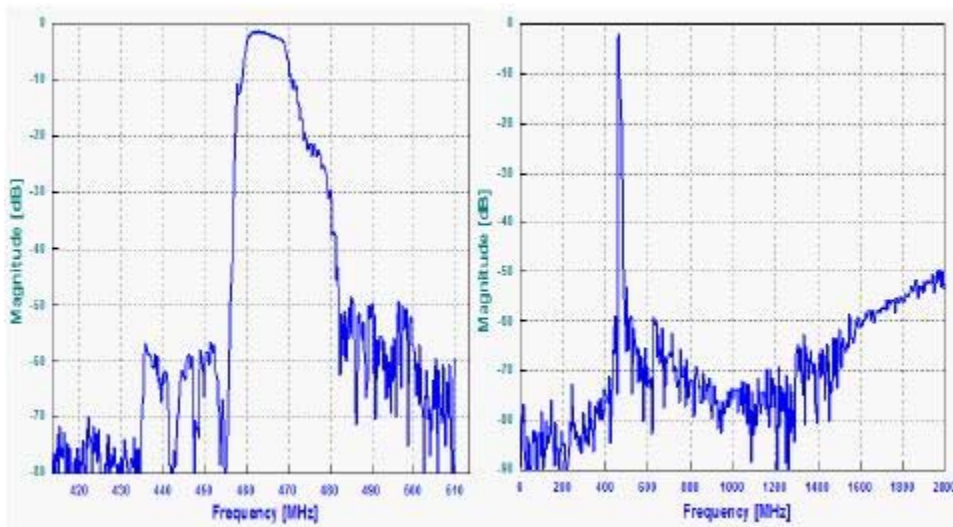
PIN LAYOUT	
A	Ground
B	In
C	Ground
D	Ground
E	Out
F	Ground
G	Out
H	Ground

TEST FIXTURE

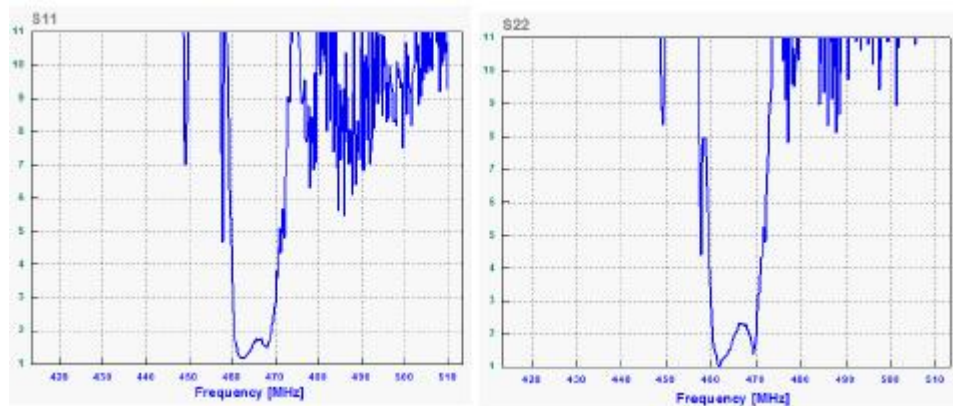


Load Impedance = 100 ohms
 Source Impedance = 50 ohms

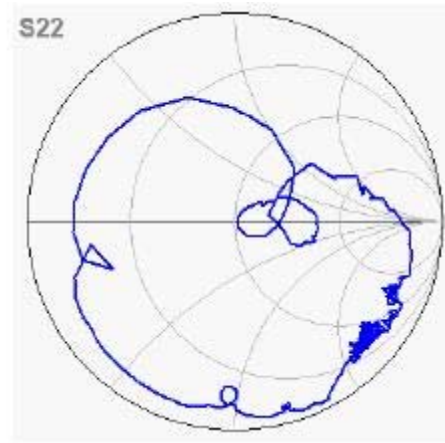
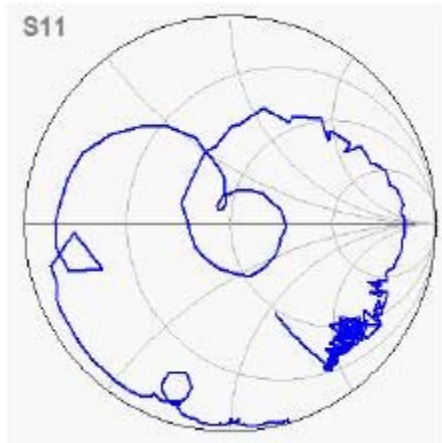
FREQUENCY RESPONSE



VSWR



SMITH CHART



Oscilent Corporation - CALL **949.252.0522**
18195 East McDurrnott Street , Building D , Irvine , CA 92614 , USA
Fax: 949.252.0599 , E-Mail: Sales@Oscilent.com

Part No.: 862-RF463.5M-B