

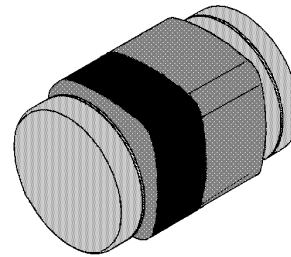
ZMC1 ... ZMC200

SILICON PLANAR ZENER DIODES

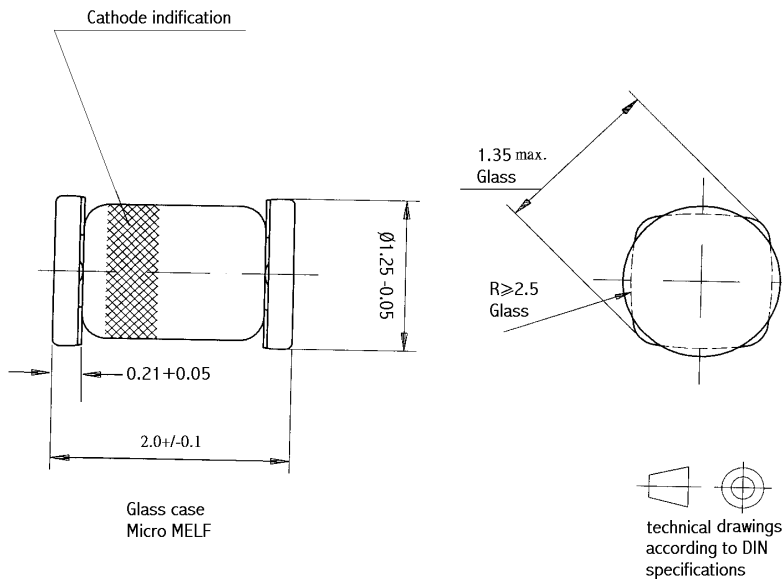
Features

- Fits onto SOD-323 / SOT-23 footprints
- Micro Melf package

LS-31



Dimensions in mm



Absolute Maximum Ratings ($T_a = 25\text{ }^\circ\text{C}$)

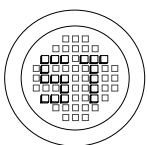
Parameter	Symbol	Value	Unit
Power Dissipation	P_{tot}	500 ¹⁾	mW
Junction Temperature	T_j	175	$^\circ\text{C}$
Storage Temperature Range	T_s	- 55 to + 175	$^\circ\text{C}$

¹⁾ Valid provided that electrodes are kept at ambient temperature.

Characteristics at $T_{\text{amb}} = 25\text{ }^\circ\text{C}$

Parameter	Symbol	Max.	Unit
Thermal Resistance Junction to Ambient Air	R_{thA}	0.3 ¹⁾	K/mW

¹⁾ Valid provided that electrodes are kept at ambient temperature.



®

SEMTECH ELECTRONICS LTD.

(Subsidiary of Semtech International Holdings Limited, a company listed on the Hong Kong Stock Exchange, Stock Code: 724)



ISO/TS 16949 : 2002 Certificate No. 05103
 ISO 14001:2004 Certificate No. 7116
 ISO 9001:2000 Certificate No. 0506098

Dated : 08/05/2006

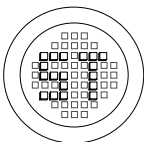
ZMC1 ... ZMC200

Type	Zener Voltage Range ¹⁾			Dynamic Resistance			Reverse Leakage Current			Temp. Coefficient of Zener Voltage
	V _{Znom} V	I _{ZT} mA	for V _{ZT} ²⁾ V	r _{zT} Ω	r _{zK} Ω	at I _{ZK} mA	T _a = 25 °C μA	T _a = 125 °C μA	I _R at V _R V	TK _{VZ} %/K
ZMC1 ³⁾	0.75	5	0.7...0.8	< 8	< 50	1	--	--	--	-0.26...-0.23
ZMC2V0	2.0	5	1.80...2.15	< 85	< 600	1	< 100	< 200	1	-0.09...-0.06
ZMC2V2	2.2	5	2.08...2.33	< 85	< 600	1	< 75	< 160	1	-0.09...-0.06
ZMC2V4	2.4	5	2.28...2.56	< 85	< 600	1	< 50	< 100	1	-0.09...-0.06
ZMC2V7	2.7	5	2.5...2.9	< 85	< 600	1	< 10	< 50	1	-0.09...-0.06
ZMC3V0	3.0	5	2.8...3.2	< 85	< 600	1	< 4	< 40	1	-0.08...-0.05
ZMC3V3	3.3	5	3.1...3.5	< 85	< 600	1	< 2	< 40	1	-0.08...-0.05
ZMC3V6	3.6	5	3.4...3.8	< 85	< 600	1	< 2	< 40	1	-0.08...-0.05
ZMC3V9	3.9	5	3.7...4.1	< 85	< 600	1	< 2	< 40	1	-0.08...-0.05
ZMC4V3	4.3	5	4.0...4.6	< 75	< 600	1	< 1	< 20	1	-0.06...-0.03
ZMC4V7	4.7	5	4.4...5.0	< 60	< 600	1	< 0.5	< 10	1	-0.05...+0.02
ZMC5V1	5.1	5	4.8...5.4	< 35	< 550	1	< 0.1	< 2	1	-0.02...+0.02
ZMC5V6	5.6	5	5.2...6.0	< 25	< 450	1	< 0.1	< 2	1	-0.05...+0.05
ZMC6V2	6.2	5	5.8...6.6	< 10	< 200	1	< 0.1	< 2	2	0.03...0.06
ZMC6V8	6.8	5	6.4...7.2	< 8	< 150	1	< 0.1	< 2	3	0.03...0.07
ZMC7V5	7.5	5	7.0...7.9	< 7	< 50	1	< 0.1	< 2	5	0.03...0.07
ZMC8V2	8.2	5	7.7...8.7	< 7	< 50	1	< 0.1	< 2	6.2	0.03...0.08
ZMC9V1	9.1	5	8.5...9.6	< 10	< 50	1	< 0.1	< 2	6.8	0.03...0.09
ZMC10	10	5	9.4...10.6	< 15	< 70	1	< 0.1	< 2	7.5	0.03...0.1
ZMC11	11	5	10.4...11.6	< 20	< 70	1	< 0.1	< 2	8.2	0.03...0.11
ZMC12	12	5	11.4...12.7	< 20	< 90	1	< 0.1	< 2	9.1	0.03...0.11
ZMC13	13	5	12.4...14.1	< 26	< 110	1	< 0.1	< 2	10	0.03...0.11
ZMC15	15	5	13.8...15.6	< 30	< 110	1	< 0.1	< 2	11	0.03...0.11
ZMC16	16	5	15.3...17.1	< 40	< 170	1	< 0.1	< 2	12	0.03...0.11
ZMC18	18	5	16.8...19.1	< 50	< 170	1	< 0.1	< 2	13	0.03...0.11
ZMC20	20	5	18.8...21.2	< 55	< 220	1	< 0.1	< 2	15	0.03...0.11
ZMC22	22	5	20.8...23.3	< 55	< 220	1	< 0.1	< 2	16	0.04...0.12
ZMC24	24	5	22.8...25.6	< 80	< 220	1	< 0.1	< 2	18	0.04...0.12
ZMC27	27	5	25.1...28.9	< 80	< 220	1	< 0.1	< 2	20	0.04...0.12
ZMC30	30	5	28...32	< 80	< 220	1	< 0.1	< 2	22	0.04...0.12
ZMC33	33	5	31...35	< 80	< 220	1	< 0.1	< 2	24	0.04...0.12
ZMC36	36	5	34...38	< 80	< 220	1	< 0.1	< 2	27	0.04...0.12
ZMC39	39	2.5	37...41	< 90	< 500	0.5	< 0.1	< 5	30	0.04...0.12
ZMC43	43	2.5	40...46	< 90	< 500	0.5	< 0.1	< 5	33	0.04...0.12
ZMC47	47	2.5	44...50	< 110	< 600	0.5	< 0.1	< 5	36	0.04...0.12
ZMC51	51	2.5	48...54	< 125	< 700	0.5	< 0.1	< 10	39	0.04...0.12
ZMC56	56	2.5	52...60	< 135	< 700	0.5	< 0.1	< 10	43	0.04...0.12
ZMC62	62	2.5	58...66	< 150	< 1000	0.5	< 0.1	< 10	47	0.04...0.12
ZMC68	68	2.5	64...72	< 200	< 1000	0.5	< 0.1	< 10	51	0.04...0.12
ZMC75	75	2.5	70...79	< 250	< 1000	0.5	< 0.1	< 10	56	0.04...0.12
ZMC82	82	2.5	77...87	< 300	< 1500	0.25	< 0.1	< 10	62	0.05...0.12
ZMC91	91	1	85...96	< 450	< 2000	0.1	< 0.1	< 10	68	0.05...0.12
ZMC100	100	1	94...106	< 450	< 5000	0.1	< 0.1	< 10	75	0.05...0.12
ZMC110	110	1	104...116	< 600	< 5000	0.1	< 0.1	< 10	82	0.05...0.12
ZMC120	120	1	114...127	< 800	< 5500	0.1	< 0.1	< 10	91	0.05...0.12
ZMC130	130	1	124...141	< 950	< 6000	0.1	< 0.1	< 10	100	0.05...0.12
ZMC150	150	1	138...156	< 1250	< 6500	0.1	< 0.1	< 10	110	0.05...0.12
ZMC160	160	1	153...171	< 1400	< 7000	0.1	< 0.1	< 10	120	0.05...0.12
ZMC180	180	1	168...191	< 1700	< 8500	0.1	< 0.1	< 10	130	0.05...0.12
ZMC200	200	1	188...212	< 2000	< 10000	0.1	< 0.1	< 10	150	0.05...0.12

¹⁾ Tested with pulse t_p = 20 ms.

²⁾ Valid provided that electrodes are kept at ambient temperature.

³⁾ The ZMC1 is a silicon diode with operation in forward direction. Hence, the index of all parameters should be "F" instead of "Z". Connect the cathode electrode to the negative pole.



SEMTECH ELECTRONICS LTD.

(Subsidiary of Semtech International Holdings Limited, a company listed on the Hong Kong Stock Exchange, Stock Code: 724)



Dated : 08/05/2006