

Features

- Wide 2 : 1 Input Voltage Range(9~18V,18~36V,36~75V)
- High Efficiency up to 91%
- Remote On/Off
- Input / Output Isolation Voltage: 1.5kVdc
- Operating Temperature Range: -40°C to +85°C
- Output Short Circuit Protection:
Hiccup, continuous & Auto Recovery
- Over Temperature Protection
- Shielded Metal Case with Insulated Baseplate
- Customer Design Available
- Optional Heat-sink



Description

The BUC30 Series are isolated 30W DC/DC converters. Designed with highly efficiency, allow the operating temperature range of these units to be -40°C to +85°C (with derating) in a 50.8×25.4×10.2mm shielded metal case. Further features include wide 2 : 1 input voltage range, remote on/off control, trimmable output, short-circuit protection, over voltage protection and over temperature protection.

Applications

These converters are well suitable for battery operated equipment, measurement equipment, telecom, wireless network, Industry control system, everywhere where isolated, tightly regulated voltages and compact size are required.

Technical Specification

All specifications are typical at nominal input, full load and 25°C unless otherwise stated.

Model Number	Input Voltage Range	Output Voltage (Vdc)	Output Current (mA)		Input Current (mA)		Eff. ⁽²⁾ (%)	Capacitive Load, max. ⁽³⁾ (uF)
			Min. Load ⁽¹⁾	Full. Load	No Load	Full Load		
BUC30-12S7	9~18V Nominal:12Vdc	1.5	0	8500	85	1476	78	56000
BUC30-12S9		2.5	0	8000	75	2137	82	47000
BUC30-12S0		3.3	0	7500	100	2611	83	47000
BUC30-12S1		5.1	0	6000	150	3148	85	33000
BUC30-12S2		12	50	2500	70	3012	87	4700
BUC30-12S3		15	150	2000	30	3012	87	3300
BUC30-12D1		±5	0	±3000	130	3012	87	10000
BUC30-12D2		±12	20	±1250	120	3012	87	2200
BUC30-12D3		±15	100	±1000	100	2976	88	1800
BUC30-24S7	18~36V Nominal:24Vdc	1.5	0	8500	35	699	80	56000
BUC30-24S9		2.5	0	8000	35	1029	85	47000
BUC30-24S0		3.3	0	7500	40	1242	87	47000
BUC30-24S1		5.1	0	6000	50	1500	89	33000
BUC30-24S2		12	50	2500	85	1453	90	4700
BUC30-24S3		15	20	2000	80	1453	90	3300
BUC30-24D1		±5	0	±3000	50	1453	90	10000
BUC30-24D2		±12	50	±1250	50	1453	90	2200
BUC30-24D3		±15	0	±1000	50	1453	90	1800
BUC30-48S7	36~75V Nominal:48Vdc	1.5	0	8500	20	345	81	56000
BUC30-48S9		2.5	0	8000	15	508	86	47000
BUC30-48S0		3.3	0	7500	20	614	88	47000
BUC30-48S1		5.1	0	6000	25	741	90	33000
BUC30-48S2		12	150	2500	25	727	90	4700
BUC30-48S3		15	20	2000	25	718	91	3300
BUC30-48D1		±5	0	±3000	25	727	90	10000
BUC30-48D2		±12	0	±1250	25	718	91	2200
BUC30-48D3		±15	0	±1000	25	718	91	1800

Input Specifications

Input voltage	12V nominal input	9-18Vdc
	24V nominal input	18-36Vdc
	48V nominal input	36-75Vdc
Input filter		Pi type
Input surge voltage (100ms max.)	12V input	25Vdc
	24V input	50Vdc
	48V input	100Vdc
Input reflected ripple current	Nominal Vin and full load	120mA _{p-p} typ.
Start up time	Nominal Vin and constant resistive load	80ms typ.
Remote ON/OFF	Converter: ON	Open or $3.5V < V_r < 12V$
	Converter: OFF	Short ⁽⁴⁾ or $0V < V_r < 0.7V$
Sourcing current of remote control pin	Nominal Vin	< 0.2 mA
Idle input current (at Remote OFF state)	Nominal Vin	< 15 mA

Environmental Specifications

Operating ambient temperature	-40°C to +85°C (with derating)
Maximum case temperature	+100°C
Storage temperature range	-55°C to +105°C
Relative humidity	95% RH max.
Temperature coefficient	±0.02% / °C max.

Output Specifications

Output power	30 Watts max.	
Voltage accuracy	Full load and nominal Vin	±1%
Minimum load	See table	
Line regulation	LL to HL at full load	±0.2%
	25% load to full load	Single ±0.8%
Load Regulation	Balanced load	Dual ±0.5%
	Unbalanced load 25% to 100% full load	±3%
Ripple and Noise	20MHz bandwidth	85mV _{p-p} max.
	(Measured with a 1uF/50V MLCC)	(120mV _{p-p} for 12/15V _{out})
Over voltage protection (Zener Diode Clamp)	1.5V _{out} models	3V
	2.5V _{out} models	3.6V
	3.3V _{out} models	3.9V
	5V _{out} models	6.2V
	12V _{out} models	15V
15V _{out} models	18V	
Capacitive load	See table	
Over load protection	% of full load at nominal input	110% min.
Thermal shutdown	115°C typ.	

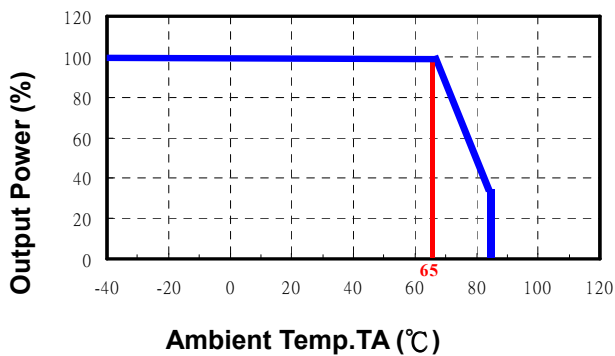
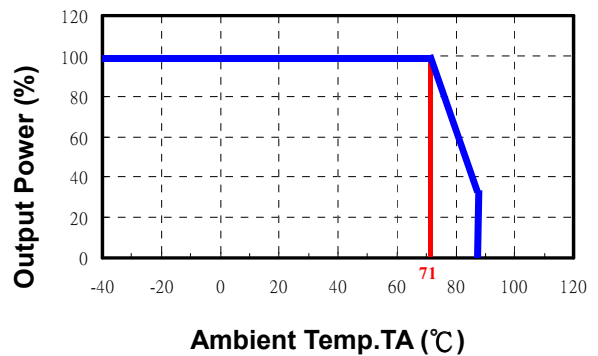
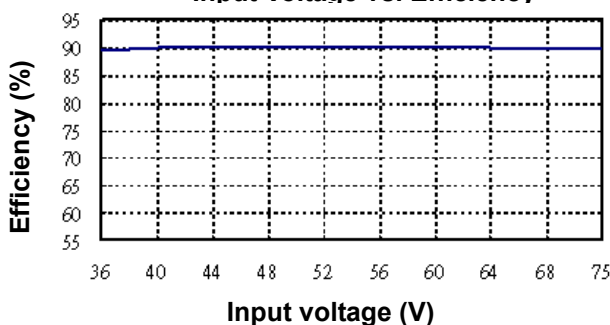
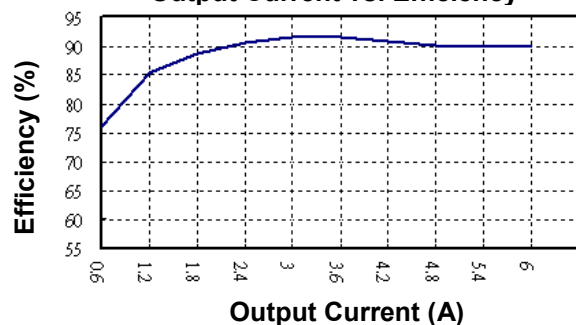
Short circuit protection	Hiccup, continuous(Auto Recovery)	
Transient response settling time	50% load step change	400µs typ (1.7ms for 1.5/2.5/3.3Vout)
Transient response over shoot	di/dt=0.8A/µs	≤ ±5% of Vo (≤ ±10% for 1.5/2.5/3.3Vout)

General Specifications

Efficiency	Nominal input	See table
Isolation voltage	Input to output	1500Vdc
Isolation resistance	500Vdc	10 ⁹ Ohms min.
Isolation capacitance		1200pF typ.
Switching frequency		300kHz typ.
Reliability, calculated MTBF		1.06 × 10 ⁶ Hrs

Physical Specifications

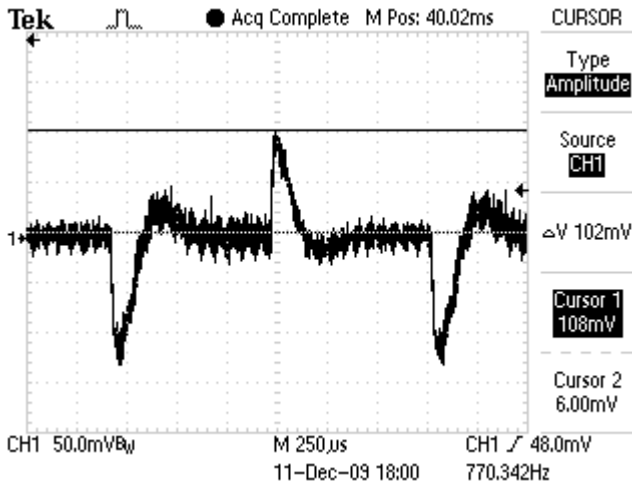
Case material	Nickel-coated copper
Base material	Non-conductive black plastic
Potting material	Silicon rubber (UL94 V-0)
Dimensions	2.0 × 1.0 × 0.4 Inch (50.8 × 25.4 × 10.2 mm)
Weight	32.0g (1.13oz) typ.

**BUC30 Series
Power Derating Curve without Heatsink⁽⁵⁾**

**BUC30 Series
Power Derating Curve with Heatsink⁽⁵⁾**

**BUC30-48S1
Input Voltage vs. Efficiency**

**BUC30-48S1
Output Current vs. Efficiency**




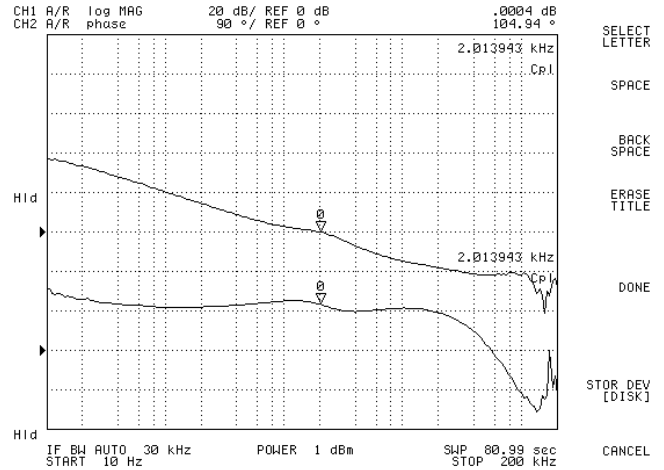
BUC30-48S1

Transient Response at 50%~100% Max Load



BUC30-48S1

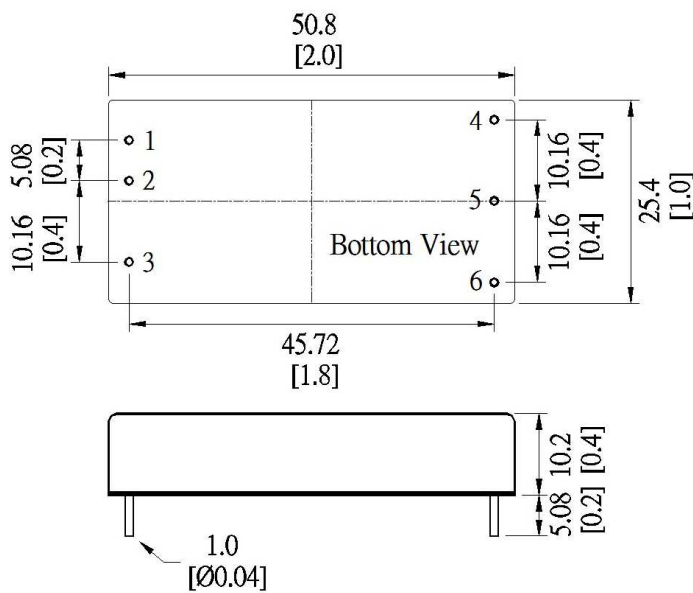
Loop Gain & Phase at Vi=48V, Full Load



Note

1. Io below this value will not damage these converters, however, they may not meet all listed specifications.
2. Typical value, tested at nominal input and full load.
3. For each output.
4. Short to -Vin (Pin 2).
5. Based on BUC30-48S1.

Mechanical Dimensions



Pin Assignment		
Pin	Single	Dual
1	+Vin	+Vin
2	-Vin	-Vin
3	Remote On/Off	
4	+Vout	+Vout
5	-Vout	Common
6	Trim	-Vout

Unit: mm [inch]
Tolerance: ±0.5 [0.02]

Heat-sink (Option)

Material: Aluminum

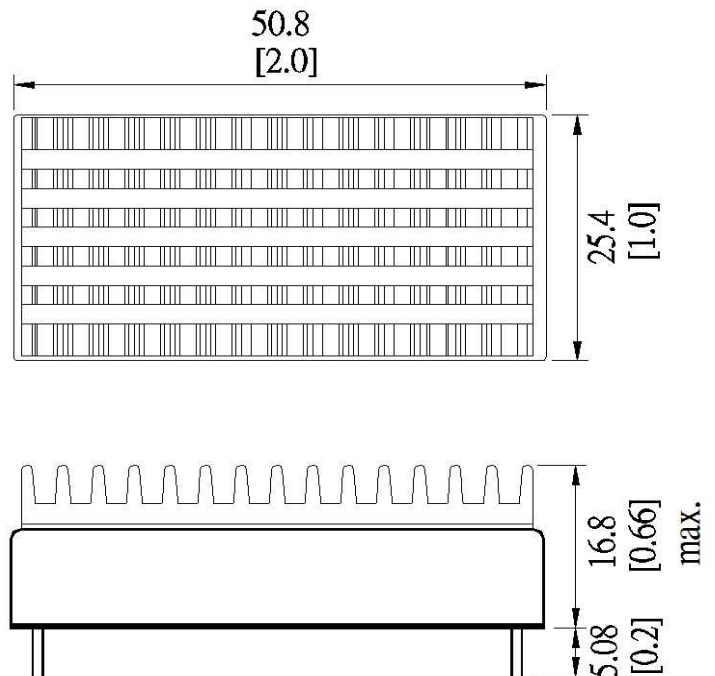
Weight: 10g (0.35oz)

Note:

The product label on converter has to be removed before mounting the heat-sink.

For volume orders, converters will be supplied with heat-sink already mounted. Please contact factory for quotation.

Separate heat-sinks are only available for prototypes and small quantity orders.



Specifications subject to change without notice.