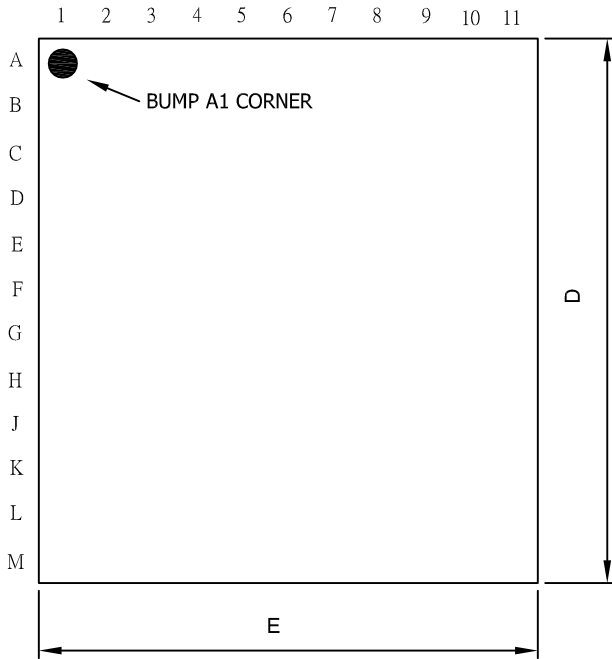
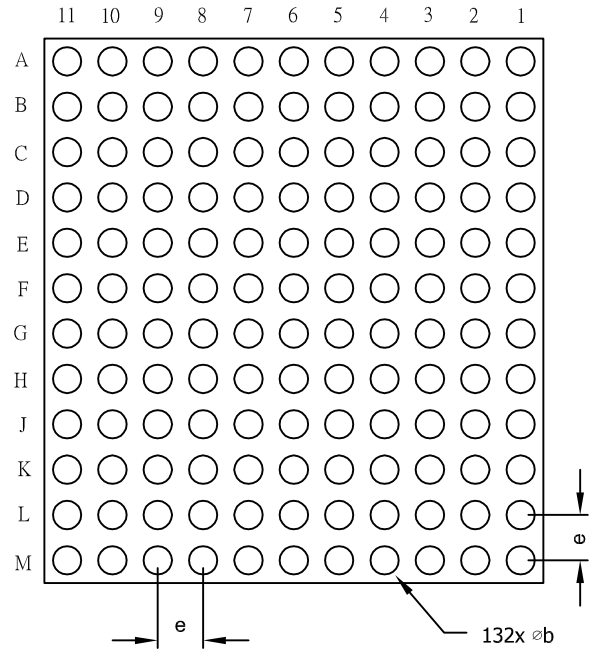


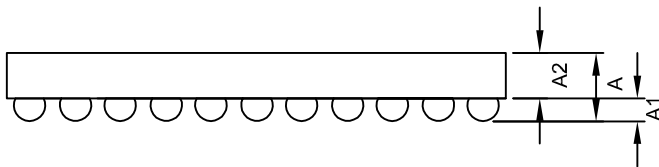
WLCSP11X12-132



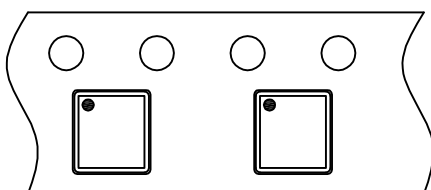
Top View



Bottom View



Symble	DIMENSION IN MM		
	MIN.	NOM.	MAX.
A	0.540	0.600	0.660
A1	0.170	0.200	0.230
A2	0.370	0.400	0.430
D	4.720	4.760	4.800
E	4.320	4.360	4.400
b	0.230	0.260	0.290
e	0.40 BSC		



Feed Direction

Taping Specification

PACKAGE	Q'TY/REEL
WLCSP11X12-132	3,000ea