



LC Sine Wave Filter for Motor Drives



- | Smooth sine wave without voltage peaks
- | Perfect motor protection
- | Reduce bearing currents
- | Motor frequency up to 200 Hz
- | Extended motor cable length capability



Performance indicators



Technical specifications

Nominal operating voltage	3x 500 VAC ±10%
Motor frequency	70 Hz (up to 200Hz with derating (see graph))
Switching frequency	See filter selection table
Rated currents	4.5 to 1200 A @ 45 °C max.
Motor cable length	Up to 2,000 m (see graph)
Impedance (uk)	8 to 10% @ 400 V, 50 Hz and rated current
Residual ripple voltage	<5%
High potential test voltage	P → E 3000 VAC, 1 minute P → P 2500 VAC, 1 minute
Protection category	IP00 (FN 5040) IP20 (FN 5045)
Overload capability	1.5x rated current for 1 minute, once per hour
Temperature range (operation and storage)	- 25 °C to +70 °C (25/070/21)
Acoustic noise level	<70 dB(A) @ 1 m
Insulation class	EIS 200
Flammability corresponding to	UL 94 V-2 or better
Design corresponding to	IEC 61558-2-20
Environmental reliability	IEC 60068-2-1
Approvals	UL 508 pending
Declaration of conformity	CE / LVD
MTBF 1	>100,000 hours

Approvals



UL508C up to 260 A. For use with AC or DC drives (power conversion equipment) only

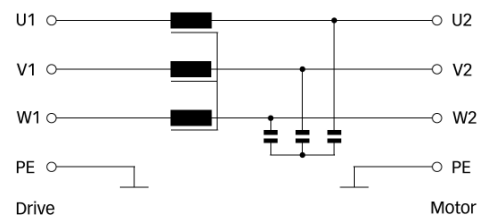
Features and benefits

- | Converts the rectangular PWM output voltage of motor drives into a smooth sine wave with low residual ripple
- | Elimination of premature motor damage caused by high dv/dt, overvoltages, cable ringing, motor overheating, and eddy current losses
- | Improves bearing life time because of bearing currents caused by circulating currents
- | Complies with IEC 60034-17* and NEMA-MG1 requirements for general purpose motors
- | Optional with NEMA 1 protective cover



Typical applications

- | HVAC applications
- | Pumps
- | Ventilators
- | Conveyors
- | Compressors
- | Elevators
- | Cranes
- | Medium voltage applications, deployed in front of the step-up transformer
- | Retrofit installations with motor drives
- | Motor drive with long motor cable
- | Motor drive with multiple motors in parallel

Typical electrical schematic



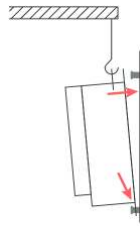
Filter selection table

Filter	Rated current @ 45 °C/50 Hz	Rated current @ 45 °C/100 Hz	Typical motor drive rating	Nominal	Nominal	Capacitance connection	Min. switching frequency	Typical power loss	Input/Output		Weight
	[A]	[A]		inductance	capacitance				connections	connections	
			[kW]	[mH]	[µF]		[kHz]	[W]			[kg]
FN 5040-4.5-82	4.5	4.05	1.1/1.5	13	2.2	Y	4	65	-82		3.3
FN 5040-8-82	8	7.2	2.2/3	6.9	4.7	Y	4	80	-82		4.6
FN 5040-10-83	10	9	4	5.2	6.8	Y	4	90	-83		6.1
FN 5040-17-83	17	15.3	5.5/7.5	3.1	10	Y	4	115	-83		7.8
FN 5040-24-84	24	21.6	11	2.4	10	Y	4	150	-84		14.4
FN 5040-38-84	38	34.2	15/18.5	1.6	10	Y	4	170	-84		25.0
FN 5040-48-85	48	43.2	22	1.1	14.7	Y	4	260	-85		33.0
FN 5040-62-86	62	55.8	30	0.85	30	Y	3	280	-85		36.0
FN 5040-75-87	75	67.5	37	0.75	30	Y	3	330	-87		42.0
FN 5040-115-87	115	103.5	45/55	0.5	20	Δ	3	500	-87		68.0
FN 5040-180-99	180	162	75/90	0.3	33	Δ	3	680		-99	86.0
FN 5040-260-99	260	234	110/132	0.2	47	Δ	3	880		-99	125.0
FN 5040-410-99	410	369	160/200	0.13	66	Δ	3	1100		-99	184.0
FN 5040-480-99	480	432	250	0.11	94	Δ	3	1350		-99	235.0
FN 5040-660-99	660	594	315/355	0.14	141	Δ	2	2000		-99	310.0
FN 5040-750-99	750	675	400	0.12	165	Δ	2	2800		-99	470.0
FN 5040-880-99	880	792	400/500	0.11	188	Δ	2	3400		-99	640.0
FN 5040-1200-99	1200	1080	560/630	0.075	282	Δ	2	3800		-99	680.0
FN 5045-4.5-44	4.5	4.05	1.1/1.5	13	2.2	Y	4	65	-44		4.1
FN 5045-8-44	8	7.2	2.2/3	6.9	4.7	Y	4	80	-44		5.4
FN 5045-10-44	10	9	4	5.2	6.8	Y	4	90	-44		6.9
FN 5045-17-33	17	15.3	5.5/7.5	3.1	10	Y	4	115	-33		9.0
FN 5045-24-33	24	21.6	11	2.4	10	Y	4	150	-33		15.6
FN 5045-38-33	38	34.2	15/18.5	1.6	10	Y	4	170	-33		18.9
FN 5045-48-34	48	43.2	22	1.1	14.7	Y	4	260	-34		35.8
FN 5045-62-34	62	55.8	30	0.85	30	Y	3	280	-34		37.8
FN 5045-75-35	75	67.5	37	0.75	30	Y	3	330	-35		60.0
FN 5045-115-35	115	103.5	45/55	0.5	20	Δ	3	500	-35		70.0
FN 5045-180-99	180	162	75/90	0.3	33	Δ	3	680		-99	92.0
FN 5045-260-99	260	234	110/132	0.2	47	Δ	3	880		-99	131.0
FN 5045-410-99	410	369	160/200	0.13	66	Δ	3	1100		-99	198.0
FN 5045-480-99	480	432	250	0.11	94	Δ	3	1350		-99	243.0
FN 5045-660-99	660	594	315/355	0.14	141	Δ	2	2000		-99	425.0
FN 5045-750-99	750	675	400	0.12	165	Δ	2	2800		-99	482.0
FN 5045-880-99	880	792	400/500	0.11	188	Δ	2	3400		-99	652.0
FN 5045-1200-99	1200	1080	560/630	0.075	282	Δ	2	3800		-99	692.0

Installation

Filter placement

Lift the filter with appropriate crane using lifting eye bolts – smaller types may be lifted manually by two persons (no lifting eye bolt applicable).



Wiring and connection

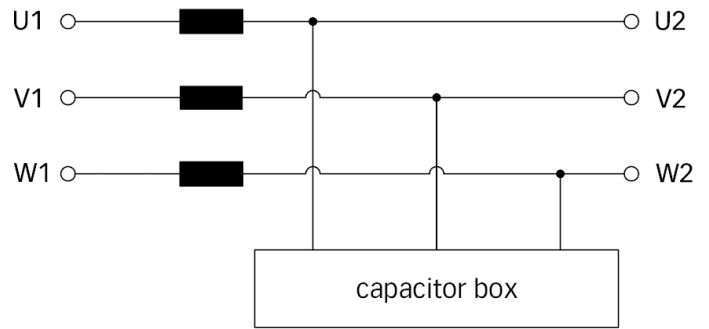

The filter rating has to be compatible with the inverter to which it is to be connected. All inverter manufacturer installation and safety instructions must be fulfilled. The typical block schematic is shown for a motor load but the load can be also multiple motors or a transformer. Inverter and load cable selection/placement should be in accordance with all local electrical standards and regulations. Filters with separate capacitor bank must be connected as follows:

Required settings

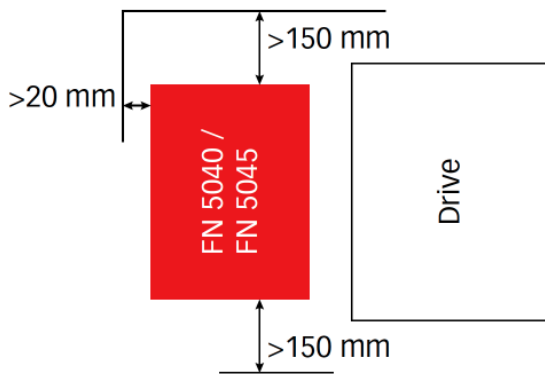
Ensure the drive's switching frequency is set to the required minimum switching frequency (see filter selection table). Higher frequencies are allowed. The mode of operation must be "scalar" (V/Hz). Check the inverter manual whether special settings are necessary. In any doubt contact the inverter manufacturer.

CAUTION: If the inverter settings are not in accordance the filter may be damaged.

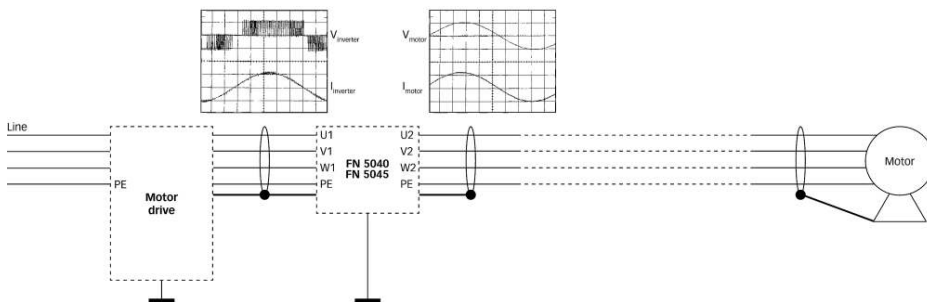
Never attempt to handle the filter with a forklift!



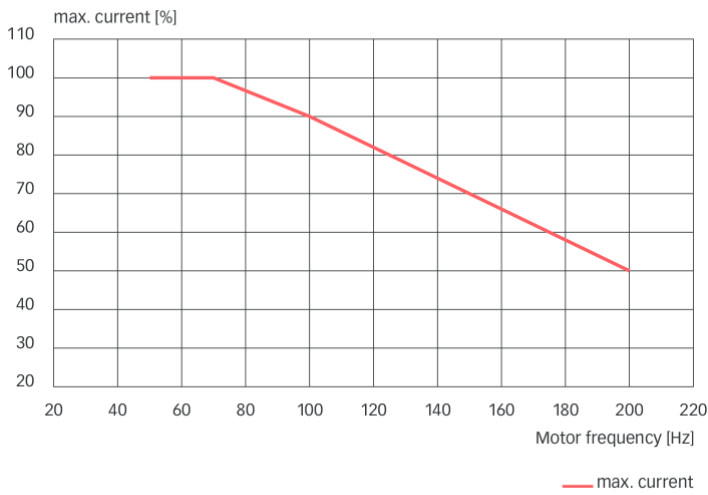
In order to ensure sufficient air flow, keep a distance of 150 mm above and below the filter to walls or other components. A 20 mm distance on either side is recommended.



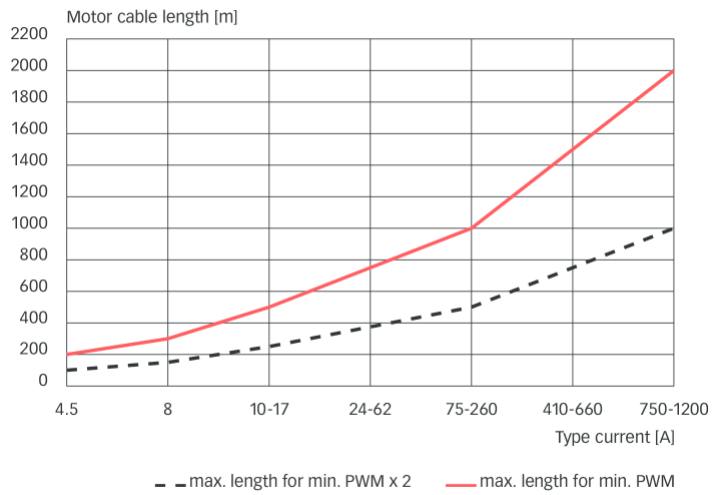
Typical block schematic



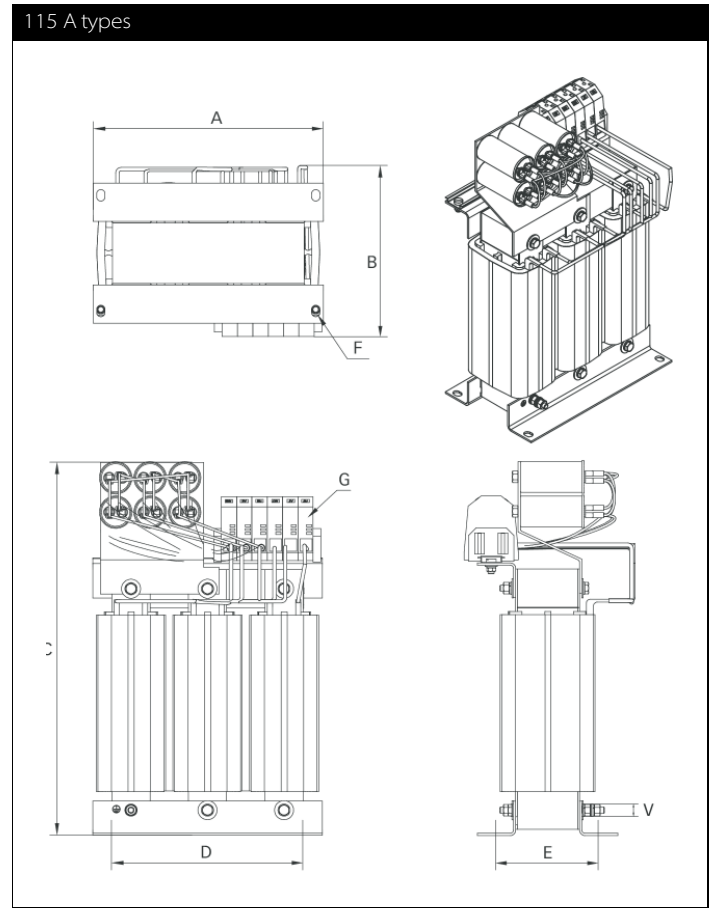
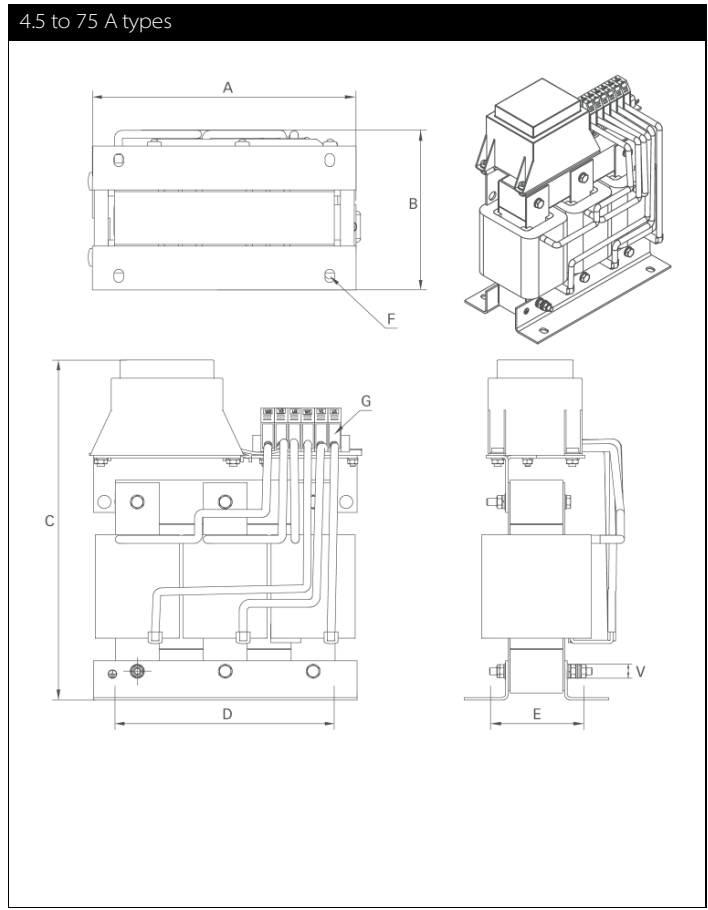
Motor frequency derating

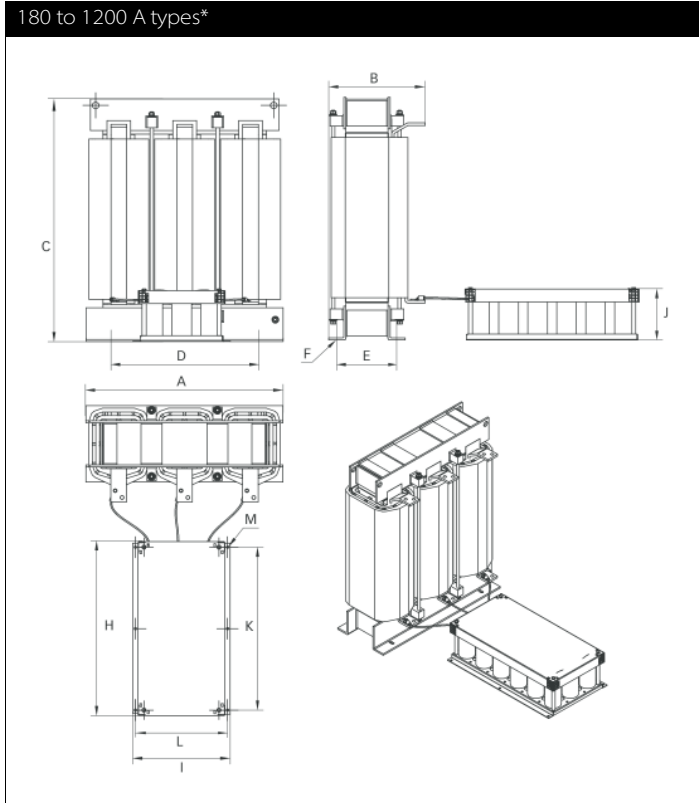


Max. motor cable length



Mechanical data FN 5040





Cable length of capacitor box:
 180 to 410 A = 1000 mm
 480A to 1200 A = 1500 mm

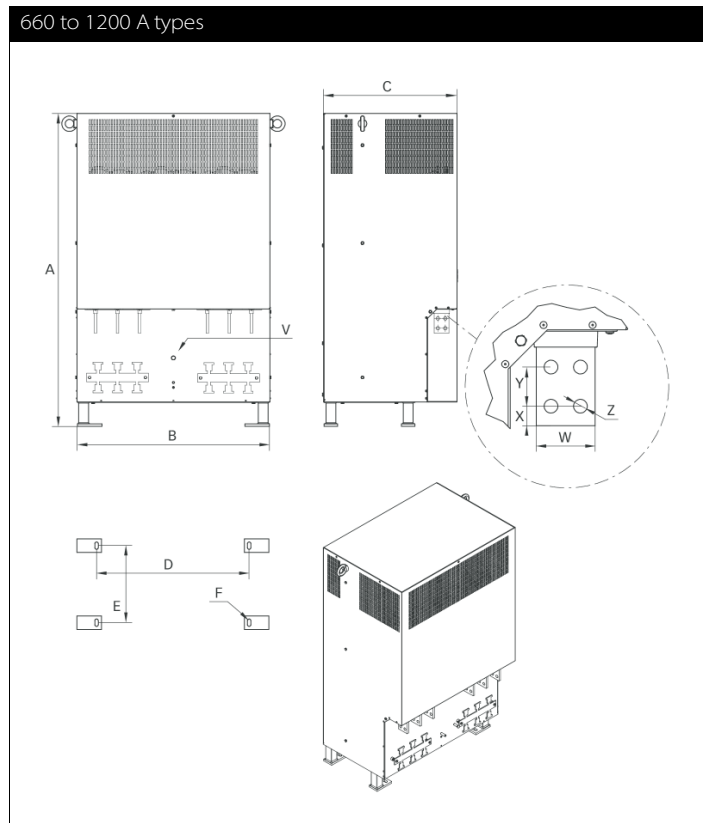
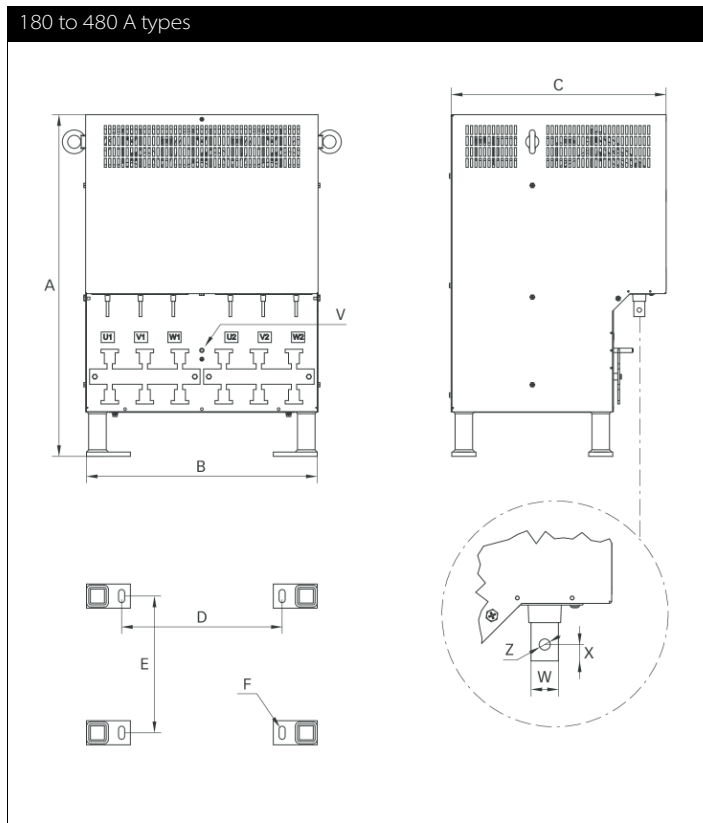
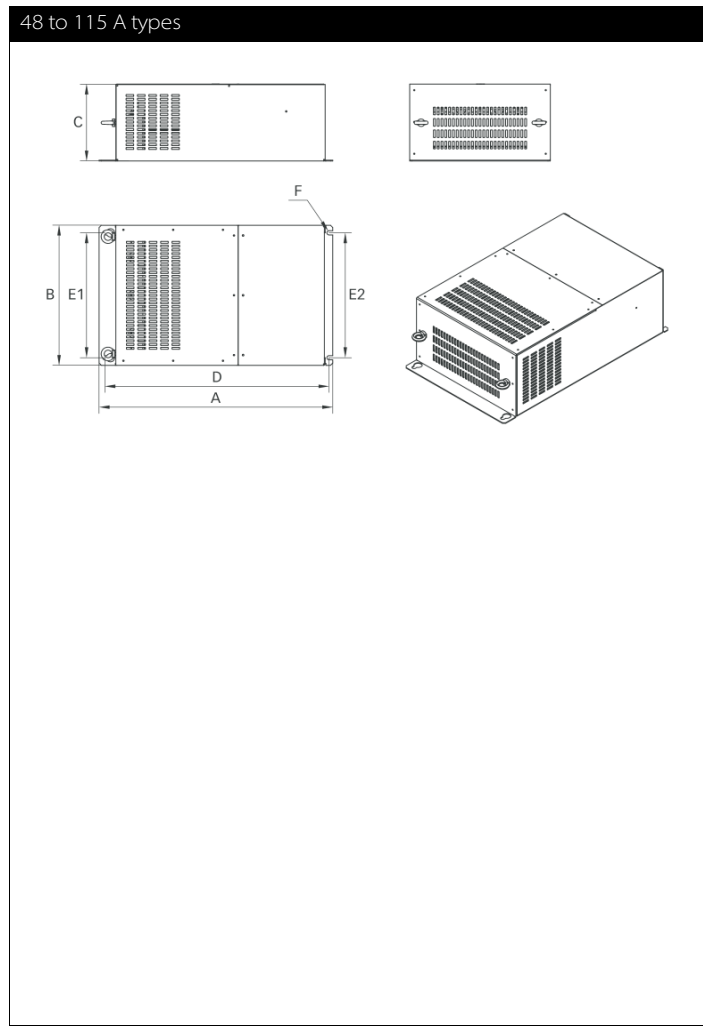
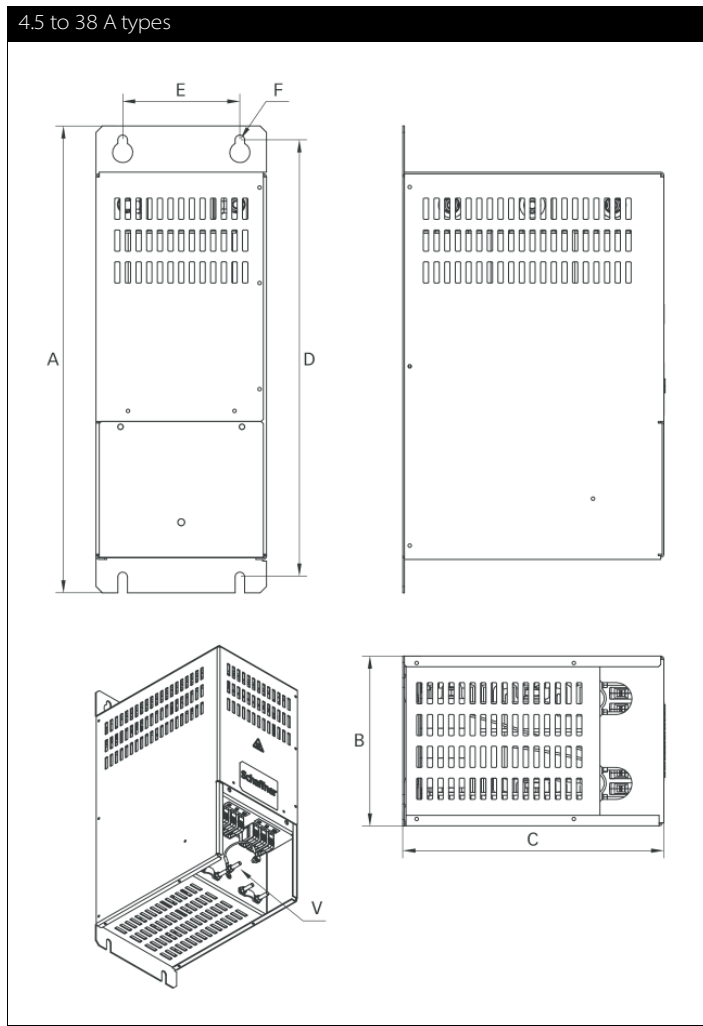
Dimensions FN 5040

	4.5 A	8 A	10 A	17 A	24 A	38 A	48 A	62 A	75 A	115 A
A	125	155	155	190	190	230	300	320	305	305
B	77	84	94	115	116	151	171	190	240	236
C	171	212	208	224	224	275	355	395	395	495
D	100	130	123	170	170	180	240	240	240	280
E	55	56	71.5	57.5	77.5	122	137	132	162	151
F	5x8	8x12	8x12	8x12	8x12	8x12	11x15	11x15	11x15	11x15
G	2.5 mm ²	2.5 mm ²	4 mm ²	4 mm ²	10 mm ²	10 mm ²	16 mm ²	35 mm ²	50 mm ²	50 mm ²
V	M3	M4	M4	M6	M6	M8	M8	M8	M8	M8

	180 A	260 A	410 A	480 A	660 A	750 A	880 A	1200 A
A	450	453	490	510	632	665	660	750
B	260	245	292	321	360	415	385	372
C	385	485	600	618	730	670	885	925
D	400	370	430	430	570	570	570	570
E	130	150	194	195	210	220	220	220
F	9x13	11x15	10.5x18.5	13x27	13x27	13x26	13x26	13x26
H	328	328	328	328	463	555	463	665
I	170	170	170	270	370	375	370	375
J	200	220	240	220	220	200	220	220
K	300 (150)	300 (150)	300 (150)	300 (150)	400 (200)	510 (255)		620 (310)
L	150	150	150	250	350	350	350	350
M	9	9	9	9	9	9	9	9
V	M10	M10	M10	M10	M10	M10	M10	M10
W	25	25	40	40	40	40	50	60
X	13/15	13/15	13/16	13/20	20	20	14	17
Y	21	20	25	23	40	40	22	26
Z	10.3	10.3	10.3	10.3	14	14	14	14

All dimensions in mm; 1 inch = 25.4 mm
 Tolerances according: ISO 2768-m / EN 22768-m

Mechanical data FN 5045













Dimensions FN 5045

	4.5 A	8 A	10 A	17 A	24 A	38 A	48 A	62 A	75 A	115 A	180 A	260 A	410 A	480 A	660 A	750 A	880 A	1200 A
A	330	330	330	440	440	440	515	515	615	615	650	650	780	780	1280	1280	1280	1280
B	100	100	100	160	160	160	320	320	370	370	508	508	538	538	794	794	794	794
C	165	165	165	245	245	245	153	153	203	203	400	400	494	494	498	498	550	550
D	310	310	310	412	412	412	488	488	590	590	336	336	336	336	622	622	622	622
E	60	60	60	110	110	110	280	280	330	330	243	243	312	312	315	315	315	315
F	7	7	7	9	9	9	9	9	11	11	14x30	14x30	14x30	14x30	14x30	14x30	14x30	14x30
J	M5	M5	M5	M5	M5	M5	M5	M5	M8	M8	M10	M10	M10	M10	M10	M10	M10	M10
W											20	20	25	40	40	40	40	60
X											15	15	15	15	20	20	20	20
Y															40	40	40	30/40
Z											9	9	10.2	10.2	14	14	14	14

All dimensions in mm; 1 inch = 25.4 mm

Tolerances according: ISO 2768-m / EN 22768-m

Filter output connector cross sections

	 -33	 -34	 -35	 -44	 -82
Solid wire	16 mm ²	35 mm ²	50 mm ²	10 mm ²	0.75 - 2.5 mm ²
Flex wire	10 mm ²	25 mm ²	50 mm ²	6 mm ²	1.0 - 2.5 mm ²
AWG type wire	AWG 6	AWG 2	AWG 1/0	AWG 8	AWG 18 - 12
Recommended torque	1.5-1.8 Nm	4.0-4.5 Nm	7-8 Nm	1.5-1.8 Nm	1.0-1.2 Nm
	 -83	 -84	 -85	 -86	 -87
Solid wire	0.75-4.0 mm ²	2.5-10.0 mm ²	2.5-25.0 mm ²	0.75-50 mm ²	16.0-50.0 mm ²
Flex wire	1.0-4.0 mm ²	4.0-10.0 mm ²	4.0-16.0 mm ²	0.75-35 mm ²	25.0-50.0 mm ²
AWG type wire	AWG 18-10	AWG 18-6	AWG 22-4	AWG 18-0/1	AWG 6-0
Recommended torque	1.5-1.8 Nm	4.0-4.5 Nm	1.5-1.8 Nm	3.2-3.7 Nm	6.0-8.0 Nm

Please visit www.schaffner.com to find more details on filter connectors.



Headquarters, global innovation and development center

Switzerland

Schaffner Group

Nordstrasse 11
4542 Luterbach
T +41 32 6816 626
F +41 32 6816 630
info@schaffner.com
<http://www.schaffner.com>



Sales and application centers

China

Schaffner EMC Ltd. Shanghai

T20-3, No 565 Chuangye Road
Pudong New Area
201201 Shanghai
T +86 21 3813 9500
F +86 21 3813 9501 / 02
cschina@schaffner.com
<http://www.schaffner.com.cn/>

Finland

Schaffner Oy

Sauvonrinne 19 H
08500 Lohja
T +358 19 35 72 71
finlandsales@schaffner.com

France

Schaffner EMC S.A.S.

112, Quai de Bezons
Boîte postale 133
95103 Argenteuil
T +33 1 34 34 30 60
F +33 1 39 47 02 28
francesales@schaffner.com

Germany

Schaffner Deutschland GmbH

Schoemperlenstrasse 12B
76185 Karlsruhe
T +49 721 56910
F +49 721 569110
germanysales@schaffner.com

Italy

Schaffner EMC S.r.l.

Via Galileo Galilei 47
20092 Cinisello Balsamo (MI)
T +39 02 66 04 30 45/47
F +39 02 61 23 943
italysales@schaffner.com

Japan

Schaffner EMC K.K.

1-32-12, Kamiyama, Setagaya-ku
7F Mitsui-seimei Sangenjaya Bldg.
154-0011 Tokyo
T +81 3 5712 3650
F +81 3 5712 3651
japansales@schaffner.com
<http://www.schaffner.jp>

Singapore

Schaffner EMC Pte Ltd.

Blk 3015A Ubi Road 1
05-09 Kampong Ubi Industrial Estate
408705 Singapore
T +65 6377 3283
F +65 6377 3281
singaporesales@schaffner.com

Spain

Schaffner EMC España

Calle Caléndula 93
Miniparc III, Edificio E
El Soto de la Moraleja
Alcobendas
28109 Madrid
T +34 618 176 133
spainsales@schaffner.com

Sweden

Schaffner EMC AB

Turebergstorg 1, 6
19147 Sollentuna
T +46 8 5792 1121 / 22
F +46 8 92 96 90
swedensales@schaffner.com

Switzerland

Schaffner EMV AG

Nordstrasse 11
4542 Luterbach
T +41 32 6816 626
F +41 32 6816 641
sales@schaffner.ch

Taiwan R.O.C.

Schaffner EMV Ltd.

6 Floor, No. 413
Rui Guang Road
114 Neihu District Taipei City
T +886 2 87525050
F +886 2 87518086
taiwansales@schaffner.com

Thailand

Schaffner EMC Co. Ltd.

Northern Region Industrial Estate
67 Moo 4 Tambon Ban Klang
Amphur Muang P.O. Box 14
51000 Lamphun
T +66 53 58 11 04
F +66 53 58 10 19
thailandsales@schaffner.com

UK

Schaffner Ltd.

5 Ashville Way
Molly Millars Lane
Wokingham
RG41 2PL Berkshire
T +44 118 9770070
F +44 118 9792969
uksales@schaffner.com
<http://www.schaffner.uk.com>

USA

Schaffner EMC Inc.

52 Mayfield Avenue
08837 Edison, New Jersey
T +1 800 367 5566
T +1 732 225 9533
F +1 732 225 4789
usasales@schaffner.com
<http://www.schaffner.com/us>

Schaffner MTC LLC

6722 Thirlane Road
24019 Roanoke, Virginia
T +1 276 228 7943
F +1 276 228 7953
<http://www.schaffner-mtc.com>

Schaffner Trencos LLC

2550 Brookpark Road
44134 Cleveland, Ohio
T +1 216 741 5282
F +1 216 741 4860
www.schaffner-trencos.com

To find your local partner within Schaffner's global network: www.schaffner.com

© 2014 Schaffner Group

The content of this document has been carefully checked and understood. However, neither Schaffner nor its subsidiaries assume any liability whatsoever for any errors or inaccuracies of this document and the consequences thereof. Published specifications are subject to change without notice. Product suitability for any area of application must ultimately be determined by the customer. In all cases, products must never be operated outside their published specifications. Schaffner does not guarantee the availability of all published products. This disclaimer shall be governed by substantive Swiss law and resulting disputes shall be settled by the courts at the place of business of Schaffner Holding AG. Latest publications and a complete disclaimer can be downloaded from the Schaffner website. All trademarks recognized.