

All dimensions are in mm; tolerances according to ISO 2768 m-H

Documents

PCB layout / Solder paste mask

MB_408

Material and plating

Non-magnetic version

Connector parts

	Material	Plating
Housing	Die cast	3 µm Ag
Switching spring	CuBe	3 µm Ag
Stationary spring	CuZn	3 µm Ag
Spring carrier	PEEK 90 GF15%	

Electrical data

Impedance	50 Ohm	
Frequency	DC to 6 GHz	
Return loss	unswitched	DC to 2 GHz ≤ -25 dB
		2 to 4 GHz ≤ -25 dB
		4 to 6 GHz ≤ -22 dB
	switched	DC to 2 GHz ≤ -24 dB
		2 to 4 GHz ≤ -18 dB
		4 to 6 GHz ≤ -15 dB
Insulation resistance	≥ 500 MOhm	
Contact resistance	≤ 100 mOhm	
Rated power	3.2 W	
Working voltage	4 V	

Mechanical data

Mating cycles	≥ 25
Mating force	≤ 45 N
Unmating force	≥ 2 N
Dimensional size	1.9 mm x 1.8 mm x 1.5 mm

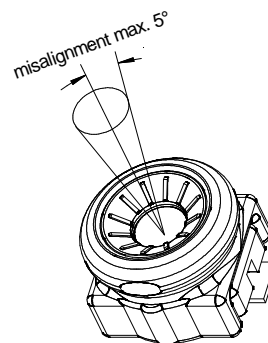
Environmental data

Temperature range	-40°C to +90°C
Storage temperature	-55°C to +100°C
RoHS	compliant

Mating and un-mating

For the reliable mating and un-mating follow the precautions :

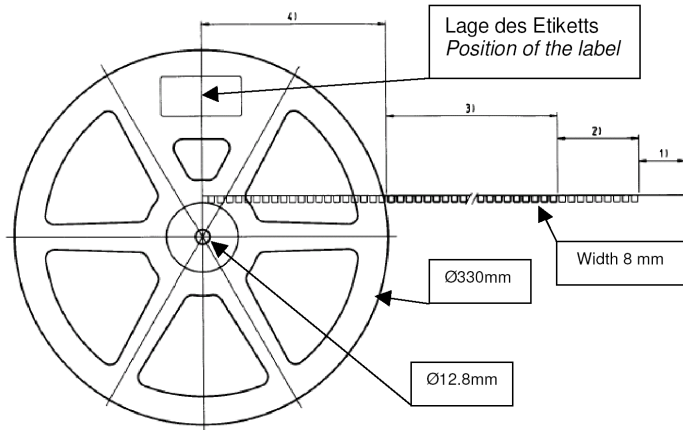
1. The vertical mating axis of the PCB receptacle and the adapter has to be aligned during the connecting and a hearable click will confirm that the connectors are mated correctly.
2. The disconnection of the 2 connectors is carried out by vertical pulling of the adapter.
3. The connectors should not be mated under an extreme angle.
4. The mating force should be in the limits $5\text{ N} \leq F \leq 10\text{ N}$



Packing

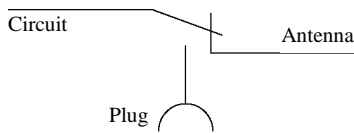
Standard
Labelling
Weight

9,000 pcs on each reel
According to Rosenberger standard
0.05 g/pce

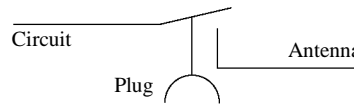


Switching symbol

Not mated with the plug



Mated with the plug



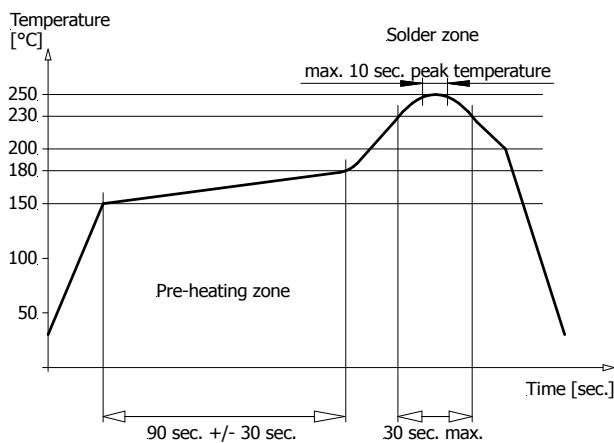
Soldering process

1. Lead free solder process

Recommended solder paste

SENJU M705-GRN360-K1 V

The component has to withstand 2 times the solder process



While the information has been carefully compiled to the best of our knowledge, nothing is intended as representation or warranty on our part and no statement herein shall be construed as recommendation to infringe existing patents. In the effort to improve our products, we reserve the right to make changes judged to be necessary.

RF_35/05.04/2.0

Draft	Date	Approved	Date	Rev.	Engineering change number	Name	Date
Gramsamer Josef	08/01/08	C.Kainzmaier	13.10.15	e00	15-1397	S.Hofmeister	13.10.15
Rosenberger Hochfrequenztechnik GmbH & Co. KG P.O.Box 1260 D-84526 Tittmoning Germany www.rosenberger.de				Tel.: +49 8684 18-0 Fax: +49 8684 18-499 email: info@rosenberger.de			Page 4 / 4