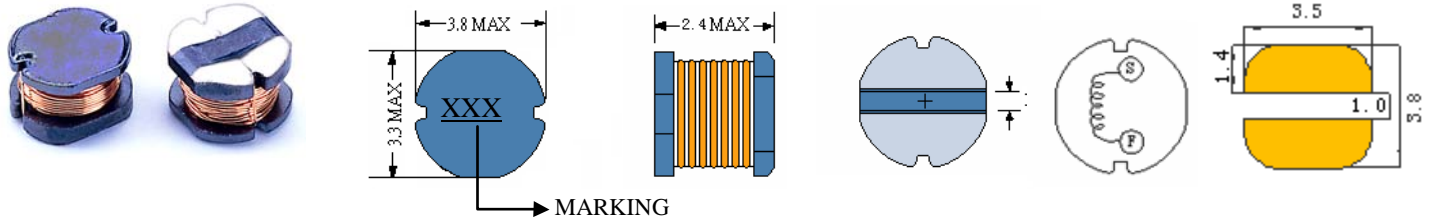


SMD POWER INDUCTORS



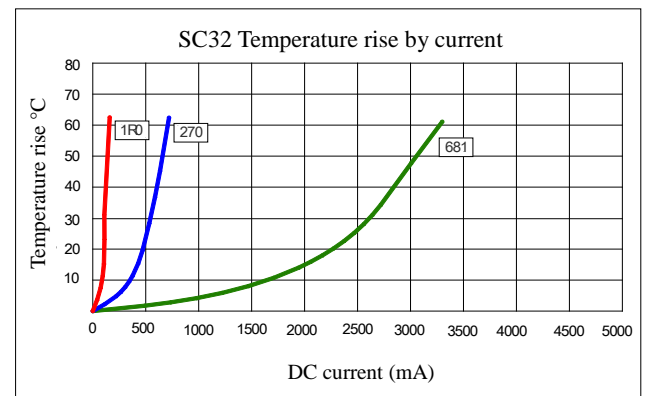
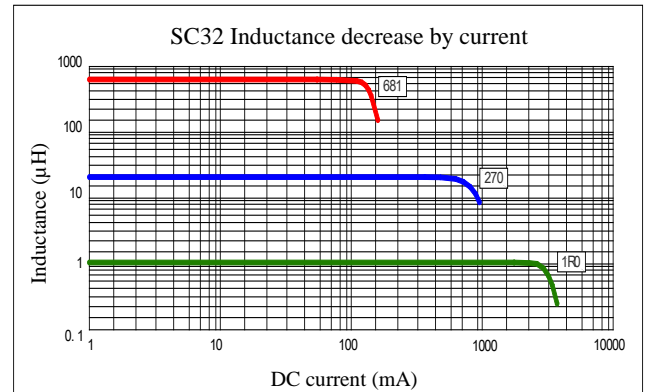
- Features

1. Open frame construction.



ELECTRICAL CHARACTERISTICS

Part Number	Inductance (uH) (1)	Test Frequency	DC Resistance (Ω MAX) (2)	Saturation Current (3) (A)	Temperature Current (4) (A)
SC32-1R0	1.0	7.96MHZ	43m	2.34	2.60
SC32-1R4	1.4	7.96MHZ	50m	2.04	2.30
SC32-1R8	1.8	7.96MHZ	68m	1.79	1.90
SC32-2R2	2.2	7.96MHZ	84m	1.60	1.70
SC32-2R7	2.7	7.96MHZ	97m	1.50	1.60
SC32-3R3	3.3	7.96MHZ	104m	1.30	1.55
SC32-3R9	3.9	7.96MHZ	145m	1.22	1.38
SC32-4R7	4.7	7.96MHZ	156m	1.05	1.30
SC32-5R6	5.6	7.96MHZ	194m	0.98	1.15
SC32-6R8	6.8	7.96MHZ	232m	0.87	1.02
SC32-8R2	8.2	7.96MHZ	285m	0.77	0.90
SC32-100	10	2.52MHZ	373m	0.71	0.80
SC32-120	12	2.52MHZ	397m	0.65	0.72
SC32-150	15	2.52MHZ	547m	0.57	0.66
SC32-180	18	2.52MHZ	592m	0.52	0.64
SC32-220	22	2.52MHZ	720m	0.47	0.60
SC32-270	27	2.52MHZ	889m	0.44	0.52
SC32-330	33	2.52MHZ	961m	0.39	0.47
SC32-390	39	2.52MHZ	1.20	0.36	0.44
SC32-470	47	2.52MHZ	1.47	0.33	0.40
SC32-560	56	2.52MHZ	1.80	0.31	0.39
SC32-680	68	2.52MHZ	2.30	0.28	0.33
SC32-820	82	2.52MHZ	2.45	0.25	0.31
SC32-101	100	1KHZ	3.20	0.22	0.29
SC32-121	120	1KHZ	4.10	0.20	0.25
SC32-151	150	1KHZ	4.78	0.17	0.23
SC32-181	180	1KHZ	7.65	0.15	0.20
SC32-221	220	1KHZ	9.20	0.13	0.17
SC32-271	270	1KHZ	9.90	0.11	0.15
SC32-331	330	1KHZ	11.2	0.09	0.14
SC32-391	390	1KHZ	12.7	0.09	0.13
SC32-471	470	1KHZ	14.0	0.08	0.13
SC32-561	560	1KHZ	19.8	0.07	0.12
SC32-681	680	1KHZ	22.7	0.06	0.11



- (1). Inductance tolerance for 1.0uH: $\pm 30\%$, for 1.4uH~680uH: $\pm 20\%$. Tested at 0.25V, 0ADC and 25°C
- (2). DCR measured at 25°C.
- (3). The DC current at which the inductance decreases by 10% from its initial value.
- (4). The DC current that results in a 40°C temperature rise from 25°C ambient.

[Click here for QUANTITY PER REEL & PACKING INFORMATION](#)

Custom versions available upon request.