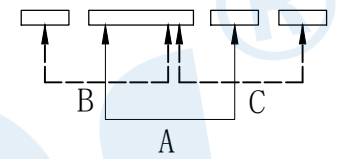
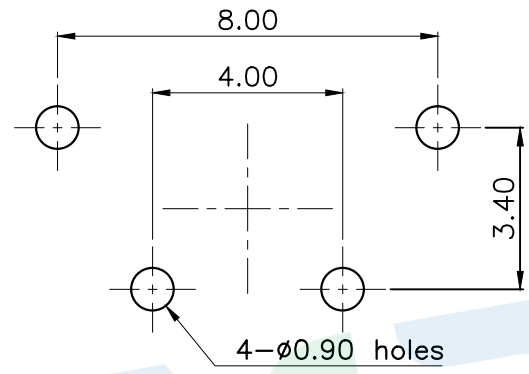
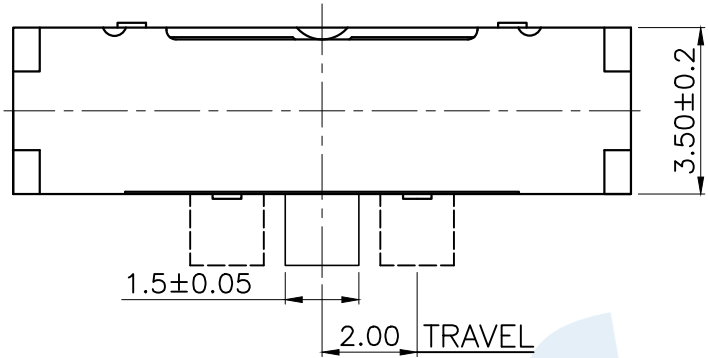
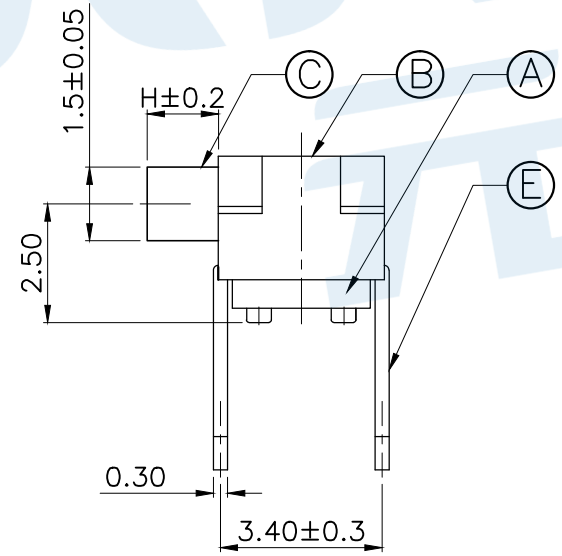
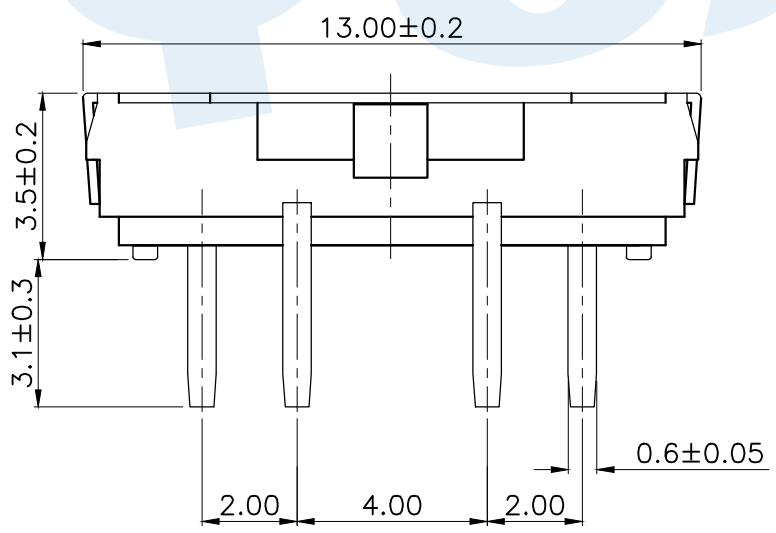


RoHS



PCB Layout (Pattern side)

Circuit Diagram



Code	H	Operating force
A1	2.0	250±80gf
A2	3.0	
A3	4.0	

NO.	Name	Number	Qty	Materil	Remarks
Ⓔ	Terminal		4	Brass	Silver
Ⓓ	Contact reed		1	Beryllium copper	Ag plated
Ⓒ	Handle		1	PA46	Black
Ⓑ	Cover		1	SUS	Natural
Ⓐ	Base		1	PA46	Black

YUANDI® Yuandi Electronics Co, Ltd

design	date	name	TOGGLE SWITCH
Review	date		
Approved	date	name	
Drawing number:			TA-3511-A□

angle	±2'								
10~30	±0.30								
5~10	±0.20								
~ 5	±0.10								
modify	Review	Approved	Tolerance not specified	Proportion	1:1	unit	mm	gape number	A4