

1 2 3 4

A

B

C

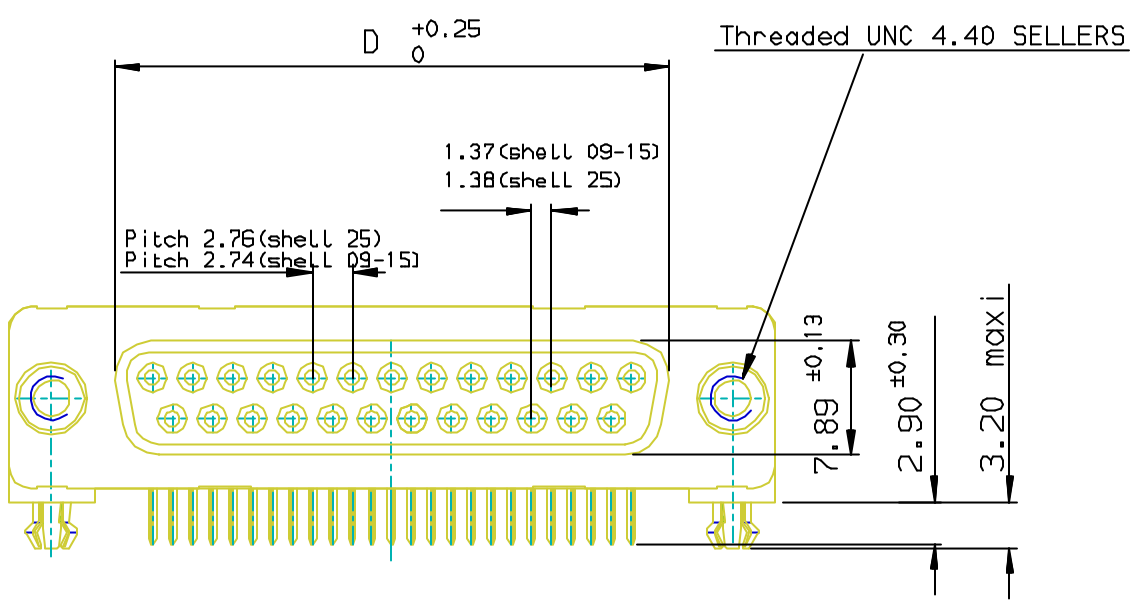
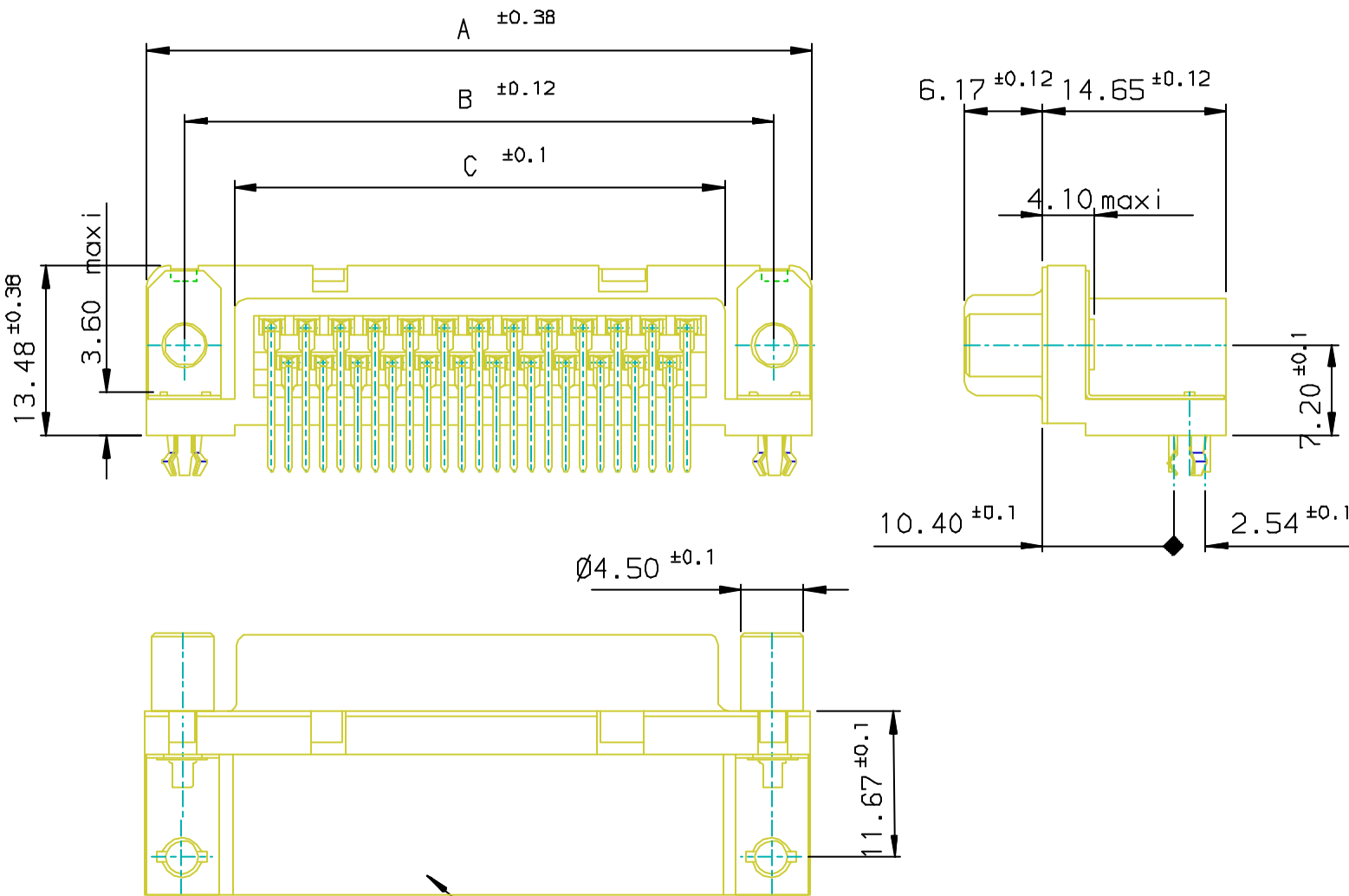
D

A

B

C

D

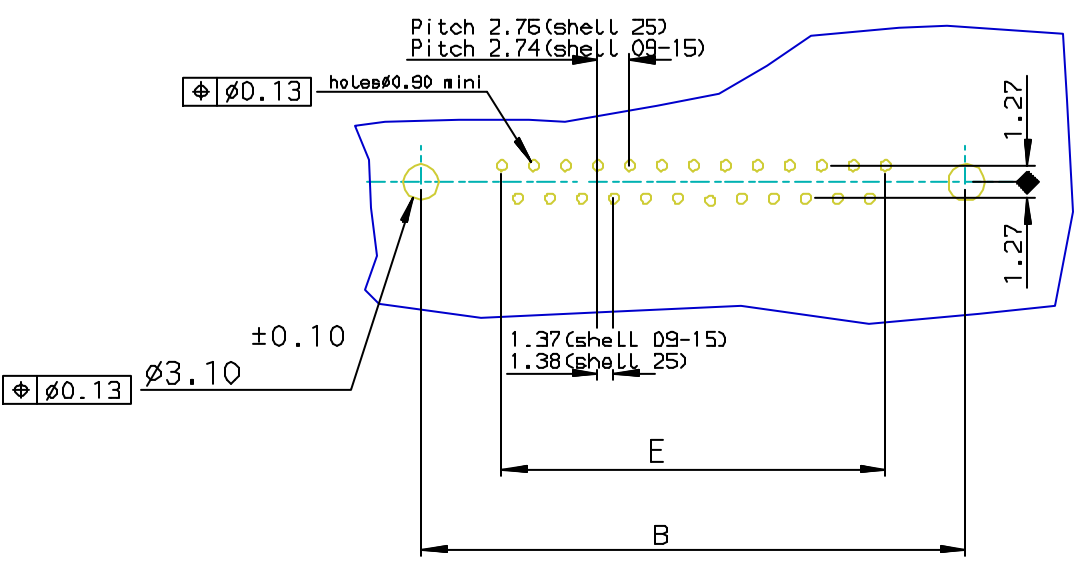


SHELL	A ± 0.38	B ± 0.12	C ± 0.10	D ± 0.25	E ± 0.07
09	30.81	24.99	16.96	16.21	10.96
15	39.14	33.32	25.18	24.54	19.18
25	53.03	47.04	39.12	38.25	33.12

GENERAL CHARACTERISTICS : SEE DRAWING C01-8646-0000

Part Number & Date Code Printing

PC card drilling dimensions(after plating)  
(thickness 1.60±0.20mm)



Core range		DESIGNATIONS
SHELL	PART NUMBER	
09	D09S13A4GV00**	RECEPTACLE 9 CTS RIGHT ANGLED-SOLDER TO BOARD-PCB HARPOON-SCREWLOCK UNC 4.40-ELEC.CONTIN.-PERFORM. LEVEL PL3
15	D15S13A4GV00**	RECEPTACLE 15 CTS RIGHT ANGLED-SOLDER TO BOARD-PCB HARPOON-SCREWLOCK UNC 4.40-ELEC.CONTIN.-PERFORM. LEVEL PL3
25	D25S13A4GV00**	RECEPTACLE 25 CTS RIGHT ANGLED-SOLDER TO BOARD-PCB HARPOON-SCREWLOCK UNC 4.40-ELEC.CONTIN.-PERFORM. LEVEL PL3

LF FOR LEAD FREE

European Views

rev	ecn no	dr	date
G	105-0124	JS	2005/07/27
H	106-0074	SK	2006/06/08
-	-	-	-
-	-	-	-
-	-	-	-
-	-	-	-

www.fciconnect.com		surface ISO 1302	tolerance std ISO 406 ISO 1101	projection mm
		TOLERANCES UNLESS OTHERWISE SPECIFIED		
Dr	JOHN SLEEBA	1994/08/01	ANGULAR	size A3
Eng	GEORGE VJ	1994/08/01	LINEAR	Scale 1:1
Chr	GEORGE VJ	2005/07/27	0.XX ±1*	ECN -
Appr	KVSD	2005/07/27	Product family	Spec ref -
FCi		title SCREWLOCK, HARPOON, METAL PLATE.		Rev. H
catalog no		DELTA-D		sheet 1 of 1



Copyright FCI.

REV F - 2006-04-17

1 2 3 4