



# PRODUCT DATASHEET

## Eva series

last update 20/12/2012

### DETAILS

<b>Product Number</b>	CP12200_EVA-WW
<b>Family</b>	Eva
<b>Type</b>	Assembly
<b>Color</b>	black
<b>Diameter</b>	37,7 mm
<b>Height</b>	17 mm
<b>Style</b>	round
<b>Optic Material</b>	PMMA
<b>Holder Material</b>	
<b>Fastening</b>	screw, glue
<b>Status</b>	production ready
<b>ROHS Compliant</b>	Yes
<b>Date Updated</b>	20/12/2012



### OPTICAL PROPERTIES

LED	Viewing Angle	Light Beam	Efficiency	cd/lm	Connector
XM-L	64 deg	Very Wide	77 %	-	-

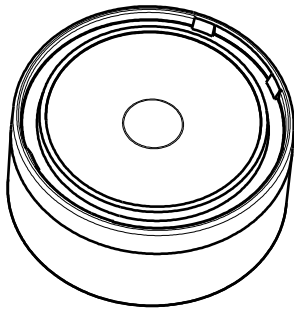
D

C


B

A

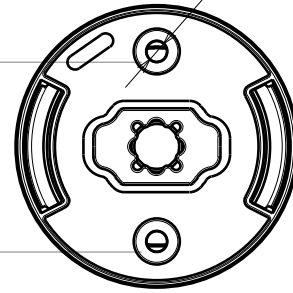
4



Isometric view



25.4




Ø2.75  
Screw holes

Bottom view

3

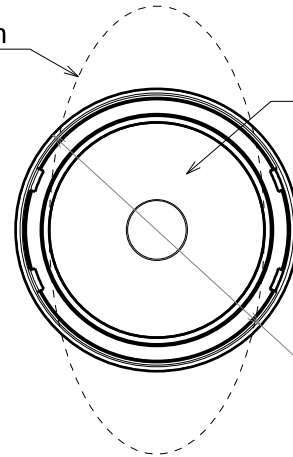
17



Front view

2

Oval beam direction



Lens

Top view

Ø37.7

Materials:  
 Lens PMMA  
 Holder PC, BLACK

This drawing is our property.  
 It can't be reproduced  
 or communicated without  
 our written agreement.



Ledil Oy  
 Tehdaskatu 13  
 FIN-24100 SALO  
 Finland

DRAWING TITLE

Datasheet EVA-XM Assembly

DRAWN BY  
mav

DATE  
12.04.2012

CHECKED BY  
sn

DATE  
12.04.2012

SIZE  
A4

DRAWING NUMBER

-

REV  
1.0

DESIGNED BY  
pl

DATE  
17.02.2011

SCALE

2:1

WEIGHT (g)

SHEET

1/1

D

A

1

1

**NOTE: The typical divergence will be changed by different color, chip size and chip position tolerance. The typical total divergence is the full angle measured where the luminous intensity is half of the peak value.**