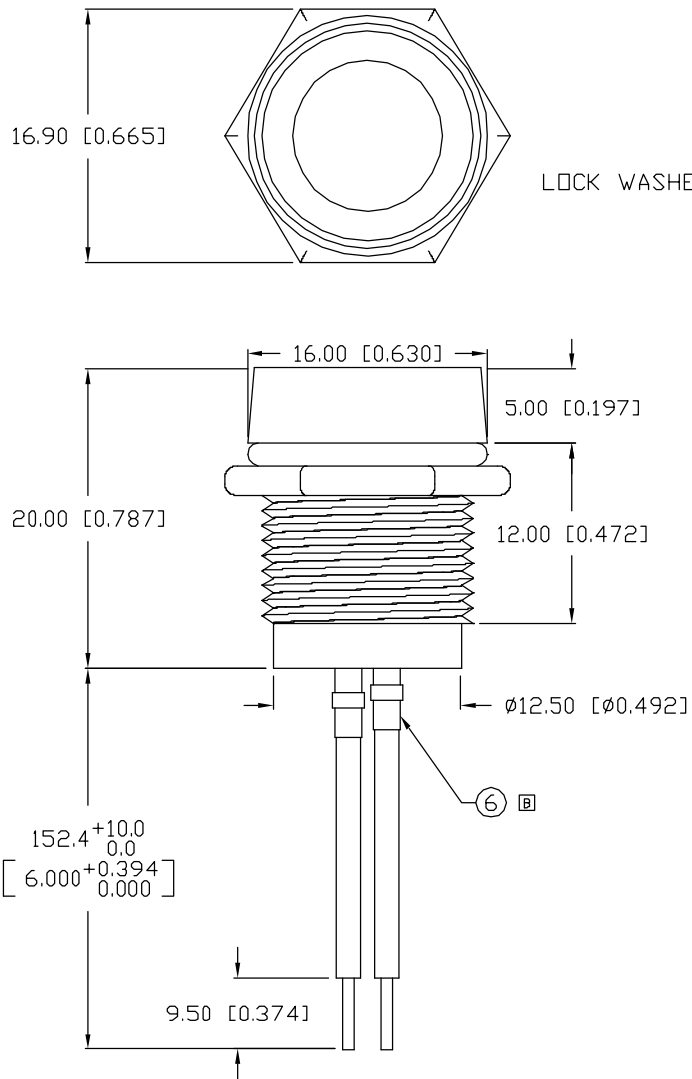


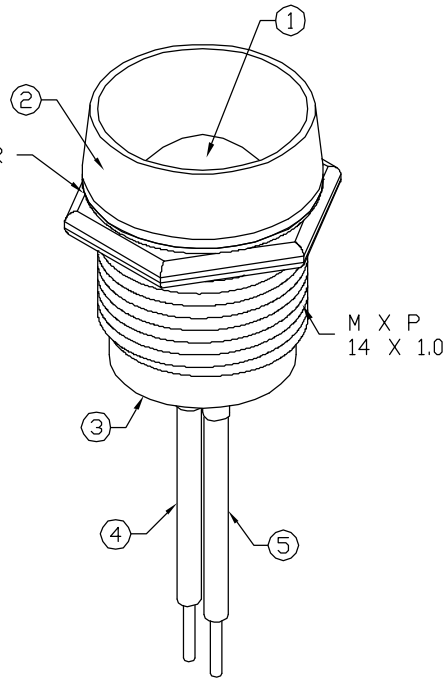
UNCONTROLLED DOCUMENT

PART NUMBER  
SSI-LXR4915SR13157

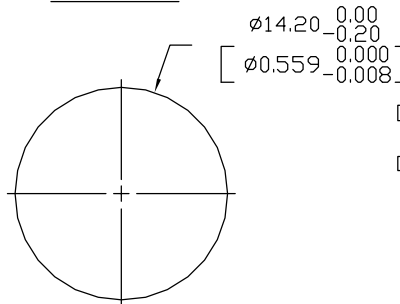
REV.  
F



LOCK WASHER



PANEL CUTOUT



REV.	E.C.N. NUMBER AND REVISION COMMENTS	DATE
A	E.C.N. #10857.	4.25.02
B	E.C.N. #10907.	9.17.02
C	E.C.N. #10919.	10.22.02
D	E.C.N. #11018.	7.16.03
E	E.C.N. #11376.	12.15.06
F	E.C.N. #11548.	12.05.08

ELECTRO-OPTICAL CHARACTERISTICS  $T_A=25^{\circ}\text{C}$   $V_f=12\text{V}$

PARAMETER	MIN	TYP	MAX	UNITS	TEST COND
PEAK WAVELENGTH		660		nm	
FORWARD VOLTAGE		12.0	14.0	$V_f$	
REVERSE VOLTAGE	4.0			$V_r$	$I_r=100\mu\text{A}$
AXIAL INTENSITY		120		mcd	$V_f=12\text{V}$
VIEWING ANGLE		60		2x theta	
EMITTED COLOR:	RED				
EPOXY LENS FINISH:	RED DIFFUSED				

LIMITS OF SAFE OPERATION AT  $25^{\circ}\text{C}$

PARAMETER	MAX	UNITS
PEAK FORWARD VOLTAGE	14	V
STEADY CURRENT	10	mA
POWER DISSIPATION	310	mW
DERATE FROM $25^{\circ}\text{C}$	-1.2	$\text{mW}/^{\circ}\text{C}$
OPERATING, STORAGE TEMP.	-40 TO +85	$^{\circ}\text{C}$

NOTES:

1. SSL-LX100133SRD12V, RED LED UNCUT LEADS.
2. SSI-LXR4915, CHROME HOUSING.
3. NEOPRENE RUBBER BUSHING.
4. ANODE LEAD: LXP-WST22RDT0C, 22 AWG STRANDED, RED INSULATION, CUT 140mm LONG, STRIP 3mm & 9.5mm.
5. CATHODE LEAD: LXP-WST22BLT0C, 22 AWG STRANDED, BLACK INSULATION, CUT 140mm, STRIP 3mm & 9.5mm.
6. LXP-HEATSHRINK-4; 1/8" x 37mm (2 PCS.)
7. LED IS SECURED INSIDE HOLDER WITH UV GLUE, OR SILICONE GLUE. THEN, INSERT BUSHING.



\*UNLESS OTHERWISE SPECIFIED TOLERANCES PER DECIMAL PRECISION ARE: X=±1 (±0.039), X.X=±0.5 (±0.020), X.XX=±0.25 (±0.010), X.XXX=±0.127 (±0.005). LEAD SIZE=±0.05 (±0.002), LEAD LENGTH=±0.75 (±0.030). MIN.= +DECIMAL PRECISION MAX.= +0.00 -DECIMAL PRECISION

UNCONTROLLED DOCUMENT

REV. F	PART NUMBER SSI-LXR4915SR13157
10mm, 660nm SUPER RED LED PANEL INDICATOR, RED DIFFUSED LENS, 6" WIRE LEADS, 12 VOLTS.	

**CONFIDENTIAL INFORMATION**  
THE INFORMATION CONTAINED IN THIS DOCUMENT IS THE PROPERTY OF LUMEX INC. EXCEPT AS SPECIFICALLY AUTHORIZED IN WRITING BY LUMEX INC., THE HOLDER OF THIS DOCUMENT SHALL KEEP ALL INFORMATION CONTAINED HEREIN CONFIDENTIAL AND SHALL PROTECT SAME IN WHOLE OR IN PART FROM DISCLOSURE AND DISSEMINATION TO ALL THIRD PARTIES.

**RELIABILITY NOTE**  
OUR MANY YEARS OF EXPERIENCE DATA ACCUMULATION INDICATE THAT SOLDER HEAT IS A MAJOR CAUSE OF EARLY AND FUTURE FAILURE. PLEASE PAY ATTENTION TO YOUR SOLDERING PROCESS.



290 E. HELEN ROAD  
PALATINE, IL 60067-6976  
PHONE: +1.847.359.2790  
US WEB: www.lumex.com  
TW WEB: www.lumex.com.tw

DRAWN BY: JC	CHECKED BY:	APPROVED BY:	DATE: 12.18.06
			PAGE: 1 OF 1
			SCALE: N/A