



RL-6011

"LO-PRO" COMMON MODE TOROIDS HORIZONTAL MOUNT

DESCRIPTION

- Lo-Pro Toroid
- Common Mode Horizontal Mount

ENVIRONMENTAL DATA

- Storage temperature range: -55°C to +130°C
- Operating temperature range: Contact Engineering

PACKAGING INFORMATION

- Packaging information: pg. 495

FEATURES & APPLICATIONS

- Meets critical filtering requirements where installation profiles are at a premium
- 18 values, 4 sizes, rated currents 2.0 A to 15.0 A
- UL94-VO materials used
- Meet IEC, VDE and CSA specifications
- Typical applications include: power line filters, suppress EMI in switched-mode supplies, and linear power supply filters
- Dielectric withstanding voltage rated at 2000 VAC line to line

Verify operation with sample in actual circuit. Order samples at www.rencousa.com.

MECHANICAL DIMENSIONS

U.S. Standard (mm)

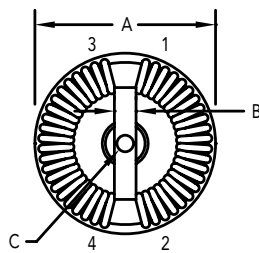
PART NUMBER	A (MAX.)	B (TYP.)	C DIA±.005	D (NOM.)	E (MAX.)	F (TYP.)
RL-6011	1.224 (31.09)	0.120 (3.05)	N/A	*	0.587 (14.91)	0.032 (0.81)

* SEE SPECIFICATION TABLE FOR "D" DIMENSION

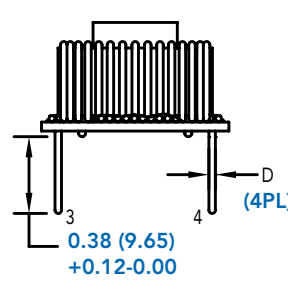
PART NUMBER	PART WEIGHT
RL-6011	18.0g (0.64oz)

G (REF.)	H (REF.)
0.330 (8.38)	1.070 (27.18)

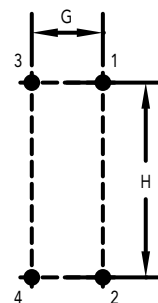
TOP VIEW



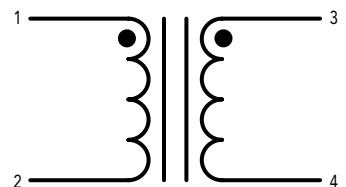
SIDE VIEW



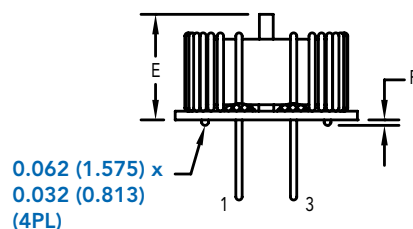
RECOMMENDED PCB LAYOUT



SCHEMATIC



FRONT VIEW



RENCO ELECTRONICS INC.

595 International Place, Rockledge, FL 32955-4200 USA • www.rencousa.com • ISO 9001 Certified
Toll Free Engineering Hot Line: 800.645.5828 • P: 321.637.1000 • F: 321.637.1600



RL-6011

Renco Part No. RL-6011	Inductance (mH) -0+60%	DCR Max. (Ohms)	Leakage Inductance (μ H) Typ.	"D" Diameter (in) NOM	I _{rms} (A)
RL-6011-4.7-2	4.70	0.0840	56.0	0.025	2.0
RL-6011-8.2-2	8.20	0.0900	59.0	0.025	2.0
RL-6011-15-2	15.00	0.1100	98.0	0.025	2.0
RL-6011-1.2-4	1.20	0.0360	17.0	0.029	4.0
RL-6011-2.2-4	2.20	0.0400	18.0	0.029	4.0
RL-6011-3.9-4	3.90	0.0540	22.0	0.029	4.0
RL-6011-1.0-6	1.00	0.0260	13.0	0.032	6.0
RL-6011-1.8-6	1.80	0.0270	14.0	0.032	6.0
RL-6011-2.7-6	2.70	0.0330	21.0	0.032	6.0
RL-6011-0.68-9	0.68	0.0130	9.40	0.040	9.0
RL-6011-1.0-9	1.00	0.0140	8.70	0.040	9.0
RL-6011-1.8-9	1.80	0.0160	17.40	0.040	9.0
RL-6011-0.47-12	0.47	0.0095	7.10	0.045	12.0
RL-6011-0.82-12	0.82	0.0100	6.60	0.045	12.0
RL-6011-1.5-12	1.50	0.0118	10.0	0.045	12.0
RL-6011-0.33-15	0.33	0.0060	4.20	0.051	15.0
RL-6011-0.56-15	0.56	0.0067	4.80	0.051	15.0
RL-6011-1.0-15	1.00	0.0084	7.90	0.051	15.0

NOTES:

1. ELECTRICAL SPECIFICATIONS MEASURED AT 25°C
2. I_{rms} - CURRENT THAT CAUSES THE TEMPERATURE TO RISE APPROX. 40°C ABOVE AMBIENT OF 25°C
3. INDUCTANCE TESTED AT 10 kHz, 0.1 V_{rms}

