
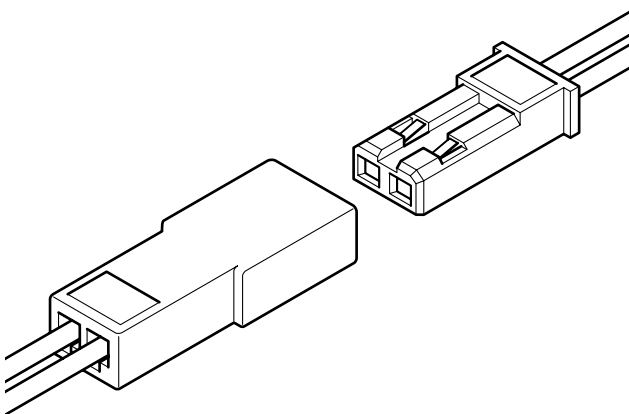


RCY CONNECTOR

Disconnectable Crimp style Wire-to-wire connectors



The RCY connector is a compact, 2.5mm pitch wire-to-wire connector for use with a variety of circuits, from signal circuits to power supply circuits, in electrical equipment which is becoming more and more compact. The employment of a free spring contact method ensures stable contact performance, and superb working efficiency of insertion and removal.



Features

• Use of a free spring contact for superb creep characteristics

The contact section features a free spring contact construction, which effectively minimizes stress (creep) caused by repeated insertion and removal at high temperatures. Connector insertion and removal is also smooth, ensuring stable connection performance.

• Compact design

The RCY connector is designed to be compact. When mated, its overall length is just 23.3mm and its thickness is 4.0mm.

• Housing lock

Because a lock is provided inside the housing, external force is not applied to the lock.

Specifications

- Current rating: 3A AC, DC max.
- Voltage rating: 250V AC, DC max.
- Temperature range: -25°C to +85°C
(including temperature rise in applying electrical current)
- Contact resistance: Initial value/10m Ω max.
After environmental testing/20m Ω max.
- Insulation resistance: 500M Ω min.
- Withstanding voltage: 1,500V AC/minute
- Applicable wire: AWG #28 to #22
0.08 to 0.33mm²
- * Compliant with RoHS.
- * Refer to "General Instruction and Notice when using Terminals and Connectors" at the end of this catalog.
- * Contact JST for details.

Note: The current rating varies depending on the wire size used in each connector.

The table below lists the current rating as a function of the wire size.

Circuits	Wire size (AWG)			
	#22	#24	#26	#28
2	3	2	1	0.5

Current unit: A

Standards

Recognized E60389

Certified LR20812

RCY CONNECTOR

Contact



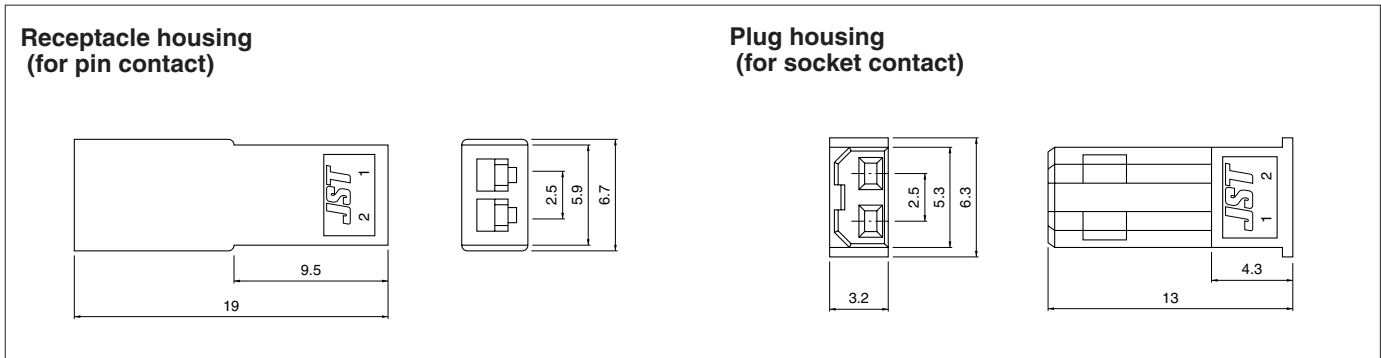
Model No.		Applicable wire			Q'ty / reel	
Pin contact	Socket contact	mm ²	AWG #	Insulation O.D. (mm)	Pin contact	Socket contact
SYM-001T-P0.6	SYF-001T-P0.6	0.08 to 0.33	28 to 22	1.2 to 1.8	8,500	7,500

Material and Finish

Phosphor bronze, tin-plated (reflow treatment)

RoHS compliance SYF-001T-P0.6 displays (LF)(SN) on a label.
Note: Contact JST for brass products.

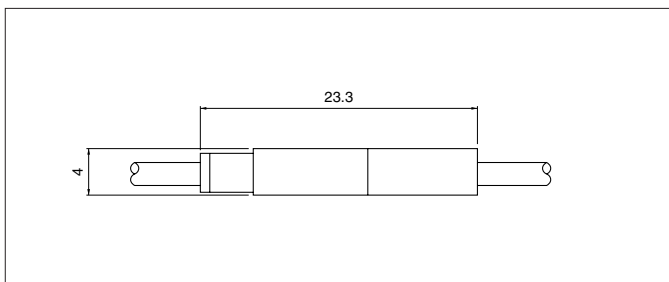
Housing



Circuits	Model No.		Material	Q'ty / bag
	Receptacle housing	Plug housing		
2	SYR-02T	SYP-02T-1	PA 66, UL94V-2, red	1,000
	SYR-02TV	SYP-02TV-1	PA 66, UL94V-0, white (natural)	1,000

RoHS compliance

Assembly layout



Crimping machine, Applicator

Contact	Crimping machine	Applicator		
		Crimp applicator	Dies	Crimp applicator with dies
SYM-001T-P0.6	AP-K2N	MKS-L, MSK-LS	MK/SYM-001-06	APLMK SYM001-06
		*MKS-SC	SC/SYM-001-06	APLSC SYM001-06
SYF-001T-P0.6		MKS-L	MK/SYF-001-06	APLMK SYF001-06
-		-	-	

Note: *Strip-crimp applicator