
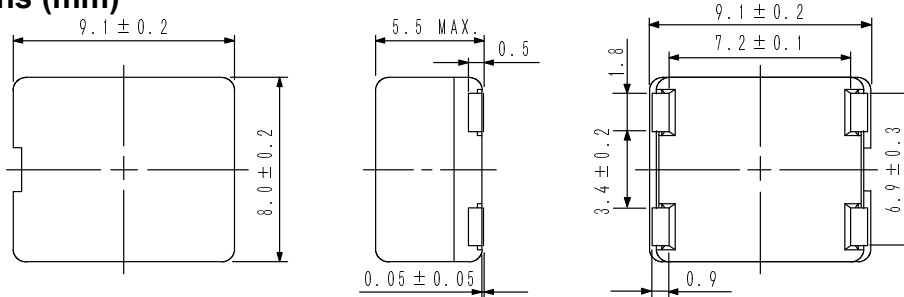
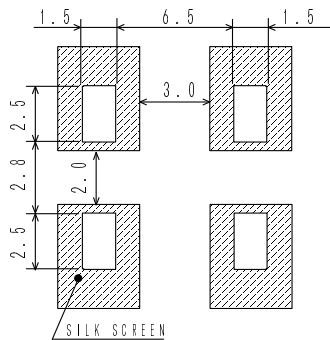
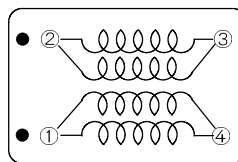


Type: CPFC85
◆ Product Description

• 9.3×8.2mm Max.(L×W), 5.5mm Max. Height.

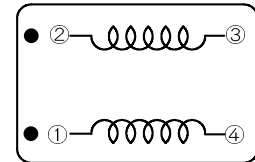
◆ Feature

- Ideally used as EMC and xDSL CO common mode choke.
- RoHS Compliance.


◆ Dimensions (mm)

◆ Land Pattern (mm)

◆ Schematics (Bottom)


● MARK OF POLARITY

For partname: CPFC85NP-100M03
CPFC85NP-100M10



● Mark of polarity

For partname: CPFC85-1M15NP

◆ Specification (For xDSL CO)

Part Name	Core Material	Stamp	Impedance (KΩ)<Min.> <REF.> (1-4),(2-3)	D.C.R. (mΩ)<Max.> (1-4),(2-3)	Rated current (1-2)(A) ※1 (3-4) shorted
CPFC85NP-100M03	Ni-Zn	0M03	0.3(@100MHz)	20	5.0
CPFC85NP-100M10	Ni-Zn	0M10	1.0(@100MHz)	25	3.0

※ 1. Rated current: The DC current at which the temperature rise is $\Delta t=40^{\circ}\text{C}$. ($T_a=20^{\circ}\text{C}$).

◆ Specification (For EMC)

Part Name	Core Material	Stamp	Inductance (1-4),(2-3) @ 100kHz	Common mode attenuation(1-4,2-3)	D.C.R. (1-2) ※2	Isolation voltage (3-4), 1 minute
CPFC85-1M15NP	Mn-Zn	1M15	4.7mH±30% Within	30dB(Typ.)@100kHz 43dB(Typ.)@1MHz 34dB(Typ.)@10MHz	2.0Ω Max. at 20°C (3-4)shorted	500Vrms AC

※ 2. D.C.R. is measured by 2 lines as series because impedance will be deteriorated when D.C.R. is measured by 1 line.