

## Data sheet | Item number: 787-2742

Power supply unit; Eco; 3-phase; 24 VDC output voltage; 20 A output current; DC OK contact



[www.wago.com/787-2742](http://www.wago.com/787-2742)



### Item description

#### Features:

- Economical power supply for standard applications
- Natural convection cooling when horizontally mounted
- Encapsulated for use in control cabinets
- Fast and tool-free termination via lever-actuated terminal blocks with push-in connection technology
- DC OK signal output

Subject to changes. Please also observe the further product documentation!

WAGO Kontakttechnik GmbH & Co. KG  
Hansastr. 27  
32423 Minden  
Phone: +49571 887-0 | Fax: +49571 887-169  
Email: [info.de@wago.com](mailto:info.de@wago.com) | Web: [www.wago.com](http://www.wago.com)

Do you have any questions about our products?  
We are always happy to take your call at +49 (571) 887-44222.

- Parallel operation
- Electrically isolated output voltage (SELV) per EN 60950-1/UL 60950-1; PELV per EN 60204-1

## Data

### Technical data

Power loss $P_l$	$\leq 2.15$ W (400 VAC; no load); $\leq 42.5$ W (400 VAC; Nominal load)
Efficiency (typ.)	92 %
Nominal output voltage $U_{o\ nom}$	DC 24 V (SELV)
Output voltage range	DC 22 ... 28 V (adjustable)
Default setting	DC 24 V
Nominal output current $I_{o\ nom}$	20 A (24 VDC)
Nominal output power	480 W
Control deviation	$\leq 1$ %
Residual ripple	$\leq 150$ mV (peak-to-peak)
Overload behavior	Constant power (in overload range: $1.05 \dots 1.4 \times I_{o\ nom}$ ); Shutdown and automatic restart in the event of a short circuit
Isolation voltage (Pri.-Sec.)	DC 4.242 kV
Isolation voltage (Pri.-GND)	DC 2.2 kV
Isolation voltage (Sec.-GND)	DC 0.7 kV
Isolation voltage (Sec.-Signal)	DC 0.7 kV
Protection class	I
Protection type	IP20 (per EN 60529)
Resistance to reverse feed	$\leq$ DC 30 V
Overvoltage category	II
Pollution degree	2
Transient suppression (primary)	Varistor
Short-circuit-protected	Yes
Open-circuit-proof	Yes
Parallel operation	Yes
Series operation	Max. 2 devices
MTBF	$> 1,800,000$ h (per IEC 61709)
Internal fuse	3 x T 3.15 A / 500 VAC
Required backup fusing	An external DC fuse is required for the DC input voltage.
Recommended backup fusing	3 x circuit breaker $\geq 10$ A; Tripping characteristic: B or C
Phases	2 3

Subject to changes. Please also observe the further product documentation!



Nominal input voltage $U_{i\text{nom}}$	(2 / 3) x AC 400 ... 480 V
Input voltage range	(2 / 3) x AC 325 ... 575 V; DC 560 ... 700 V
Nominal mains frequency range	47 ... 63 Hz; 0 Hz
Input current $I_i$	$\leq 3 \times 1.2 \text{ A}$ (400 VAC)
Discharge current	$\leq 3.5 \text{ mA}$
Inrush current	$\leq 30 \text{ A}$ (400 VAC)
Power factor	$\geq 0.7$ (400 VAC)
Power factor correction (PFC)	Passive
Mains failure hold-up time	$\geq 10 \text{ ms}$ (3 x 400 VAC)
Signaling	1 x LED DC OK (green) 1 x Overload LED (red) 1 x DC OK signal output (PhotoMOS as make contact; can be loaded with max. 31.2 V / 100 mA)
Operation status indicator	Green LED ( $U_o$ ) Red LED (overload)

### Connection data

Connection type (1)	Input/Output
Connection technology	Push-in CAGE CLAMP®
WAGO Connector	WAGO 2606 Series
Solid conductor	0.5 ... 6 mm <sup>2</sup> / 20 ... 10 AWG
Fine-stranded conductor	0.5 ... 6 mm <sup>2</sup> / 20 ... 10 AWG
Strip length	11 ... 13 mm / 0.43 ... 0.51 inch
Connection type 2	Signaling
Connection technology 2	Push-in CAGE CLAMP®
WAGO Connector 2	<i>picoMAX</i> ® 3.5, 2091-1122
Solid conductor 2	0.2 ... 1.5 mm <sup>2</sup> / 24 ... 14 AWG
Fine-stranded conductor 2	0.2 ... 1.5 mm <sup>2</sup> / 24 ... 14 AWG
Strip length 2	8 ... 9 mm / 0.31 ... 0.35 inch

### Physical data

Width	80 mm / 3.15 inch
Height	130 mm / 5.118 inch
Depth from upper edge of DIN-rail	170 mm / 6.693 inch

Subject to changes. Please also observe the further product documentation!

WAGO Kontakttechnik GmbH & Co. KG  
Hansastr. 27  
32423 Minden  
Phone: +49571 887-0 | Fax: +49571 887-169  
Email: [info.de@wago.com](mailto:info.de@wago.com) | Web: [www.wago.com](http://www.wago.com)

Do you have any questions about our products?  
We are always happy to take your call at +49 (571) 887-44222.



## Mechanical data

Mounting type	DIN-35 rail
---------------	-------------

## Material data

Fire load	0.065 MJ
Weight	1710 g

## Environmental requirements

Surrounding air temperature (operation)	-20 ... 70 °C
Surrounding air temperature (storage)	-40 ... 85 °C
Relative humidity	10 ... 95 % (no condensation permissible)
Derating	-2 %/K (> 45 °C)
Resistance to shock and vibration	Shock: 15g (per EN 60068-2-27) Vibration: 1g (per EN 60068-2-6)

## Standards and specifications

Conformity marking	1; EAC
Standards/Specifications	EN 61204-3 EN 62368-1 cURus 60950-1 cURus 62368-1 cULus 508 CSA C22.2

## Commercial data

PU (SPU)	1 Stück
Packaging type	box
Country of origin	CN
GTIN	4055143588973
Customs tariff number	85044082900

## Approvals / Certificates




### Country specific Approvals

Logo	Approval	Additional Approval Text	Certificate name
	<b>EAC</b> ROSTEST-Moskau	TP TC 004/2011, TP TC 020/2011	RU_C-DE. AJA46.

Subject to changes. Please also observe the further product documentation!









B07010\_19  
0787\_2742

## UL-Approvals

Logo	Approval	Additional Approval Text	Certificate name
	UL Underwriters Laboratories Inc.	UL 508	E255817
	UL Underwriters Laboratories Inc.	UL 60950-1	E255815
	UR Underwriters Laboratories Inc.	UL 62368-1	E255815

## Optional accessories

## Ferrule

Ferrule		
	<b>Item no.: 216-203</b> Ferrule; Sleeve for 1 mm <sup>2</sup> / AWG 18; insulated; electro-tin plated; red	<a href="http://www.wago.com/216-203">www.wago.com/216-203</a>
	<b>Item no.: 216-206</b> Ferrule; Sleeve for 2.5 mm <sup>2</sup> / AWG 14; insulated; electro-tin plated; blue	<a href="http://www.wago.com/216-206">www.wago.com/216-206</a>
	<b>Item no.: 216-207</b> Ferrule; Sleeve for 4 mm <sup>2</sup> / AWG 12; insulated; electro-tin plated; gray	<a href="http://www.wago.com/216-207">www.wago.com/216-207</a>
	<b>Item no.: 216-202</b> Ferrule; Sleeve for 0.75 mm <sup>2</sup> / 18 AWG; insulated; electro-tin plated; gray	<a href="http://www.wago.com/216-202">www.wago.com/216-202</a>
	<b>Item no.: 216-204</b> Ferrule; Sleeve for 1.5 mm <sup>2</sup> / AWG 16; insulated; electro-tin plated; black	<a href="http://www.wago.com/216-204">www.wago.com/216-204</a>
	<b>Item no.: 216-205</b> Ferrule; Sleeve for 2.08 mm <sup>2</sup> / AWG 14; insulated; electro-tin plated; yellow	<a href="http://www.wago.com/216-205">www.wago.com/216-205</a>
	<b>Item no.: 216-208</b> Ferrule; Sleeve for 6 mm <sup>2</sup> / AWG 10; insulated; electro-tin plated; electrolytic copper; gastight crimped; acc. to DIN 46228, Part 4/09.90; yellow	<a href="http://www.wago.com/216-208">www.wago.com/216-208</a>
	<b>Item no.: 216-201</b>	

Subject to changes. Please also observe the further product documentation!

WAGO Kontakttechnik GmbH & Co. KG  
 Hansastr. 27  
 32423 Minden  
 Phone: +49571 887-0 | Fax: +49571 887-169  
 Email: [info.de@wago.com](mailto:info.de@wago.com) | Web: [www.wago.com](http://www.wago.com)

Do you have any questions about our products?  
 We are always happy to take your call at +49 (571) 887-44222.

	Ferrule; Sleeve for 0.5 mm <sup>2</sup> / 20 AWG; insulated; electro-tin plated; white	<a href="http://www.wago.com/216-201">www.wago.com/216-201</a>
	<b>Item no.: 216-223</b> Ferrule; Sleeve for 1 mm <sup>2</sup> / AWG 18; insulated; electro-tin plated; red	<a href="http://www.wago.com/216-223">www.wago.com/216-223</a>
	<b>Item no.: 216-241</b> Ferrule; Sleeve for 0.5 mm <sup>2</sup> / 20 AWG; insulated; electro-tin plated; electrolytic copper; gastight crimped; acc. to DIN 46228, Part 4/09.90; white	<a href="http://www.wago.com/216-241">www.wago.com/216-241</a>
	<b>Item no.: 216-242</b> Ferrule; Sleeve for 0.75 mm <sup>2</sup> / 18 AWG; insulated; electro-tin plated; electrolytic copper; gastight crimped; acc. to DIN 46228, Part 4/09.90; gray	<a href="http://www.wago.com/216-242">www.wago.com/216-242</a>
	<b>Item no.: 216-222</b> Ferrule; Sleeve for 0.75 mm <sup>2</sup> / 18 AWG; insulated; electro-tin plated; gray	<a href="http://www.wago.com/216-222">www.wago.com/216-222</a>
	<b>Item no.: 216-221</b> Ferrule; Sleeve for 0.5 mm <sup>2</sup> / 20 AWG; insulated; electro-tin plated; white	<a href="http://www.wago.com/216-221">www.wago.com/216-221</a>
	<b>Item no.: 216-224</b> Ferrule; Sleeve for 1.5 mm <sup>2</sup> / AWG 16; insulated; electro-tin plated; black	<a href="http://www.wago.com/216-224">www.wago.com/216-224</a>
	<b>Item no.: 216-243</b> Ferrule; Sleeve for 1 mm <sup>2</sup> / AWG 18; insulated; electro-tin plated; electrolytic copper; gastight crimped; acc. to DIN 46228, Part 4/09.90; red	<a href="http://www.wago.com/216-243">www.wago.com/216-243</a>
	<b>Item no.: 216-244</b> Ferrule; Sleeve for 1.5 mm <sup>2</sup> / AWG 16; insulated; electro-tin plated; electrolytic copper; gastight crimped; acc. to DIN 46228, Part 4/09.90; black	<a href="http://www.wago.com/216-244">www.wago.com/216-244</a>
	<b>Item no.: 216-263</b> Ferrule; Sleeve for 1 mm <sup>2</sup> / AWG 18; insulated; electro-tin plated; electrolytic copper; gastight crimped; acc. to DIN 46228, Part 4/09.90; red	<a href="http://www.wago.com/216-263">www.wago.com/216-263</a>
	<b>Item no.: 216-246</b> Ferrule; Sleeve for 2.5 mm <sup>2</sup> / AWG 14; insulated; electro-tin plated; electrolytic copper; gastight crimped; acc. to DIN 46228, Part 4/09.90; blue	<a href="http://www.wago.com/216-246">www.wago.com/216-246</a>
	<b>Item no.: 216-266</b> Ferrule; Sleeve for 2.5 mm <sup>2</sup> / AWG 14; insulated; electro-tin plated; electrolytic copper; gastight crimped; acc. to DIN 46228, Part 4/09.90; blue	<a href="http://www.wago.com/216-266">www.wago.com/216-266</a>
	<b>Item no.: 216-264</b> Ferrule; Sleeve for 1.5 mm <sup>2</sup> / AWG 16; insulated; electro-tin plated; electrolytic copper; gastight crimped; acc. to DIN 46228, Part 4/09.90; black	<a href="http://www.wago.com/216-264">www.wago.com/216-264</a>
	<b>Item no.: 216-284</b> Ferrule; Sleeve for 1.5 mm <sup>2</sup> / AWG 16; insulated; electro-tin plated; electrolytic copper; gastight crimped; acc. to DIN 46228, Part 4/09.90; black	<a href="http://www.wago.com/216-284">www.wago.com/216-284</a>
	<b>Item no.: 216-286</b> Ferrule; Sleeve for 2.5 mm <sup>2</sup> / AWG 14; insulated; electro-tin plated; electrolytic copper; gastight crimped; acc. to DIN 46228, Part 4/09.90; blue	<a href="http://www.wago.com/216-286">www.wago.com/216-286</a>
	<b>Item no.: 216-287</b> Ferrule; Sleeve for 4 mm <sup>2</sup> / AWG 12; insulated; electro-tin plated; electrolytic copper; gastight crimped; acc. to DIN 46228, Part 4/09.90; gray	<a href="http://www.wago.com/216-287">www.wago.com/216-287</a>
	<b>Item no.: 216-262</b> Ferrule; Sleeve for 0.75 mm <sup>2</sup> / 18 AWG; insulated; electro-tin plated; electrolytic copper; gastight	<a href="http://www.wago.com/216-262">www.wago.com/216-262</a>

Subject to changes. Please also observe the further product documentation!

crimped; acc. to DIN 46228, Part 4/09.90; gray



**Item no.: 216-288**

Ferrule; Sleeve for 6 mm<sup>2</sup> / AWG 10; insulated; electro-tin plated; electrolytic copper; gastight crimped; [www.wago.com/216-288](http://www.wago.com/216-288)  
acc. to DIN 46228, Part 4/09.90; yellow



**Item no.: 216-301**

Ferrule; Sleeve for 0.25 mm<sup>2</sup> / AWG 24; insulated; electro-tin plated; yellow

[www.wago.com/216-301](http://www.wago.com/216-301)



**Item no.: 216-267**

Ferrule; Sleeve for 4 mm<sup>2</sup> / AWG 12; insulated; electro-tin plated; electrolytic copper; gastight crimped; [www.wago.com/216-267](http://www.wago.com/216-267)  
acc. to DIN 46228, Part 4/09.90; gray



**Item no.: 216-302**

Ferrule; Sleeve for 0.34 mm<sup>2</sup> / 22 AWG; insulated; electro-tin plated; green

[www.wago.com/216-302](http://www.wago.com/216-302)

**Tool**

Operating tool



**Item no.: 210-719**

Operating tool; Blade: 2.5 x 0.4 mm; with a partially insulated shaft

[www.wago.com/210-719](http://www.wago.com/210-719)



**Item no.: 210-769**

SCREWDRIVER; green

[www.wago.com/210-769](http://www.wago.com/210-769)

**Downloads**

**Documentation**

**Bid Text**

787-2742	2019. 6. 13.	xml	Download
X81 - Datei		7.6 kB	

787-2742	2019. 6. 13.	docx	Download
docx - Datei		23.7 kB	

**Instruction Leaflet**

Primär getaktete Stromversorgung ECO	V 1.5.0	pdf	Download
		1.0 MB	

**Additional Information**

Disposal; Electrical and electronic equipment, Packaging	V 1.0.0	pdf	Download
		265.8 kB	

**CAD/CAE-Data**

**CAD data**

Subject to changes. Please also observe the further product documentation!



2D/3D Models 787-2742

[URL](#)

[Download](#)

---

#### CAE data

ZUKEN Portal 787-2742

[URL](#)

[Download](#)

EPLAN Data Portal 787-2742

[URL](#)

[Download](#)

---

### Environmental Product Compliance

#### Compliance Search

Environmental Product Compliance 787-2742

[URL](#)

[Download](#)

Power supply unit; Eco; 3-phase; 24 VDC output voltage; 20 A output current; DC OK contact

---

### Installation Notes

### Product family

**EPSITRON ECO Power**

[Show all products from the family](#)

Subject to changes. Please also observe the further product documentation!

---

WAGO Kontakttechnik GmbH & Co. KG

Hansastr. 27

32423 Minden

Phone: +49571 887-0 | Fax: +49571 887-169

Email: [info.de@wago.com](mailto:info.de@wago.com) | Web: [www.wago.com](http://www.wago.com)

Do you have any questions about our products?

We are always happy to take your call at +49 (571) 887-44222.