



Micro Commercial Components



Micro Commercial Components
20736 Marilla Street Chatsworth
CA 91311
Phone: (818) 701-4933
Fax: (818) 701-4939

SMBJ5347BHE3
THRU
SMBJ5388BHE3

Features

- AEC-Q101 Qualified
Low Profile Package for Surface Mounting(Flat Handling Surface for Accurate Placement)
Zener Voltage 10V to 200V
High Surge Current Capability
For Available Tolerances-see Note 1
Available on Tape and Reel (see E1A std RS-481)
Lead Free Finish/Rohs Compliant (Note1) ("P" Suffix designates Compliant. See ordering information)
Halogen free

Mechanical Data

- Standard JEDEC Outlines as Shown
Marking: See page 2
Epoxy meets UL 94 V-0 flammability rating
Moisture Sensitivity Level 1
Maximum Temperature for Soldering: 260°C for 10 Seconds

Electrical Characteristics @ 25°C Unless Otherwise Specified

Table with 3 columns: Parameter, Symbol, Value. Rows include Forward Voltage at 1.0A Current, Steady State Power Dissipation, Operating and Storage Temperatures, Thermal Resistance.

- Note: 1.High Tempertaure Solder Exemptions Applied,see EU Directive Annex 7.
2. Lead temperature at 75°C = TL at mounting plane. Derate linearly above 75°C to zero power at 150 °C
3. Ambient temperature at 15°C = TA at mounting plane. Derate linearly above 15°C to zero power at 150 °C

5 Watt
Surface Mount Silicon
Zener Diode
10 to 200 Volts

DO-214AA
(SMB) (Lead Frame)

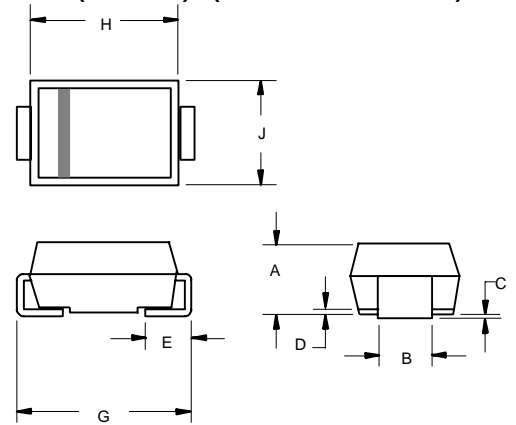
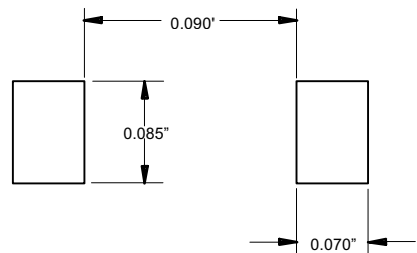


Table titled DIMENSIONS with columns for DIM, INCHES (MIN, MAX), MM (MIN, MAX), and NOTE. Lists dimensions A through J.

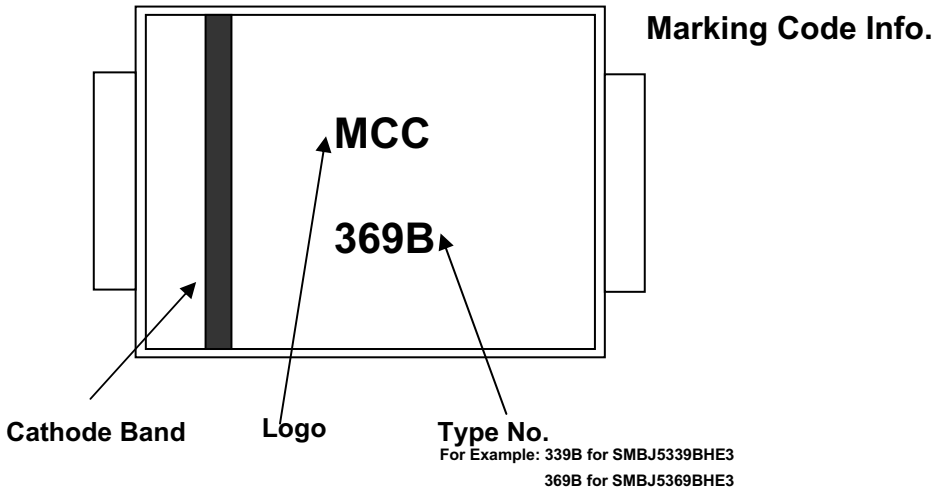
SUGGESTED SOLDER PAD LAYOUT



ELECTRICAL CHARACTERISTICS @25°C

| MCC PART NUMBER | REGULATOR VOLTAGE V_z | TEST CURRENT I_z | MAXIMUM DYNAMIC IMPEDANCE Z_{zT} | MAXIMUM REVERSE CURRENT I_R | TEST VOLTAGE V_R | MAXIMUM REGULATOR CURRENT I_{zM} | MAXIMUM DYNAMIC KNEE IMPEDANCE $Z_{zK}@1.0mA$ | MAXIMUM SURGE CURRENT I_{zSM} | MAXIMUM VOLTAGE REGULATION |
|-----------------|-------------------------|--------------------|------------------------------------|-------------------------------|--------------------|------------------------------------|---|---------------------------------|----------------------------|
| | VOLTS | mA | OHMS | μA | VOLTS | mA | OHMS | A | VOLTS |
| SMBJ5347BHE3 | 10 | 125 | 2 | 5 | 7.6 | 475 | 125 | 8.6 | 0.22 |
| SMBJ5348BHE3 | 11 | 125 | 2.5 | 5 | 8.4 | 430 | 125 | 8 | 0.25 |
| SMBJ5349BHE3 | 12 | 100 | 2.5 | 2 | 9.1 | 395 | 125 | 7.5 | 0.25 |
| SMBJ5350BHE3 | 13 | 100 | 2.5 | 1 | 9.9 | 365 | 100 | 7 | 0.25 |
| SMBJ5351BHE3 | 14 | 100 | 2.5 | 1 | 10.6 | 340 | 75 | 6.7 | 0.25 |
| SMBJ5352BHE3 | 15 | 75 | 2.5 | 1 | 11.5 | 315 | 75 | 6.3 | 0.25 |
| SMBJ5353BHE3 | 16 | 75 | 2.5 | 1 | 12.2 | 295 | 75 | 6 | 0.3 |
| SMBJ5354BHE3 | 17 | 70 | 2.5 | 0.5 | 12.9 | 280 | 75 | 5.8 | 0.35 |
| SMBJ5355BHE3 | 18 | 65 | 2.5 | 0.5 | 13.7 | 264 | 75 | 5.5 | 0.4 |
| SMBJ5356BHE3 | 19 | 65 | 3 | 0.5 | 14.4 | 250 | 75 | 5.3 | 0.4 |
| SMBJ5357BHE3 | 20 | 65 | 3 | 0.5 | 15.2 | 237 | 75 | 5.1 | 0.4 |
| SMBJ5358BHE3 | 22 | 50 | 3.5 | 0.5 | 16.7 | 216 | 75 | 4.7 | 0.45 |
| SMBJ5359BHE3 | 24 | 50 | 3.5 | 0.5 | 18.2 | 198 | 100 | 4.4 | 0.55 |
| SMBJ5360BHE3 | 25 | 50 | 4 | 0.5 | 19 | 190 | 110 | 4.3 | 0.55 |
| SMBJ5361BHE3 | 27 | 50 | 5 | 0.5 | 20.6 | 176 | 120 | 4.1 | 0.6 |
| SMBJ5362BHE3 | 28 | 50 | 6 | 0.5 | 21.2 | 170 | 130 | 3.9 | 0.6 |
| SMBJ5363BHE3 | 30 | 40 | 8 | 0.5 | 22.8 | 158 | 140 | 3.7 | 0.6 |
| SMBJ5364BHE3 | 33 | 40 | 10 | 0.5 | 25.1 | 144 | 150 | 3.5 | 0.6 |
| SMBJ5365BHE3 | 36 | 30 | 11 | 0.5 | 27.4 | 132 | 160 | 3.3 | 0.65 |
| SMBJ5366BHE3 | 39 | 30 | 14 | 0.5 | 29.7 | 122 | 170 | 3.1 | 0.65 |
| SMBJ5367BHE3 | 43 | 30 | 20 | 0.5 | 32.7 | 110 | 190 | 2.8 | 0.7 |
| SMBJ5368BHE3 | 47 | 25 | 25 | 0.5 | 35.8 | 100 | 210 | 2.7 | 0.8 |
| SMBJ5369BHE3 | 51 | 25 | 27 | 0.5 | 38.8 | 93 | 230 | 2.5 | 0.9 |
| SMBJ5370BHE3 | 56 | 20 | 35 | 0.5 | 42.6 | 86 | 280 | 2.3 | 1 |
| SMBJ5371BHE3 | 60 | 20 | 40 | 0.5 | 45.5 | 79 | 350 | 2.2 | 1.2 |
| SMBJ5372BHE3 | 62 | 20 | 42 | 0.5 | 47.1 | 76 | 400 | 2.1 | 1.35 |
| SMBJ5373BHE3 | 68 | 20 | 44 | 0.5 | 51.7 | 70 | 500 | 2 | 1.5 |
| SMBJ5374BHE3 | 75 | 20 | 45 | 0.5 | 56 | 63 | 620 | 1.9 | 1.6 |
| SMBJ5375BHE3 | 82 | 15 | 65 | 0.5 | 62.2 | 58 | 720 | 1.8 | 1.8 |
| SMBJ5376BHE3 | 87 | 15 | 75 | 0.5 | 66 | 54.5 | 760 | 1.7 | 2 |
| SMBJ5377BHE3 | 91 | 15 | 75 | 0.5 | 69.2 | 52.5 | 760 | 1.6 | 2.2 |
| SMBJ5378BHE3 | 100 | 12 | 90 | 0.5 | 76 | 47.5 | 800 | 1.5 | 2.3 |
| SMBJ5379BHE3 | 110 | 12 | 125 | 0.5 | 83.6 | 43 | 1000 | 1.4 | 2.5 |
| SMBJ5380BHE3 | 120 | 10 | 170 | 0.5 | 91.2 | 39.5 | 1150 | 1.3 | 2.5 |
| SMBJ5381BHE3 | 130 | 10 | 190 | 0.5 | 98.8 | 36.6 | 1250 | 1.2 | 2.5 |
| SMBJ5382BHE3 | 140 | 8.0 | 230 | 0.5 | 106 | 34 | 1500 | 1.2 | 2.5 |
| SMBJ5383BHE3 | 150 | 8.0 | 330 | 0.5 | 114 | 31.6 | 1500 | 1.1 | 3 |
| SMBJ5384BHE3 | 160 | 8.0 | 350 | 0.5 | 122 | 29.4 | 1650 | 1.1 | 3 |
| SMBJ5385BHE3 | 170 | 8.0 | 380 | 0.5 | 129 | 28 | 1750 | 1.0 | 3 |
| SMBJ5386BHE3 | 180 | 5.0 | 430 | 0.5 | 137 | 26.4 | 1750 | 1.0 | 4 |
| SMBJ5387BHE3 | 190 | 5.0 | 450 | 0.5 | 144 | 25 | 1850 | 0.9 | 5 |
| SMBJ5388BHE3 | 200 | 5.0 | 480 | 0.5 | 152 | 23.6 | 1850 | 0.9 | 5 |

SMBJ5347BHE3 thru SMBJ5388BHE3



Note 1 Devices listed have a $\pm 5\%$ tolerance on nominal V_Z . Suffix C denotes a $\pm 2\%$

Note 2 Nominal Zener Voltage (V_Z) is tested with a 40 ± 10 milliseconds pulse current at 25°C to avoid self-heat affection.

Note 3 The Zener impedance (Z_{ZT} or Z_{ZK}) is derived from the 60 Hz ac voltage, which results when an ac current having a rms value equal to 10% of the dc zener current (I_{ZT} or I_{ZK}) is superimposed on I_{ZT} or I_{ZK} respectively.

Note 4 The Maximum Reverse (leakage) Current is specified for devices with $\pm 20\%$ and $\pm 10\%$ voltage tolerances on nominal V_Z in another column.

Note 5 The Maximum Zener Current (I_{ZM}) shown is for $\pm 5\%$ tolerance devices. I_{ZM} for $\pm 10\%$ and $\pm 20\%$ devices can be calculated using the formula:

$$I_{ZM} = \frac{P}{V_{ZM}}$$

Where " V_{ZM} " is V_Z at the high end of the voltage tolerance specified and "P" is the rated power of the device.

Note 6 The Surge Current (I_{SM}) is specified as the maximum peak of a nonrecurring sine wave of 8.3 milliseconds duration.

Note 7 Voltage Regulation (ΔV_Z) is the difference between the voltage measured at 10% and 50% I_{ZM} .

RATING AND CHARACTERISTICS CURVES
SMBJ5347BHE3 THRU SMBJ5388BHE3

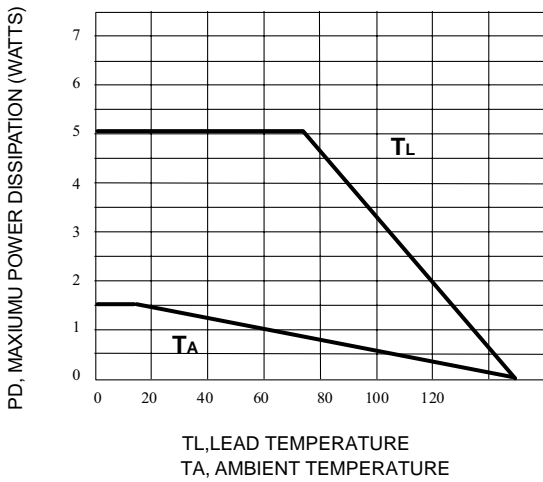


Fig. 1-POWER TEMPERATURE DERATING CURVE

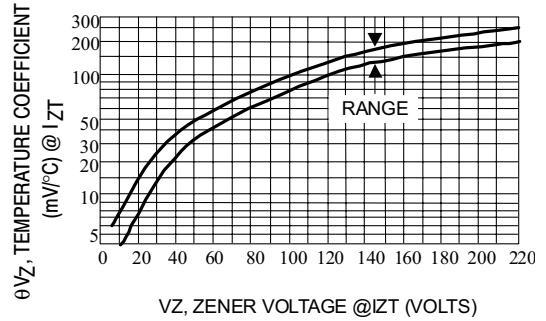


Fig. 2-TEMPERATURE COEFFICIENT-RANGE FOR UNITS 10 TO 51 VOLTS

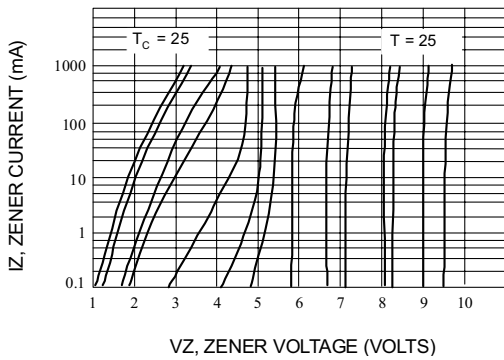


Fig. 3-ZENER VOLTAGE VERSUS ZENER CURRENT
VZ = 10 VOLTS

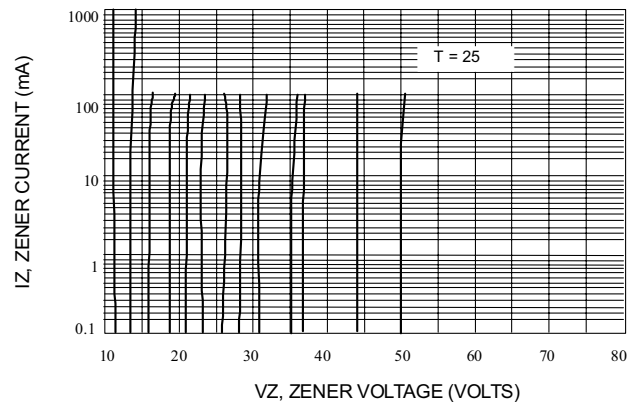


Fig. 4-ZENER VOLTAGE VERSUS ZENER CURRENT
VZ = 11 THRU 51 VOLTS



Micro Commercial Components

Ordering Information :

| Device | Packing |
|----------------|-----------------------|
| Part Number-TP | Tape&Reel: 3Kpcs/Reel |

*****IMPORTANT NOTICE*****

Micro Commercial Components Corp. reserves the right to make changes without further notice to any product herein to make corrections, modifications , enhancements , improvements , or other changes . **Micro Commercial Components Corp .** does not assume any liability arising out of the application or use of any product described herein; neither does it convey any license under its patent rights ,nor the rights of others . The user of products in such applications shall assume all risks of such use and will agree to hold **Micro Commercial Components Corp .** and all the companies whose products are represented on our website, harmless against all damages.

*****LIFE SUPPORT*****

MCC's products are not authorized for use as critical components in life support devices or systems without the express written approval of Micro Commercial Components Corporation.

*****CUSTOMER AWARENESS*****

Counterfeiting of semiconductor parts is a growing problem in the industry. Micro Commercial Components (MCC) is taking strong measures to protect ourselves and our customers from the proliferation of counterfeit parts. MCC strongly encourages customers to purchase MCC parts either directly from MCC or from Authorized MCC Distributors who are listed by country on our web page cited below. Products customers buy either from MCC directly or from Authorized MCC Distributors are genuine parts, have full traceability, meet MCC's quality standards for handling and storage. **MCC will not provide any warranty coverage or other assistance for parts bought from Unauthorized Sources.** MCC is committed to combat this global problem and encourage our customers to do their part in stopping this practice by buying direct or from authorized distributors.