

Model Number

NJ2-D-US-1.500-V12

Cylinder Position Switch

Features

- 2-wire AC/DC
- Weld Immune
- Sensing range 2 mm
- 3000 psi rating

Accessories

V12-G-YE2M-PVC

Connecting cable, 1/2" - 20 UNF, 3-pin, PVC cable

V12-W-YE2M-PVC

Connecting cable, 1/2" - 20 UNF, 3-pin, PVC cable

SPACER 0.160 TO 0.375 : X.XXX"

Spacer for cylinder switches

SPACER 0.380 TO 0.875 : X.XXX"

Spacer for cylinder switches

Technical Data

General specifications

Switching element function		AC/DC	NO
Rated operating distance	s_n	2 mm	
Installation		flush	
Output polarity		AC/DC	NO
Assured operating distance	s_a	0 ... 1.62 mm	
Reduction factor r_{AI}		0.4	
Reduction factor r_{304}		0.85	

Nominal ratings

Operating voltage	U_B	20 ... 250 V AC/20 ... 300 V DC
Switching frequency	f	0 ... 20 Hz
Hysteresis	H	10 ... 20 % 15 typ.
Reverse polarity protection		yes
Short-circuit protection		yes
Voltage drop	U_d	≤ 7 V
Momentary current (20 ms, 0.1 Hz)		≤ 3 A
Operating current	I_L	8 ... 300 mA
Off-state current	I_r	< 1.7 mA
Mag. Field strength, AC fields		250 mT
Mag. Field strength, DC fields		100 mT

Limit data

Operating pressure dynamically	3000 psi
--------------------------------	----------

Indicators/operating means

LED green	Power on
LED red	Output status
LED red/green	Short circuit/overload indication

Standard conformity

Standards	EN 60947-5-2
-----------	--------------

Ambient conditions

Ambient temperature	-25 ... 70 °C (-13 ... 158 °F)
---------------------	--------------------------------

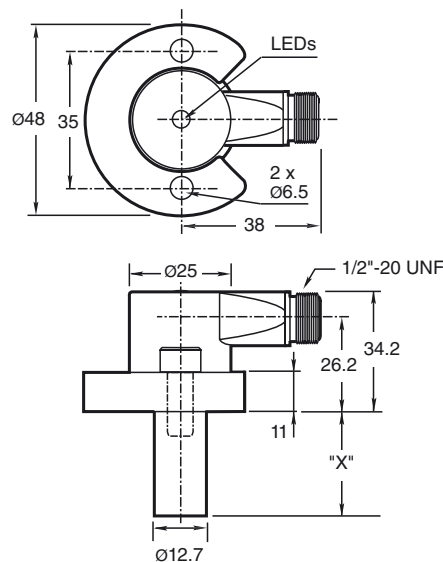
Mechanical specifications

Connection type	Connector 1/2"-20 UNF, 3-pin
Degree of protection	IP67
Material	Housing: zinc Probe: aluminum
Note	X = 1.50 in (38.1 mm)

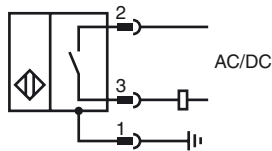
Approvals and certificates

UL approval	cULus Listed, General Purpose
CSA approval	cCSAus Listed, General Purpose

Dimensions



Electrical Connection



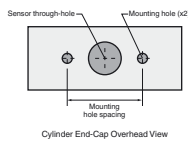
Pinout



Wire colors

- 1 | GN (green)
- 2 | RD/BK (red/black)
- 3 | RD/WH (red/white)

NPT Type Mounting Holes:
 1000 and 3000 psi NPT Types:
 Mounting hole screw thread shall be 1/4" - 20.
 Minimum thread engagement depth is 0.250" (6.35 mm)
 Hole spacing is 35 mm center to center.



Mounting Screws:
 Standard 1000 and 3000 psi models use two, self-locking 1/4" - 20 socket head cap screws (provided).
 Recommended tightening torque: 150 in lb (16.95 N-m).

Important: When using spacers, make certain to maintain the 0.250" (6.35 mm) minimum mounting screw thread engagement.