

Pushbuttons and Indicating Lights

Pushbutton—Non-Illuminated



Pushbutton—Illuminated



Indicating Light



Emergency Stop—Non-Illuminated



Emergency Stop—Illuminated







47.4 M22 Modular Pushbuttons

Product Overview	2
Product Description	4
Product Selection	
Pushbuttons	5
Illuminated Pushbuttons	15
Indicating Lights	24
Emergency Stops	26
Illuminated Emergency Stops	28
Selector Switches	30
Illuminated Selector Switches	35
Key Operated Selector Switches	38
Mushroom Head Pushbuttons	44
Double Pushbuttons	49
Four-Way Pushbuttons	53
Joysticks	54
Potentiometers	55
Acoustic Devices	55
Through-the-Door Operators	56
Bulkhead Interfaces	56
ASi Adapter Modules	56
Palm Switches	57
Assembled Control Stations	58
Accessories	59
Coding Adapter Guide	66
Technical Data and Specifications	67
Dimensions	71
Symbols Library	77
Catalog Number Index	85


Note: Supplement to Publication No. CA08102001E—Tab 47.

M22 Modular Pushbutton Overview



Pushbuttons

	Description	Operator	Page(s)
	Non-Illuminated, Flush	Momentary	5–7
		Maintained	8, 9
	Non-Illuminated, Extended	Momentary	10, 11
		Maintained	12, 13
	Illuminated, Flush	Momentary	15–17
		Maintained	18, 19
	Illuminated, Extended	Momentary	20, 21
		Maintained	22, 23




Indicating Lights

	Description	Operator	Page(s)
	Indicating Lights	—	24, 25


Emergency Stops

	Description	Operator	Page(s)
	Non-Illuminated	—	26, 27
	Illuminated	—	28, 29




Selector Switches

	Description	Operator	Page(s)
	Non-Illuminated, Knob Type	—	30, 31
		—	32, 33
	Illuminated	—	35–37
	Key-Operated	—	38–43

Mushroom Head Pushbuttons


	Description	Operator	Page(s)
	Non-Illuminated	Momentary	44, 45
		Maintained	46, 47

Double Pushbuttons


	Description	Operator	Page(s)
	Extended Pushbuttons and Center Light	Momentary	49
	Flush Top and Center Light, Extended Bottom	Momentary	50
	Flush Pushbuttons and Center Light	—	51

M22 Modular Pushbutton Overview


Four-Way Pushbuttons

	Description	Operator	Page(s)
	Non-Interlocked	Momentary	53
	Interlocked	Momentary	53


Joysticks

	Description	Operator	Page(s)
	Joysticks	—	54


Potentiometers

	Description	Operator	Page(s)
	Potentiometers	—	55


Acoustic Devices

	Description	Operator	Page(s)
	Acoustic Devices	—	55


Through-the-Door Operators

	Description	Operator	Page(s)
	Through-the-Door Operators	—	56


Bulkhead Interfaces

	Description	Operator	Page(s)
	Bulkhead Interfaces	—	56


ASi Adapter Modules

	Description	Operator	Page(s)
	ASi Adapter Modules	—	56

Palm Switches

	Description	Operator	Page(s)
	Palm Switches	—	57

Assembled Control Stations

	Description	Operator	Page(s)
	Assembled Control Stations	—	58

M22 Pushbuttons



Product Description

Eaton's M22 industrial heavy-duty pushbutton line offers a wide array of functional, attractive and ergonomically designed illuminated and non-illuminated pushbuttons, selector switches, push-pulls, alternate action and twist-to-release operators. The complete illuminated line is only offered in LED light units to ensure high-quality brightness and up to 100,000 hours of LED illumination. M22 operators are available with either a silver or a black colored bezel. The space-saving modular construction of the M22 line makes on-the-job assembly fast and simplifies the stocking of both components and complete devices.

Highly Modular and Versatile Line

- Field convertible functions (pushbuttons and selector switches), maintained to momentary
- Customizable laser engraving capabilities

LED Indicators

- 100,000 hours of life in high-vibration environments
- Lenses specifically designed for LED illumination

Rugged Design

- Most pushbutton operators and contact blocks exceed 5 million mechanical operations
- All components have IP66 rating, and some carry IP67 and IP69K for washdown environment; see **Page 67** for further technical data

Innovative Technologies

- ASi communicating devices
- Palm switches

Features

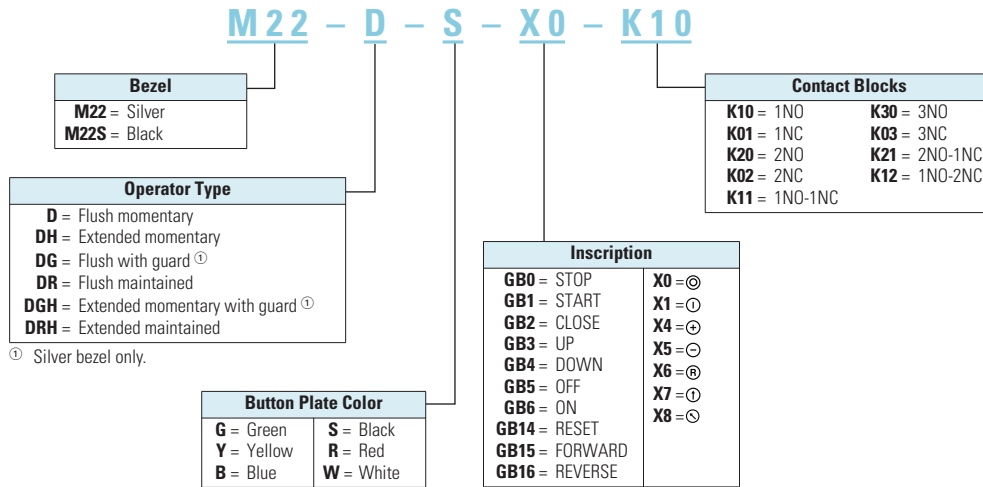
- Field convertible pushbuttons and mushroom operators from maintained to momentary status
- Field convertible selector switches from momentary to maintained operation and vice versa
- LED offering only for all illuminated operators
- Laser engraved pushbuttons, lenses and enclosures
- Heavy-duty construction with a minimum of IP66 and UL NEMA® type 4X / 13 on front of panel operators. Many operators even carry IP67 and IP69K, for the toughest applications
- Silver or black colored nylon bezels
- Snap-lock contact blocks and light units for front or base mounting
- Notched hole mounting with anti-rotation tab and central nut mounting on each operator
- Over 5 million mechanical operations and 1.6 million electrical (reference specification sheet)
- Direct opening action normally closed contacts
- Unique and innovative offerings, such as four-way pushbuttons and USB/RJ45 bulkhead interfaces
- Screw or spring-cage terminals

Benefits

- Modular construction makes assembly fast and simplifies stocking of components and complete devices
- Field convertibility of operator status for pushbuttons and selector switches helps distributors and customers reduce inventory and increase functionality
- LED offering only for improved brightness quality and up to 100,000 hours of operation
- Plastic construction is corrosion resistant. Operators are designed for rugged environments, ideal for washdown applications (reference each operator's IP ratings and IEC/EN 60529 for ingress protection definition)
- Anti-rotation tab saves installation time and prevents operator rotation
- High mechanical and electrical life allows for use in tough and challenging applications
- Laser inscription capabilities allow for high-quality, wear-resistant markings
- All normally closed (NC) contacts are Direct Opening Action, i.e., NC contacts are physically forced open by direct linkage with the pushbutton operator in the unlikely event of contact weld
- Some M22 operators are capable of communication via ASi protocol
- M22 offers USB and RJ45 connections

Catalog Number Selection

Non-Illuminated Pushbuttons





Note: Catalog Number Selection is for illustrative purposes only and not to be used to create new catalog numbers.

Product Selection

Non-Illuminated Pushbuttons, Flush, Momentary

Complete Devices



	Bezel	Button Color	Contact Block Configuration	Catalog Number	Price U.S. \$ ①
	Silver	Black	NO	M22-D-S-K10	17.50
			NC	M22-D-S-K01	17.50
			2NO	M22-D-S-K20	27.50
		2NC	M22-D-S-K02	27.50	
		1NO-1NC	M22-D-S-K11	27.50	
		Red	NO	M22-D-R-K10	17.50
	NC		M22-D-R-K01	17.50	
	2NO		M22-D-R-K20	27.50	
	2NC		M22-D-R-K02	27.50	
	1NO-1NC		M22-D-R-K11	27.50	
	Green		NO	M22-D-G-K10	17.50
		NC	M22-D-G-K01	17.50	
2NO		M22-D-G-K20	27.50		
2NC		M22-D-G-K02	27.50		
1NO-1NC		M22-D-G-K11	27.50		
		Black	Black	NO	M22S-D-S-K10
	NC			M22S-D-S-K01	16.00
	2NO			M22S-D-S-K20	26.00
	2NC		M22S-D-S-K02	26.00	
	1NO-1NC		M22S-D-S-K11	26.00	
	Red		NO	M22S-D-R-K10	16.00
			NC	M22S-D-R-K01	16.00
			2NO	M22S-D-R-K20	26.00
	2NC		M22S-D-R-K02	26.00	
	1NO-1NC	M22S-D-R-K11	26.00		
	Green	NO	M22S-D-G-K10	16.00	
		NC	M22S-D-G-K01	16.00	
		2NO	M22S-D-G-K20	26.00	
		2NC	M22S-D-G-K02	26.00	
		1NO-1NC	M22S-D-G-K11	26.00	

Note

① Discount Symbol: **1CD1**.

Non-Illuminated Pushbuttons, Flush, Momentary

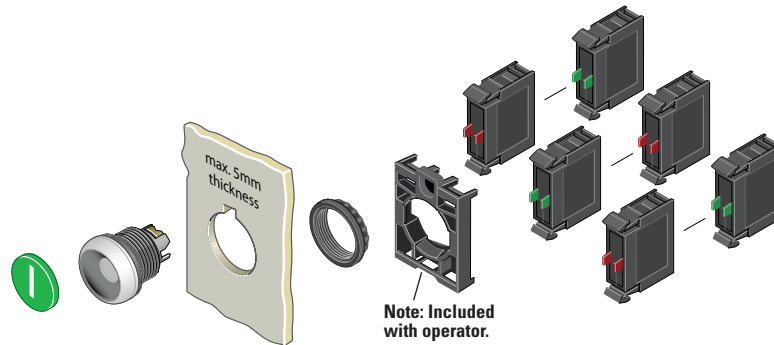
Operators Only ^①

	Bezel	Button Color	Inscription	Catalog Number	Price U.S. \$ ^④
M22-D-G 	Silver	Black	—	M22-D-S	7.50
		Red	—	M22-D-R	7.50
			STOP	M22-D-R-GB0	8.50
			⊙	M22-D-R-X0	8.50
		Green	—	M22-D-G	7.50
			START	M22-D-G-GB1	8.50
			⓪	M22-D-G-X1	8.50
		White	—	M22-D-W	7.50
		Blue	—	M22-D-B	7.50
		Yellow	—	M22-D-Y	7.50
		—	—	M22-D-X-SRG ^②	9.00
		—	—	M22-D-X-SWRGYB ^③	11.50
		M22S-D-G 	Black	Black	—
Red	—			M22S-D-R	6.00
	STOP			M22S-D-R-GB0	7.00
	⊙			M22S-D-R-X0	7.00
Green	—			M22S-D-G	6.00
	START			M22S-D-G-GB1	7.00
	⓪			M22S-D-G-X1	7.00
White	—			M22S-D-W	6.00
Blue	—			M22S-D-B	6.00
Yellow	—			M22S-D-Y	6.00
—	—			M22S-D-X-SRG ^②	7.50
—	—			M22S-D-X-SWRGYB ^③	10.00
M22-DG-G 	Silver Guarded			Black	—
		Red	—	M22-DG-R	15.00
		Green	—	M22-DG-G	15.00
		White	—	M22-DG-W	15.00
		Blue	—	M22-DG-B	15.00
		Yellow	—	M22-DG-Y	15.00
		—	—	M22-DG-X-SRG ^②	16.50
		—	—	M22-DG-X-SWRGYB ^③	19.00

Notes

- ① Includes contact block mounting adapter.
- ② Buttonless operator comes with 3 color buttons (Black, Red, Green).
- ③ Buttonless operator comes with all 6 color buttons (Black, White, Red, Green, Yellow, Blue).
- ④ Discount Symbol: **1CD1**.

Non-Illuminated Pushbuttons, Flush, Momentary



Components

M22-XD-G



Button Plates ①

Color	Inscription	Catalog Number	Price U.S. \$ ④
Black	—	M22-XD-S ②	1.00
	Custom	M22-XD-S-ETCH ③	2.00
	STOP	M22-XD-S-GB0	2.00
	START	M22-XD-S-GB1	2.00
	CLOSE	M22-XD-S-GB2	2.00
	UP	M22-XD-S-GB3	2.00
	DOWN	M22-XD-S-GB4	2.00
	OFF	M22-XD-S-GB5	2.00
	ON	M22-XD-S-GB6	2.00
	TEST	M22-XD-S-GB9	2.00
	FORWARD	M22-XD-S-GB15	2.00
	REVERSE	M22-XD-S-GB16	2.00
	RAISE	M22-XD-S-GB17	2.00
	LOWER	M22-XD-S-GB18	2.00
	⊙	M22-XD-S-X0	2.00
	⓪	M22-XD-S-X1	2.00
⊕	M22-XD-S-X4	2.00	
⊖	M22-XD-S-X5	2.00	
Ⓜ	M22-XD-S-X7	2.00	
Red	—	M22-XD-R ②	1.00
	Custom	M22-XD-R-ETCH ③	2.00
	STOP	M22-XD-R-GB0	2.00
	OFF	M22-XD-R-GB5	2.00
	⊙	M22-XD-R-X0	2.00
Green	—	M22-XD-G ②	1.00
	Custom	M22-XD-G-ETCH ③	2.00
	START	M22-XD-G-GB1	2.00
	ON	M22-XD-G-GB6	2.00
Blue	⓪	M22-XD-G-X1	2.00
	—	M22-XD-B ②	1.00
	Custom	M22-XD-B-ETCH ③	2.00
White	RESET	M22-XD-B-GB14	2.00
	Ⓜ	M22-XD-B-X6	2.00
	—	M22-XD-W ②	1.00
	Custom	M22-XD-W-ETCH ③	2.00
Yellow	START	M22-XD-W-GB1	2.00
	⓪	M22-XD-W-X1	2.00
	—	M22-XD-Y ②	1.00
Black, Red, Green	Custom	M22-XD-Y-ETCH ③	2.00
	—	M22-XD-SRG	2.50
Black, White, Red, Green, Yellow, Blue	—	M22-XD-SWRGYB	5.00

Buttonless Operator

Bezel	Catalog Number	Price U.S. \$ ④
Silver	M22-D-X	6.50

M22-D-X



Black	M22S-D-X	5.00
-------	----------	------

M22S-D-X



Silver Guarded	M22-DG-X	14.00
----------------	----------	-------

M22-DG-X



Contact Blocks ①

Terminal Type	Contact Configuration	Catalog Number	Price U.S. \$ ④
Screw	NO	M22-K10	10.00
	NO, Early-Make	M22-K10P	11.00
	NC	M22-K01	10.00
	NC, Late-Break	M22-K01D	11.00
Spring-Cage	NO	M22-CK10	13.00
	NC	M22-CK01	13.00
	NC, Late-Break	M22-CK01D	11.00
	2NO	M22-CK20	23.00
	2NC	M22-CK02	23.00
	NO-NC	M22-CK11	23.00

M22-K10



Notes

- ① For complete listing of available button plates and contact blocks, see Accessories, Pages 59–64.
- ② Minimum order quantity of (10).
- ③ When ordering, specify inscription per catalog number suffix from the symbols library (see Pages 77–84) into the Order Notes. For example, M22-XD-S-ETCH; Order Notes: Mark with symbol X91, Line item #_.
- ④ Discount Symbol: 1CD1.



47.4

Pushbuttons and Indicating Lights

M22 Modular Pushbuttons

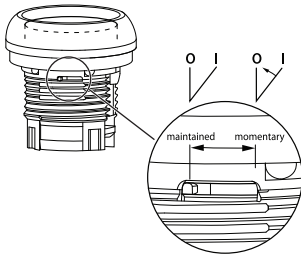
Non-Illuminated Pushbuttons, Flush, Maintained ^①

Operators Only ^②

	Bezel	Button Color	Catalog Number	Price U.S. \$ ^⑤
 M22-DR-S	Silver	Black	M22-DR-S	10.00
		Red	M22-DR-R	10.00
		Green	M22-DR-G	10.00
		White	M22-DR-W	10.00
		Blue	M22-DR-B	10.00
		Yellow	M22-DR-Y	10.00
		^③	M22-DR-X-SRG	11.50
		^④	M22-DR-X-SWRGYB	14.00
 M22S-DR-S	Black	Black	M22S-DR-S	8.50
		Red	M22S-DR-R	8.50
		Green	M22S-DR-G	8.50
		White	M22S-DR-W	8.50
		Blue	M22S-DR-B	8.50
		Yellow	M22S-DR-Y	8.50
		^③	M22S-DR-X-SRG	10.00
		^④	M22S-DR-X-SWRGYB	12.50

Notes

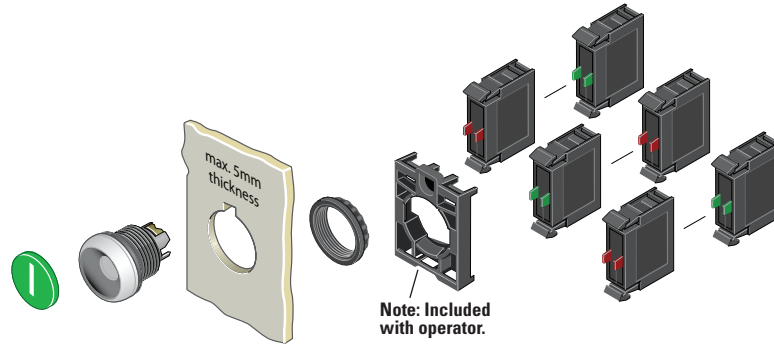
- ① Maintained pushbuttons can be converted in the field to momentary operation by switching the locking ring, which is accessible through the side of the operator body.
- ② Includes contact block mounting adapter.
- ③ Buttonless operator comes with 3 color buttons (Black, Red, Green).
- ④ Buttonless operator comes with all 6 color buttons (Black, White, Red, Green, Yellow, Blue).
- ⑤ Discount Symbol: **1CD1**.



⊕ = Positively driven contact.

Note: This pilot device features a selectable function switch that enables the device to be set to either maintained or momentary operation.

Non-Illuminated Pushbuttons, Flush, Maintained ^①



Components



Button Plates ^②

Color	Inscription	Catalog Number	Price U.S. \$ ^⑤
Black	—	M22-XD-S ^③	1.00
	Custom	M22-XD-S-ETCH ^④	2.00
	STOP	M22-XD-S-GB0	2.00
	START	M22-XD-S-GB1	2.00
	CLOSE	M22-XD-S-GB2	2.00
	UP	M22-XD-S-GB3	2.00
	DOWN	M22-XD-S-GB4	2.00
	OFF	M22-XD-S-GB5	2.00
	ON	M22-XD-S-GB6	2.00
	TEST	M22-XD-S-GB9	2.00
	FORWARD	M22-XD-S-GB15	2.00
	REVERSE	M22-XD-S-GB16	2.00
	RAISE	M22-XD-S-GB17	2.00
	LOWER	M22-XD-S-GB18	2.00
	⊙	M22-XD-S-X0	2.00
	⓪	M22-XD-S-X1	2.00
	⊕	M22-XD-S-X4	2.00
⊖	M22-XD-S-X5	2.00	
Ⓜ	M22-XD-S-X7	2.00	
Red	—	M22-XD-R ^③	1.00
	Custom	M22-XD-R-ETCH ^④	2.00
	STOP	M22-XD-R-GB0	2.00
	OFF	M22-XD-R-GB5	2.00
Green	—	M22-XD-G ^③	1.00
	Custom	M22-XD-G-ETCH ^④	2.00
	START	M22-XD-G-GB1	2.00
	ON	M22-XD-G-GB6	2.00
Blue	—	M22-XD-B ^③	1.00
	Custom	M22-XD-B-ETCH ^④	2.00
	RESET	M22-XD-B-GB14	2.00
White	Ⓜ	M22-XD-B-X6	2.00
	—	M22-XD-W ^③	1.00
	Custom	M22-XD-W-ETCH ^④	2.00
Yellow	START	M22-XD-W-GB1	2.00
	⓪	M22-XD-W-X1	2.00
	—	M22-XD-Y ^③	1.00
Black, Red, Green	Custom	M22-XD-Y-ETCH ^④	2.00
	—	M22-XD-SRG	2.50
Black, White, Red, Green, Yellow, Blue	—	M22-XD-SWRGB	5.00

Buttonless Operator

Bezel	Catalog Number	Price U.S. \$ ^⑤
Silver	M22-DR-X	9.00
Black	M22S-DR-X	7.50

Contact Blocks ^②




Terminal Type	Contact Configuration	Catalog Number	Price U.S. \$ ^⑤
Screw	NO	M22-K10	10.00
	NO, Early-Make	M22-K10P	11.00
	NC	M22-K01	10.00
	NC, Late-Break	M22-K01D	11.00
Spring-Cage	NO	M22-CK10	13.00
	NC	M22-CK01	13.00
	NC, Late-Break	M22-CK01D	11.00
	2NO	M22-CK20	23.00
	2NC	M22-CK02	23.00
	NO-NC	M22-CK11	23.00

Notes




- ① Maintained pushbuttons can be converted in the field to momentary operation by switching the locking ring, which is accessible through the side of the operator body.
- ② For complete listing of available button plates and contact blocks, see Accessories, Pages 59–64.
- ③ Minimum order quantity of (10).
- ④ When ordering, specify inscription per catalog number suffix from the symbols library (see Pages 77–84) into the Order Notes. For example, M22-XD-S-ETCH; Order Notes: Mark with symbol X91, Line item #_.
- ⑤ Discount Symbol: **1CD1**.

Non-Illuminated Pushbuttons, Extended, Momentary

Complete Devices

	Bezel	Button Color	Contact Block Configuration	Catalog Number	Price U.S. \$ ^④
 M22-DH-R-K10	Silver	Red	NO	M22-DH-R-K10	18.50
			NC	M22-DH-R-K01	18.50
			2NO	M22-DH-R-K20	28.50
			2NC	M22-DH-R-K02	28.50
			1NO-1NC	M22-DH-R-K11	28.50
 M22S-DH-R-K10	Black	Red	NO	M22S-DH-R-K10	17.00
			NC	M22S-DH-R-K01	17.00
			2NO	M22S-DH-R-K20	27.00
			2NC	M22S-DH-R-K02	27.00
			1NO-1NC	M22S-DH-R-K11	27.00
 M22-DGH-R-K10	Silver Guarded	Red	NO	M22-DGH-R-K10	26.00
			NC	M22-DGH-R-K01	26.00
			2NO	M22-DGH-R-K20	36.00
			2NC	M22-DGH-R-K02	36.00
			1NO-1NC	M22-DGH-R-K11	36.00

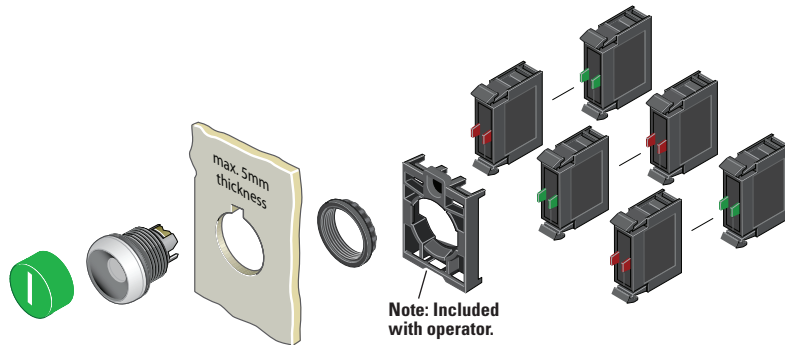
Operators Only^①

	Bezel	Button Color	Inscription	Catalog Number	Price U.S. \$ ^④	
 M22-DH-R	Silver	Black	—	M22-DH-S	8.50	
			Red	—	M22-DH-R	8.50
			STOP	—	M22-DH-R-GB0	9.50
				⊙	M22-DH-R-X0	9.50
		Green	—	M22-DH-G	8.50	
			White	—	M22-DH-W	8.50
		Blue	—	M22-DH-B	8.50	
			Yellow	—	M22-DH-Y	8.50
		②	—	M22-DH-X-SRG	11.50	
		③	—	M22-DH-X-SWRGYB	16.50	
		 M22S-DH-R	Black	Black	—	M22S-DH-S
Red	—				M22S-DH-R	7.00
	STOP			—	M22S-DH-R-GB0	8.00
				⊙	M22S-DH-R-X0	8.00
Green	—			M22S-DH-G	7.00	
	White			—	M22S-DH-W	7.00
Blue	—			M22S-DH-B	7.00	
	Yellow			—	M22S-DH-Y	7.00
②	—			M22S-DH-X-SRG	10.00	
③	—			M22S-DH-X-SWRGYB	15.00	
 M22-DGH-R	Silver Guarded			Black	—	M22-DGH-S
		Red	—		M22-DGH-R	16.00
			STOP	—	M22-DGH-R-GB0	17.00
				⊙	M22-DGH-R-X0	17.00
		Green	—	M22-DGH-G	16.00	
			White	—	M22-DGH-W	16.00
		Blue	—	M22-DGH-B	16.00	
			Yellow	—	M22-DGH-Y	16.00

Notes

- ① Includes contact block mounting adapter.
- ② Buttonless operator comes with 3 color buttons (Black, Red, Green).
- ③ Buttonless operator comes with all 6 color buttons (Black, White, Red, Green, Yellow, Blue).
- ④ Discount Symbol: **1CD1**.

Non-Illuminated Pushbuttons, Extended, Momentary



Components



Button Plates ①

Color	Inscription	Catalog Number	Price U.S. \$ ④
Black	—	M22-XDH-S ②	2.00
	Custom	M22-XDH-S-ETCH ③	3.00
	STOP	M22-XDH-S-GB0	3.00
	START	M22-XDH-S-GB1	3.00
	CLOSE	M22-XDH-S-GB2	3.00
	UP	M22-XDH-S-GB3	3.00
	DOWN	M22-XDH-S-GB4	3.00
	OFF	M22-XDH-S-GB5	3.00
	ON	M22-XDH-S-GB6	3.00
	TEST	M22-XDH-S-GB9	3.00
	FORWARD	M22-XDH-S-GB15	3.00
	REVERSE	M22-XDH-S-GB16	3.00
	RAISE	M22-XDH-S-GB17	3.00
	LOWER	M22-XDH-S-GB18	3.00
	⊙	M22-XDH-S-X0	3.00
	⓪	M22-XDH-S-X1	3.00
	⊕	M22-XDH-S-X4	3.00
⊖	M22-XDH-S-X5	3.00	
Ⓜ	M22-XDH-S-X7	3.00	
Red	—	M22-XDH-R ②	2.00
	Custom	M22-XDH-R-ETCH ③	3.00
	STOP	M22-XDH-R-GB0	3.00
	OFF	M22-XDH-R-GB5	3.00
	⊙	M22-XDH-R-X0	3.00
Green	—	M22-XDH-G ②	2.00
	Custom	M22-XDH-G-ETCH ③	3.00
	START	M22-XDH-G-GB1	3.00
	ON	M22-XDH-G-GB6	3.00
	⓪	M22-XDH-G-X1	3.00
Blue	—	M22-XDH-B ②	2.00
	Custom	M22-XDH-B-ETCH ③	3.00
	RESET	M22-XDH-B-GB14	3.00
White	—	M22-XDH-W ②	2.00
	Custom	M22-XDH-W-ETCH ③	3.00
	START	M22-XDH-W-GB1	3.00
Yellow	⓪	M22-XDH-W-X1	3.00
	—	M22-XDH-Y ②	2.00
Black, Red, Green	—	M22-XDH-SRG	5.00
	—	M22-XDH-SWRGB	10.00

Buttonless Operator

Bezel	Catalog Number	Price U.S. \$ ④
Silver	M22-D-X	6.50
Black	M22S-D-X	5.00
Silver Guarded	M22-DG-X	14.00

Contact Blocks ①

Terminal Type	Contact Configuration	Catalog Number	Price U.S. \$ ④
Screw	NO	M22-K10	10.00
	NO, Early-Make	M22-K10P	11.00
	NC	M22-K01	10.00
Spring-Cage	NC, Late-Break	M22-K01D	11.00
	NO	M22-CK10	13.00
	NC	M22-CK01	13.00
	NC, Late-Break	M22-CK01D	11.00
	2NO	M22-CK20	23.00
	2NC	M22-CK02	23.00
	NO-NC	M22-CK11	23.00

Notes

- ① For complete listing of available button plates and contact blocks, see Accessories, Pages 59–64.
- ② Minimum order quantity of (10).
- ③ When ordering, specify inscription per catalog number suffix from the symbols library (see Pages 77–84) into the Order Notes. For example, M22-XDH-S-ETCH; Order Notes: Mark with symbol X91, Line item #_.
- ④ Discount Symbol: 1CD1.



47.4

Pushbuttons and Indicating Lights

M22 Modular Pushbuttons

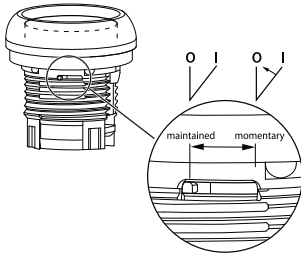
Non-Illuminated Pushbuttons, Extended, Maintained ^①

Operators Only ^②

	Bezel	Button Color	Catalog Number	Price U.S. \$ ^⑤
 M22-DRH-W	Silver	Black	M22-DRH-S	11.00
		Red	M22-DRH-R	11.00
		Green	M22-DRH-G	11.00
		White	M22-DRH-W	11.00
		Blue	M22-DRH-B	11.00
		Yellow	M22-DRH-Y	11.00
		③	M22-DRH-X-SRG	14.00
		④	M22-DRH-X-SWRGYB	19.00
 M22S-DRH-W	Black	Black	M22S-DRH-S	9.50
		Red	M22S-DRH-R	9.50
		Green	M22S-DRH-G	9.50
		White	M22S-DRH-W	9.50
		Blue	M22S-DRH-B	9.50
		Yellow	M22S-DRH-Y	9.50
		③	M22S-DRH-X-SRG	12.50
		④	M22S-DRH-X-SWRGYB	17.50

Notes

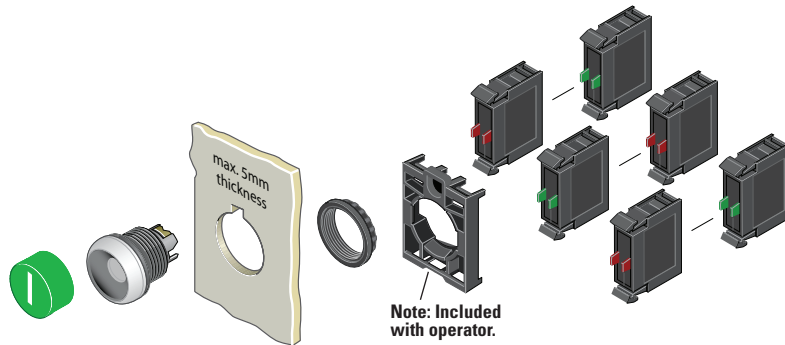
- ① Maintained pushbuttons can be converted in the field to momentary operation by switching the locking ring, which is accessible through the side of the operator body.
- ② Includes contact block mounting adapter.
- ③ Buttonless operator comes with 3 color buttons (Black, Red, Green).
- ④ Buttonless operator comes with all 6 color buttons (Black, White, Red, Green, Yellow, Blue).
- ⑤ Discount Symbol: **1CD1**.



⊖ = Positively driven contact.

Note: This pilot device features a selectable function switch that enables the device to be set to either maintained or momentary operation.

Non-Illuminated Pushbuttons, Extended, Maintained ①



Components



Button Plates ②

Color	Inscription	Catalog Number	Price U.S. \$ ⑤
Black	—	M22-XDH-S ③	2.00
	Custom	M22-XDH-S-ETCH ④	3.00
	STOP	M22-XDH-S-GB0	3.00
	START	M22-XDH-S-GB1	3.00
	CLOSE	M22-XDH-S-GB2	3.00
	UP	M22-XDH-S-GB3	3.00
	DOWN	M22-XDH-S-GB4	3.00
	OFF	M22-XDH-S-GB5	3.00
	ON	M22-XDH-S-GB6	3.00
	TEST	M22-XDH-S-GB9	3.00
	FORWARD	M22-XDH-S-GB15	3.00
	REVERSE	M22-XDH-S-GB16	3.00
	RAISE	M22-XDH-S-GB17	3.00
	LOWER	M22-XDH-S-GB18	3.00
	⊙	M22-XDH-S-X0	3.00
	⓪	M22-XDH-S-X1	3.00
	⊕	M22-XDH-S-X4	3.00
⊖	M22-XDH-S-X5	3.00	
Ⓜ	M22-XDH-S-X7	3.00	
Red	—	M22-XDH-R ③	2.00
	Custom	M22-XDH-R-ETCH ④	3.00
	STOP	M22-XDH-R-GB0	3.00
	OFF	M22-XDH-R-GB5	3.00
	⊙	M22-XDH-R-X0	3.00
Green	—	M22-XDH-G ③	2.00
	Custom	M22-XDH-G-ETCH ④	3.00
	START	M22-XDH-G-GB1	3.00
	ON	M22-XDH-G-GB6	3.00
	⓪	M22-XDH-G-X1	3.00
Blue	—	M22-XDH-B ③	2.00
	Custom	M22-XDH-B-ETCH ④	3.00
	RESET	M22-XDH-B-GB14	3.00
	Ⓜ	M22-XDH-B-X6	3.00
White	—	M22-XDH-W ③	2.00
	Custom	M22-XDH-W-ETCH ④	3.00
	START	M22-XDH-W-GB1	3.00
	⓪	M22-XDH-W-X1	3.00
Yellow	—	M22-XDH-Y ③	2.00
	Custom	M22-XDH-Y-ETCH ④	3.00
Black, Red, Green	—	M22-XDH-SRG	5.00
Black, White, Red, Green, Yellow, Blue	—	M22-XDH-SWGRGYB	10.00

Buttonless Operator

Bezel	Catalog Number	Price U.S. \$ ⑤
Silver	M22-DR-X	9.00
Black	M22S-DR-X	7.50

Contact Blocks ②

Terminal Type	Contact Configuration	Catalog Number	Price U.S. \$ ⑤
Screw	NO	M22-K10	10.00
	NO, Early-Make	M22-K10P	11.00
	NC	M22-K01	10.00
	NC, Late-Break	M22-K01D	11.00
Spring-Cage	NO	M22-CK10	13.00
	NC	M22-CK01	13.00
	NC, Late-Break	M22-CK01D	11.00
	2NO	M22-CK20	23.00
	2NC	M22-CK02	23.00
	NO-NC	M22-CK11	23.00

Notes

- ① Maintained pushbuttons can be converted in the field to momentary operation by switching the locking ring, which is accessible through the side of the operator body.
- ② For complete listing of available button plates and contact blocks, see Accessories, Pages 59–64.
- ③ Minimum order quantity of (10).
- ④ When ordering, specify inscription per catalog number suffix from the symbols library (see Pages 77–84) into the Order Notes. For example, M22-XDH-S-ETCH; Order Notes: Mark with symbol X91, Line item #...
- ⑤ Discount Symbol: **1CD1**.

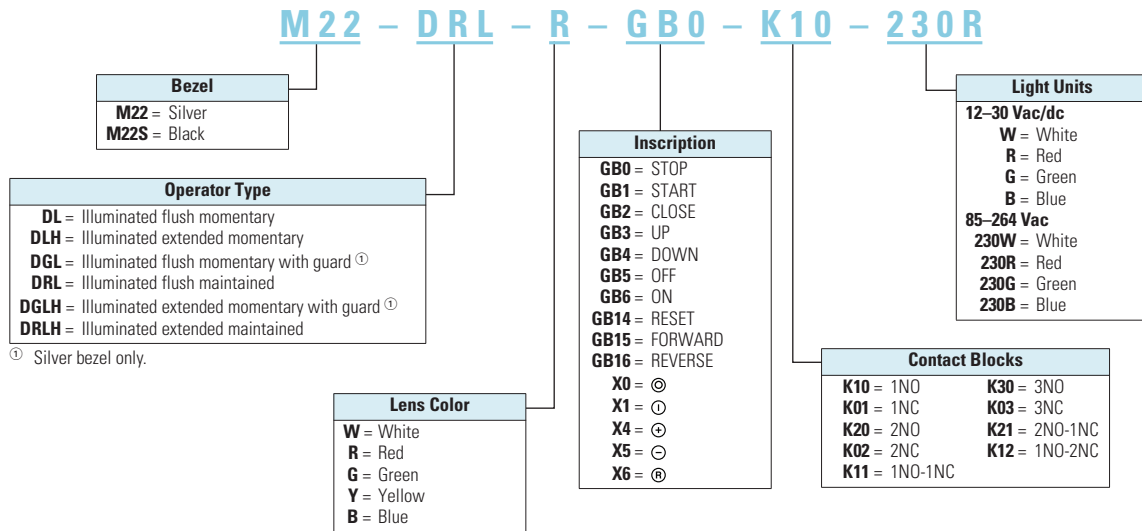
47.4

Pushbuttons and Indicating Lights

M22 Modular Pushbuttons

Catalog Number Selection

Illuminated Pushbuttons





Note: Catalog Number Selection is for illustrative purposes only and not to be used to create new catalog numbers.

Product Selection

Illuminated Pushbuttons, Flush, Momentary

Complete Devices




	Bezel	Button Color	Contact Block Configuration	Light Unit Voltage	Catalog Number	Price U.S. \$ ^①	
M22-DL-G-K01-G 	Silver	Red	NC	12–30 Vac/dc	M22-DL-R-K01-R	45.75	
			NC	85–264 Vac	M22-DL-R-K01-230R	45.75	
			2NC	12–30 Vac/dc	M22-DL-R-K02-R	56.00	
			2NC	85–264 Vac	M22-DL-R-K02-230R	56.00	
			1NO/1NC	12–30 Vac/dc	M22-DL-R-K11-R	56.00	
			1NO/1NC	85–264 Vac	M22-DL-R-K11-230R	56.00	
	Green	Green	NO	12–30 Vac/dc	M22-DL-G-K10-G	45.75	
			NO	85–264 Vac	M22-DL-G-K10-230G	45.75	
			2NO	12–30 Vac/dc	M22-DL-G-K20-G	56.00	
			2NO	85–264 Vac	M22-DL-G-K20-230G	56.00	
			1NO/1NC	12–30 Vac/dc	M22-DL-G-K11-G	56.00	
			1NO/1NC	85–264 Vac	M22-DL-G-K11-230G	56.00	
	White	White	NO	12–30 Vac/dc	M22-DL-W-K10-W	45.75	
			NO	85–264 Vac	M22-DL-W-K10-230W	45.75	
			2NO	12–30 Vac/dc	M22-DL-W-K20-W	56.00	
			2NO	85–264 Vac	M22-DL-W-K20-230W	56.00	
			1NO/1NC	12–30 Vac/dc	M22-DL-W-K11-W	56.00	
			1NO/1NC	85–264 Vac	M22-DL-W-K11-230W	56.00	
	M22S-DL-G-K01-G 	Black	Red	NC	12–30 Vac/dc	M22S-DL-R-K01-R	44.25
				NC	85–264 Vac	M22S-DL-R-K01-230R	44.25
2NC				12–30 Vac/dc	M22S-DL-R-K02-R	54.50	
2NC				85–264 Vac	M22S-DL-R-K02-230R	54.50	
1NO/1NC				12–30 Vac/dc	M22S-DL-R-K11-R	54.50	
1NO/1NC				85–264 Vac	M22S-DL-R-K11-230R	54.50	
Green		Green	NO	12–30 Vac/dc	M22S-DL-G-K10-G	44.25	
			NO	85–264 Vac	M22S-DL-G-K10-230G	44.25	
			2NO	12–30 Vac/dc	M22S-DL-G-K20-G	54.50	
			2NO	85–264 Vac	M22S-DL-G-K20-230G	54.50	
			1NO/1NC	12–30 Vac/dc	M22S-DL-G-K11-G	54.50	
			1NO/1NC	85–264 Vac	M22S-DL-G-K11-230G	54.50	
White		White	NO	12–30 Vac/dc	M22S-DL-W-K10-W	44.25	
			NO	85–264 Vac	M22S-DL-W-K10-230W	44.25	
			2NO	12–30 Vac/dc	M22S-DL-W-K20-W	54.50	
			2NO	85–264 Vac	M22S-DL-W-K20-230W	54.50	
			1NO/1NC	12–30 Vac/dc	M22S-DL-W-K11-W	54.50	
			1NO/1NC	85–264 Vac	M22S-DL-W-K11-230W	54.50	

Note

① Discount Symbol: **1CD1**.

Illuminated Pushbuttons, Flush, Momentary

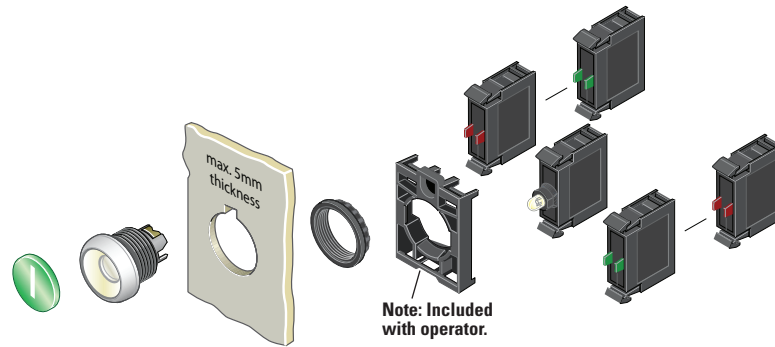
Operators Only ^①

	Bezel	Button Color	Catalog Number	Price U.S. \$ ^②
M22-DL-G 	Silver	Red	M22-DL-R	9.70
		Green	M22-DL-G	9.70
		White	M22-DL-W	9.70
		Blue	M22-DL-B	9.70
		Yellow	M22-DL-Y	9.70
M22S-DL-G 	Black	Red	M22S-DL-R	8.20
		Green	M22S-DL-G	8.20
		White	M22S-DL-W	8.20
		Blue	M22S-DL-B	8.20
		Yellow	M22S-DL-Y	8.20
M22-DGL-G 	Silver Guarded	Red	M22-DGL-R	17.20
		Green	M22-DGL-G	17.20
		White	M22-DGL-W	17.20
		Blue	M22-DGL-Y	17.20
		Yellow	M22-DGL-B	17.20

Notes


- ① Includes contact block mounting adapter.
- ② Discount Symbol: **1CD1**.

Illuminated Pushbuttons, Flush, Momentary




Components

Button Lenses ①

	Color	Inscription	Catalog Number	Price U.S. \$ ④
M22-XDL-G 	Red	—	M22-XDL-R ②	1.40
		Custom	M22-XDL-R-ETCH ③	2.40
		STOP	M22-XDL-R-GB0	2.40
		OFF	M22-XDL-R-GB5	2.40
		Ⓞ	M22-XDL-R-X0	2.40
	Green	—	M22-XDL-G ②	1.40
		Custom	M22-XDL-G-ETCH ③	2.40
		START	M22-XDL-G-GB1	2.40
		ON	M22-XDL-G-GB6	2.40
		Ⓛ	M22-XDL-G-X1	2.40
Blue	—	M22-XDL-B ②	1.40	
	Custom	M22-XDL-B-ETCH ③	2.40	
	RESET	M22-XDL-B-GB14	2.40	
	Ⓜ	M22-XDL-B-X6	2.40	
White	—	M22-XDL-W ②	1.40	
	Custom	M22-XDL-W-ETCH ③	2.40	
Yellow	—	M22-XDL-Y ②	1.40	
	Custom	M22-XDL-Y-ETCH ③	2.40	

Buttonless Operator

	Bezel	Catalog Number	Price U.S. \$ ④
M22-D-X 	Silver	M22-DL-X	8.30
M22S-D-X 	Black	M22S-DL-X	6.80
M22-DG-X 	Silver Guarded	M22-DGL-X	15.80

Light Units ①

Terminal Type	LED Color	Light Unit Voltage	Catalog Number	Price U.S. \$ ④
Screw	White	12–30 Vac/dc	M22-LED-W	26.00
	Red		M22-LED-R	26.00
	Green		M22-LED-G	26.00
	Blue		M22-LED-B	26.00
Screw	White	85–264 Vac	M22-LED230-W	26.00
	Red		M22-LED230-R	26.00
	Green		M22-LED230-G	26.00
	Blue		M22-LED230-B	26.00

M22-LED-W



Contact Blocks ①

Terminal Type	Contact Configuration	Catalog Number	Price U.S. \$ ④
Screw	NO	M22-K10	10.00
	NO, Early-Make	M22-K10P	11.00
	NC	M22-K01	10.00
	NC, Late-Break	M22-K01D	11.00
Spring-Cage	NO	M22-CK10	13.00
	NC	M22-CK01	13.00
	NC, Late-Break	M22-CK01D	11.00
	2NO	M22-CK20	23.00
	2NC	M22-CK02	23.00
	NO-NC	M22-CK11	23.00

M22-K10





Notes



- ① For complete listing of available button lenses, light units and contact blocks, see Accessories, **Pages 59–64**.
- ② Minimum order quantity of (10).
- ③ When ordering, specify inscription per catalog number suffix from the symbols library (see **Pages 77–84**) into the Order Notes. For example, M22-XDL-R-ETCH; Order Notes: Mark with symbol X91, Line item #_.
- ④ Discount Symbol: **1CD1**.

Illuminated Pushbuttons, Flush, Maintained^①

Complete Devices

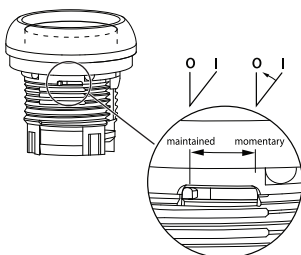
	Bezel	Button Color	Contact Block Configuration	Light Unit Voltage	Catalog Number	Price U.S. \$ ^③
	Silver	White	NO	12–30 Vac/dc	M22-DRL-W-K10-W	51.50
			NO	85–264 Vac	M22-DRL-W-K10-230W	51.50
			NC	12–30 Vac/dc	M22-DRL-W-K01-W	51.50
			NC	85–264 Vac	M22-DRL-W-K01-230W	51.50
			2NO	12–30 Vac/dc	M22-DRL-W-K20-W	61.50
			2NO	85–264 Vac	M22-DRL-W-K20-230W	61.50
			2NC	12–30 Vac/dc	M22-DRL-W-K02-W	61.50
			2NC	85–264 Vac	M22-DRL-W-K02-230W	61.50
			1NO/1NC	12–30 Vac/dc	M22-DRL-W-K11-W	61.50
			1NO/1NC	85–264 Vac	M22-DRL-W-K11-230W	61.50
	Black	White	NO	12–30 Vac/dc	M22S-DRL-W-K10-W	50.00
			NO	85–264 Vac	M22S-DRL-W-K10-230W	50.00
			NC	12–30 Vac/dc	M22S-DRL-W-K01-W	50.00
			NC	85–264 Vac	M22S-DRL-W-K01-230W	50.00
			2NO	12–30 Vac/dc	M22S-DRL-W-K20-W	60.00
			2NO	85–264 Vac	M22S-DRL-W-K20-230W	60.00
			2NC	12–30 Vac/dc	M22S-DRL-W-K02-W	60.00
			2NC	85–264 Vac	M22S-DRL-W-K02-230W	60.00
			1NO/1NC	12–30 Vac/dc	M22S-DRL-W-K11-W	60.00
			1NO/1NC	85–264 Vac	M22S-DRL-W-K11-230W	60.00

Operators Only^②

	Bezel	Button Color	Catalog Number	Price U.S. \$ ^③
	Silver	Red	M22-DRL-R	15.50
		Green	M22-DRL-G	15.50
		White	M22-DRL-W	15.50
		Blue	M22-DRL-B	15.50
		Yellow	M22-DRL-Y	15.50
	Black	Red	M22S-DRL-R	14.00
		Green	M22S-DRL-G	14.00
		White	M22S-DRL-W	14.00
		Blue	M22S-DRL-B	14.00
		Yellow	M22S-DRL-Y	14.00

Notes

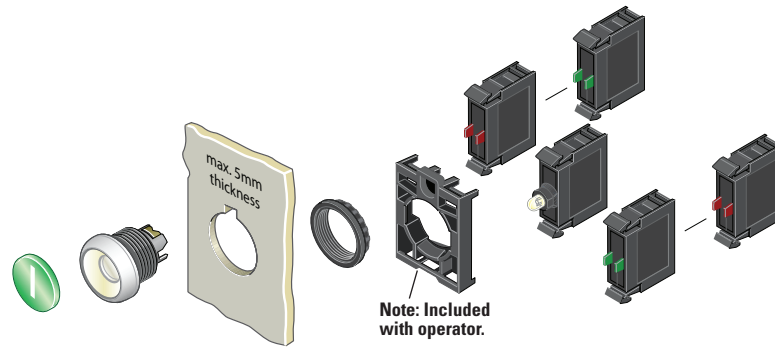
- ① Maintained pushbuttons can be converted in the field to momentary operation by switching the locking ring, which is accessible through the side of the operator body.
- ② Includes contact block mounting adapter.
- ③ Discount Symbol: **1CD1**.



⊕ = Positively driven contact.


Note: This pilot device features a selectable function switch that enables the device to be set to either maintained or momentary operation.

Illuminated Pushbuttons, Flush, Maintained ①





Components

Button Lenses ②

	Color	Inscription	Catalog Number	Price U.S. \$ ⑤
M22-XDL-W 	Red	—	M22-XDL-R ③	1.40
		Custom	M22-XDL-R-ETCH ④	2.40
		STOP	M22-XDL-R-GB0	2.40
		OFF	M22-XDL-R-GB5	2.40
		Ⓞ	M22-XDL-R-X0	2.40
	Green	—	M22-XDL-G ③	1.40
		Custom	M22-XDL-G-ETCH ④	2.40
		START	M22-XDL-G-GB1	2.40
		ON	M22-XDL-G-GB6	2.40
		Ⓛ	M22-XDL-G-X1	2.40
Blue	—	M22-XDL-B ③	1.40	
	Custom	M22-XDL-B-ETCH ④	2.40	
	RESET	M22-XDL-B-GB14	2.40	
	Ⓡ	M22-XDL-B-X6	2.40	
White	—	M22-XDL-W ③	1.40	
	Custom	M22-XDL-W-ETCH ④	2.40	
Yellow	—	M22-XDL-Y ③	1.40	
	Custom	M22-XDL-Y-ETCH ④	2.40	

Buttonless Operator

	Bezel	Catalog Number	Price U.S. \$ ⑤
M22-DRL-X 	Silver	M22-DRL-X	14.10
M22S-DRL-X 	Black	M22S-DRL-X	12.60

Light Units ②

Terminal Type	LED Color	Light Unit Voltage	Catalog Number	Price U.S. \$ ⑤
Screw	White	12–30 Vac/dc	M22-LED-W	26.00
	Red		M22-LED-R	26.00
	Green		M22-LED-G	26.00
	Blue		M22-LED-B	26.00
Screw	White	85–264 Vac	M22-LED230-W	26.00
	Red		M22-LED230-R	26.00
	Green		M22-LED230-G	26.00
	Blue		M22-LED230-B	26.00

M22-LED-W



Contact Blocks ②

Terminal Type	Contact Configuration	Catalog Number	Price U.S. \$ ⑤
Screw	NO	M22-K10	10.00
	NO, Early-Make	M22-K10P	11.00
	NC	M22-K01	10.00
	NC, Late-Break	M22-K01D	11.00
Spring-Cage	NO	M22-CK10	13.00
	NC	M22-CK01	13.00
	NC, Late-Break	M22-CK01D	11.00
	2NO	M22-CK20	23.00
	2NC	M22-CK02	23.00
	NO-NC	M22-CK11	23.00

M22-K10





Notes




- ① Maintained pushbuttons can be converted in the field to momentary operation by switching the locking ring, which is accessible through the side of the operator body.
- ② For complete listing of available button lenses, light units and contact blocks, see Accessories, **Pages 59–64**.
- ③ Minimum order quantity of (10).
- ④ When ordering, specify inscription per catalog number suffix from the symbols library (see **Pages 77–84**) into the Order Notes. For example, M22-XDL-R-ETCH; Order Notes: Mark with symbol X91, Line item #_.
- ⑤ Discount Symbol: **1CD1**.

Illuminated Pushbuttons, Extended, Momentary

Complete Devices

	Bezel	Button Color	Contact Block Configuration	Light Unit Voltage	Catalog Number	Price U.S. \$ ^②
 M22-DLH-R-K11-R	Silver	Red	1NO/1NC	12–30 Vac/dc	M22-DLH-R-K11-R	57.00
			1NO/1NC	85–264 Vac	M22-DLH-R-K11-230R	57.00
	Green	2NO	12–30 Vac/dc	M22-DLH-G-K20-G	57.00	
			85–264 Vac	M22-DLH-G-K20-230G	57.00	
			12–30 Vac/dc	M22-DLH-W-K20-W	57.00	
			85–264 Vac	M22-DLH-W-K20-230W	57.00	
 M22S-DLH-R-K11-R	Black	Red	1NO/1NC	12–30 Vac/dc	M22S-DLH-R-K11-R	55.50
			1NO/1NC	85–264 Vac	M22S-DLH-R-K11-230R	55.50
	Green	2NO	12–30 Vac/dc	M22S-DLH-G-K20-G	55.50	
			85–264 Vac	M22S-DLH-G-K20-230G	55.50	
			12–30 Vac/dc	M22S-DLH-W-K20-W	55.50	
			85–264 Vac	M22S-DLH-W-K20-230W	55.50	

Operators Only^①

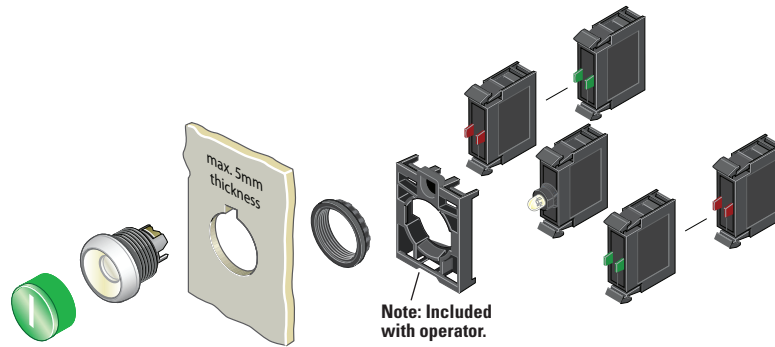
	Bezel	Button Color	Catalog Number	Price U.S. \$ ^②
 M22-DLH-R	Silver	Red	M22-DLH-R	10.70
		Green	M22-DLH-G	10.70
		White	M22-DLH-W	10.70
		Blue	M22-DLH-B	10.70
		Yellow	M22-DLH-Y	10.70
 M22S-DLH-R	Black	Red	M22S-DLH-R	9.20
		Green	M22S-DLH-G	9.20
		White	M22S-DLH-W	9.20
		Blue	M22S-DLH-B	9.20
		Yellow	M22S-DLH-Y	9.20
 M22-DGLH-R	Silver Guarded	Red	M22-DGLH-R	18.20
		Green	M22-DGLH-G	18.20
		White	M22-DGLH-W	18.20
		Blue	M22-DGLH-B	18.20
		Yellow	M22-DGLH-Y	18.20

Notes

① Includes contact block mounting adapter.


② Discount Symbol: **1CD1**.

Illuminated Pushbuttons, Extended, Momentary






Components

Button Lenses ①

	Color	Inscription	Catalog Number	Price U.S. \$ ④
M22-XDH-R 	Red	—	M22-XDLH-R ②	2.40
		Custom	M22-XDLH-R-ETCH ③	3.40
		STOP	M22-XDLH-R-GB0	3.40
		OFF	M22-XDLH-R-GB5	3.40
		Ⓞ	M22-XDLH-R-X0	3.40
	Green	—	M22-XDLH-G ②	2.40
		Custom	M22-XDLH-G-ETCH ③	3.40
		START	M22-XDLH-G-GB1	3.40
		ON	M22-XDLH-G-GB6	3.40
		Ⓛ	M22-XDLH-G-X1	3.40
Blue	—	M22-XDLH-B ②	2.40	
	Custom	M22-XDLH-B-ETCH ③	3.40	
	RESET	M22-XDLH-B-GB14	3.40	
	Ⓜ	M22-XDLH-B-X6	3.40	
White	—	M22-XDLH-W ②	2.40	
	Custom	M22-XDLH-W-ETCH ③	3.40	
Yellow	—	M22-XDLH-Y ②	2.40	
	Custom	M22-XDLH-Y-ETCH ③	3.40	

Buttonless Operator

	Bezel	Catalog Number	Price U.S. \$ ④
M22-DL-X 	Silver	M22-DL-X	8.30
M22S-DL-X 	Black	M22S-DL-X	6.80
M22-DGL-X 	Silver Guarded	M22-DGL-X	15.80

Light Units ①

Terminal Type	LED Color	Light Unit Voltage	Catalog Number	Price U.S. \$ ④
Screw	White	12–30 Vac/dc	M22-LED-W	26.00
	Red		M22-LED-R	26.00
	Green		M22-LED-G	26.00
	Blue		M22-LED-B	26.00
Screw	White	85–264 Vac	M22-LED230-W	26.00
	Red		M22-LED230-R	26.00
	Green		M22-LED230-G	26.00
	Blue		M22-LED230-B	26.00



Contact Blocks ①

Terminal Type	Contact Configuration	Catalog Number	Price U.S. \$ ④
Screw	NO	M22-K10	10.00
	NO, Early-Make	M22-K10P	11.00
	NC	M22-K01	10.00
	NC, Late-Break	M22-K01D	11.00
Spring-Cage	NO	M22-CK10	13.00
	NC	M22-CK01	13.00
	NC, Late-Break	M22-CK01D	11.00
	2NO	M22-CK20	23.00
	2NC	M22-CK02	23.00
	NO-NC	M22-CK11	23.00



Notes

- ① For complete listing of available button lenses, light units and contact blocks, see Accessories, **Pages 59–64**.
- ② Minimum order quantity of (10).
- ③ When ordering, specify inscription per catalog number suffix from the symbols library (see **Pages 77–84**) into the Order Notes. For example, M22-XDH-S-ETCH; Order Notes: Mark with symbol X91, Line item #_.
- ④ Discount Symbol: **1CD1**.


47.4


Pushbuttons and Indicating Lights

M22 Modular Pushbuttons

Illuminated Pushbuttons, Extended, Maintained ^①

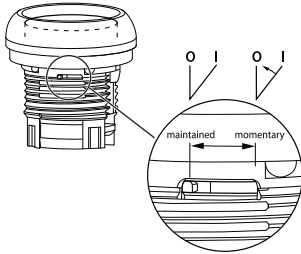
Operators Only ^②

	Bezel	Button Color	Catalog Number	Price U.S. \$ ^③
M22-DRLH-W 	Silver	Red	M22-DRLH-R	16.50
		Green	M22-DRLH-G	16.50
		White	M22-DRLH-W	16.50
		Blue	M22-DRLH-B	16.50
		Yellow	M22-DRLH-Y	16.50

M22S-DRLH-W 	Black	Red	M22S-DRLH-R	15.00
		Green	M22S-DRLH-G	15.00
		White	M22S-DRLH-W	15.00
		Blue	M22S-DRLH-B	15.00
		Yellow	M22S-DRLH-Y	15.00

Notes

- ① Maintained pushbuttons can be converted in the field to momentary operation by switching the locking ring, which is accessible through the side of the operator body.
- ② Includes contact block mounting adapter
- ③ Discount Symbol: **1CD1**.

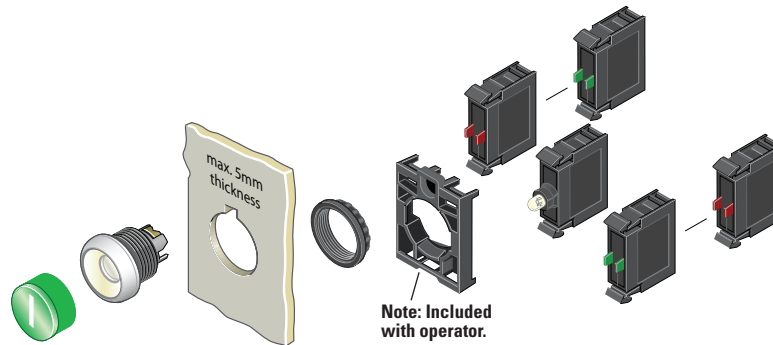


⊖ = Positively driven contact.

Note: This pilot device features a selectable function switch that enables the device to be set to either maintained or momentary operation.


M22 Modular Pushbuttons

Illuminated Pushbuttons, Extended, Maintained ^①





Components


Button Lenses ^②

	Color	Inscription	Catalog Number	Price U.S. \$ ^⑤
M22-XDLH-W 	Red	—	M22-XDLH-R ^③	2.40
		Custom	M22-XDLH-R-ETCH ^④	3.40
		STOP	M22-XDLH-R-GB0	3.40
		OFF	M22-XDLH-R-GB5	3.40
		Ⓞ	M22-XDLH-R-X0	3.40
	Green	—	M22-XDLH-G ^③	2.40
		Custom	M22-XDLH-G-ETCH ^④	3.40
		START	M22-XDLH-G-GB1	3.40
		ON	M22-XDLH-G-GB6	3.40
		Ⓛ	M22-XDLH-G-X1	3.40
Blue	—	M22-XDLH-B ^③	2.40	
	Custom	M22-XDLH-B-ETCH ^④	3.40	
	RESET	M22-XDLH-B-GB14	3.40	
	Ⓜ	M22-XDLH-B-X6	3.40	
White	—	M22-XDLH-W ^③	2.40	
	Custom	M22-XDLH-W-ETCH ^④	3.40	
Yellow	—	M22-XDLH-Y ^③	2.40	
	Custom	M22-XDLH-Y-ETCH ^④	3.40	


Buttonless Operator

	Bezel	Catalog Number	Price U.S. \$ ^⑤
M22-DRL-X 	Silver	M22-DRL-X	14.10
M22S-DRL-X 	Black	M22S-DRL-X	12.60

Light Units ^②

Terminal Type	LED Color	Light Unit Voltage	Catalog Number	Price U.S. \$ ^⑤
M22-LED-W 	White	12–30 Vac/dc	M22-LED-W	26.00
	Red		M22-LED-R	26.00
	Green		M22-LED-G	26.00
	Blue		M22-LED-B	26.00
	White	85–264 Vac	M22-LED230-W	26.00
	Red		M22-LED230-R	26.00
	Green		M22-LED230-G	26.00
	Blue		M22-LED230-B	26.00

Contact Blocks ^②

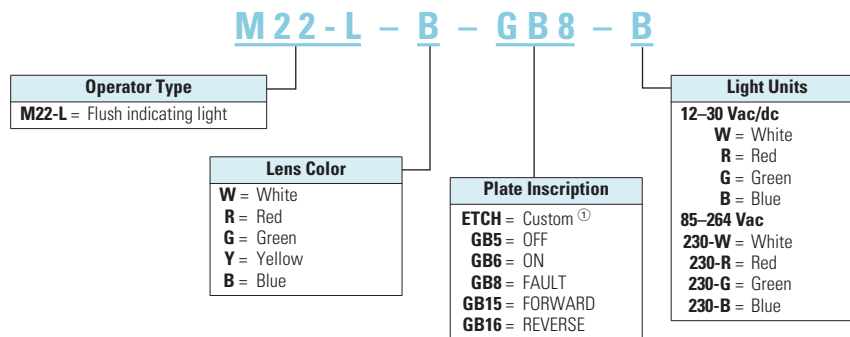
Terminal Type	Contact Configuration	Catalog Number	Price U.S. \$ ^⑤	
M22-K10 	Screw	NO	M22-K10	10.00
		NO, Early-Make	M22-K10P	11.00
		NC	M22-K01	10.00
		NC, Late-Break	M22-K01D	11.00
Spring-Cage		NO	M22-CK10	13.00
		NC	M22-CK01	13.00
		NC, Late-Break	M22-CK01D	11.00
		2NO	M22-CK20	23.00
		2NC	M22-CK02	23.00
		NO-NC	M22-CK11	23.00

Notes

- ① Maintained pushbuttons can be converted in the field to momentary operation by switching the locking ring, which is accessible through the side of the operator body.
- ② For complete listing of available button lenses, light units and contact blocks, see Accessories, **Pages 59–64**.
- ③ Minimum order quantity of (10).
- ④ When ordering, specify inscription per catalog number suffix from the symbols library (see **Pages 77–84**) into the Order Notes. For example, M22-XDLH-S-ETCH; Order Notes: Mark with symbol X91, Line item #__.
- ⑤ Discount Symbol: **1CD1**.

Catalog Number Selection

Indicating Lights



Note: Light unit should match color of lens. Use white light unit with yellow lens.

^① When ordering, specify inscription per catalog number suffix from the symbols library (see **Pages 77–84**) into the Order Notes. For example, M22-L-B-ETCH; Order Notes: Mark with symbol X91, Line item #_.

Note: Catalog Number Selection is for illustrative purposes only and not to be used to create new catalog numbers.

Product Selection

Indicating Lights, Flush

Complete Devices

M22-L-R-R



Lens Color	Light Color	Light Unit Voltage	Catalog Number	Price U.S. \$ ^②
White	White	12–30 Vac/dc	M22-L-W-W	36.75
Red	Red		M22-L-R-R	36.75
Green	Green		M22-L-G-G	36.75
Yellow	White		M22-L-Y-W	36.75
Blue	Blue		M22-L-B-B	36.75
White	White	85–264 Vac/dc	M22-L-W-230W	36.75
Red	Red		M22-L-R-230R	36.75
Green	Green		M22-L-G-230G	36.75
Yellow	White		M22-L-Y-230W	36.75
Blue	Blue		M22-L-B-230B	36.75

Operators Only ^①

M22-L-R




Lens Color	Catalog Number	Price U.S. \$ ^②
White	M22-L-W	10.70
Red	M22-L-R	10.70
Green	M22-L-G	10.70
Yellow	M22-L-Y	10.70
Blue	M22-L-B	10.70

Notes

- ^① Includes contact block mounting adapter.
- ^② Discount Symbol: **1CD1**.

Indicating Lights, Flush



Components

Lenses ①



	Color	Inscription	Catalog Number	Price U.S. \$ ⑤	
M22-XL-R	Red	—	M22-XL-R ②	6.60	
		Custom	M22-XL-R-ETCH ③	7.60	
		OFF	M22-XL-R-GB5	7.60	
Green		—	M22-XL-G ②	6.60	
		Custom	M22-XL-G-ETCH ③	7.60	
		ON	M22-XL-G-GB6	7.60	
		REVERSE	M22-XL-G-GB16	7.60	
		Blue	—	M22-XL-B ②	6.60
Blue		Custom	M22-XL-B-ETCH ③	7.60	
		FAULT	M22-XL-B-GB8	7.60	
	White		—	M22-XL-W ②	6.60
			Custom	M22-XL-W-ETCH ③	7.60
		OFF	M22-XL-W-GB5	7.60	
White		ON	M22-XL-W-GB6	7.60	
		FAULT	M22-XL-W-GB8	7.60	
		FORWARD	M22-XL-W-GB15	7.60	
	Yellow		—	M22-XL-Y ②	6.60
		Custom	M22-XL-Y-ETCH ③	7.60	

Light Units ①④



Terminal Type	LED Color	Light Unit Voltage	Catalog Number	Price U.S. \$ ⑤
Screw	White	12–30	M22-LED-W	26.00
	Red	Vac/dc	M22-LED-R	26.00
	Green		M22-LED-G	26.00
Screw	Blue		M22-LED-B	26.00
	White	85–264	M22-LED230-W	26.00
	Red	Vac	M22-LED230-R	26.00
	Green		M22-LED230-G	26.00
	Blue		M22-LED230-B	26.00

Notes

- ① For complete listing of available lenses and light units, see Accessories, **Pages 59–64**.
- ② Minimum order quantity of (10).
- ③ When ordering, specify inscription per catalog number suffix from the symbols library (see **Pages 77–84**) into the Order Notes. For example, M22-XL-R-ETCH; Order Notes: Mark with symbol X91, Line item #_.
- ④ Select the same color LED element as lens color; for yellow lens, choose a white LED.
- ⑤ Discount Symbol: **1CD1**.

Lensless Indicating Light

M22-L-X



Catalog Number	Price U.S. \$ ⑤
M22-L-X	4.05

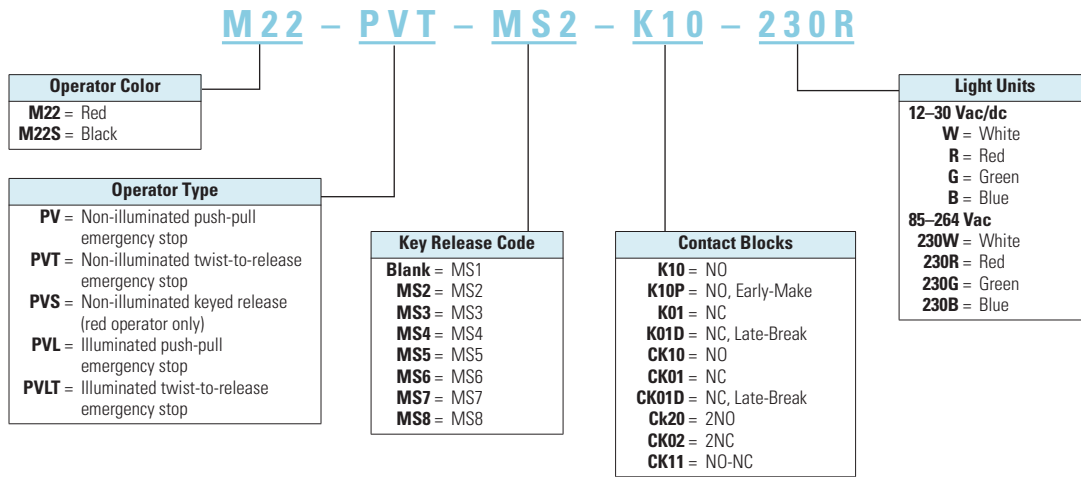
47.4

Pushbuttons and Indicating Lights

M22 Modular Pushbuttons

Catalog Number Selection

Emergency Stops




Note: Catalog Number Selection is for illustrative purposes only and not to be used to create new catalog numbers.

Product Selection

Non-Illuminated Emergency Stops

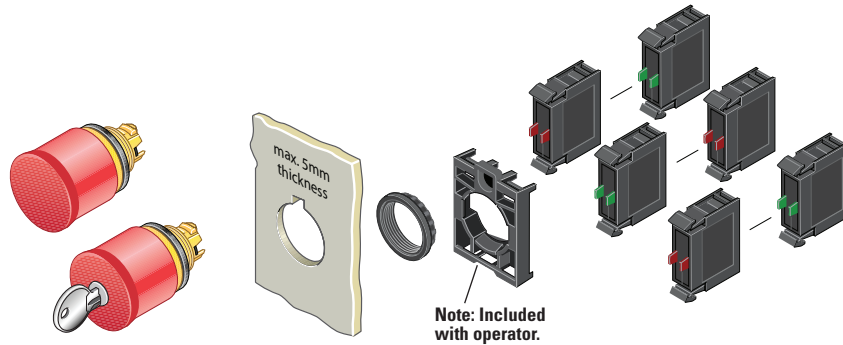
Complete Devices

	Type	Color	Contact Block Configuration	Catalog Number	Price U.S. \$ ^①
	Push-Pull	Red	NC	M22-PV-K01	30.75
			2NC	M22-PV-K02	40.75
			1NO-2NC	M22-PV-K12	50.50
	Twist-to-Release	Red	NC	M22-PVT-K01	46.75
			2NC	M22-PVT-K02	57.00
			1NO-2NC	M22-PVT-K12	66.50
	Key Release	Red	NC	M22-PVS-K01	77.00
			2NC	M22-PVS-K02	87.00
			1NO-2NC	M22-PVS-K12	96.50

Note

① Discount Symbol: **1CD1**.

Non-Illuminated Emergency Stops



Components

Operators Only ^①

M22-PV



Type	Color	Catalog Number	Price U.S. \$ ^⑥
Push-Pull	Red	M22-PV	20.60
	Black	M22S-PV	20.60
Twist-to-Release	Red	M22-PVT	36.75
	Black	M22S-PVT	36.75
Key Release ^③	Red	M22-PVS ^④	67.00
		M22-PVS-MS2	67.00
		M22-PVS-MS3	67.00
		M22-PVS-MS4	67.00
		M22-PVS-MS5	67.00
		M22-PVS-MS6	67.00
		M22-PVS-MS7	67.00
		M22-PVS-MS8	67.00

Contact Blocks ^②

M22-K10



Terminal Type	Contact Configuration	Catalog Number	Price U.S. \$ ^⑥
Screw	NO	M22-K10	10.00
	NO, Early-Make	M22-K10P	11.00
	NC	M22-K01	10.00
	NC, Late-Break	M22-K01D	11.00
Spring-Cage	NO	M22-CK10	13.00
	NC	M22-CK01	13.00
	NC, Late-Break	M22-CK01D	11.00
	2NO	M22-CK20	23.00
	2NC	M22-CK02	23.00
	NO-NC	M22-CK11	23.00

Extra Keys ^⑤

M22-ES-MS1



For Key Code	Catalog Number	Price U.S. \$ ^⑥
MS1	M22-ES-MS1	4.40
MS2	M22-ES-MS2	4.40
MS3	M22-ES-MS3	4.40
MS4	M22-ES-MS4	4.40
MS5	M22-ES-MS5	4.40
MS6	M22-ES-MS6	4.40
MS7	M22-ES-MS7	4.40
MS8	M22-ES-MS8	4.40

Accessories

M22-XGWK



Description	Catalog Number	Price U.S. \$ ^⑥
Guard Ring	M22-XGWK	11.25
Yellow Guard Ring	M22-XGPV	16.25
Gray Guard Ring	M22G-XGPV	16.25
Sealing Shroud	M22-PL-PV	22.00

M22-XGPV



M22G-XGPV




Notes

- ① Includes contact block mounting adapter.
- ② For complete listing of available contact blocks, see Accessories, **Pages 59–64**.
- ③ Key included. For identical locks and keys, use the same key code. One key is included with actuator; additional keys are available as accessories.
- ④ Includes Key Code MS1.
- ⑤ For use with key release operators only. One key included with operator.
- ⑥ Discount Symbol: **1CD1**.

Illuminated Emergency Stops

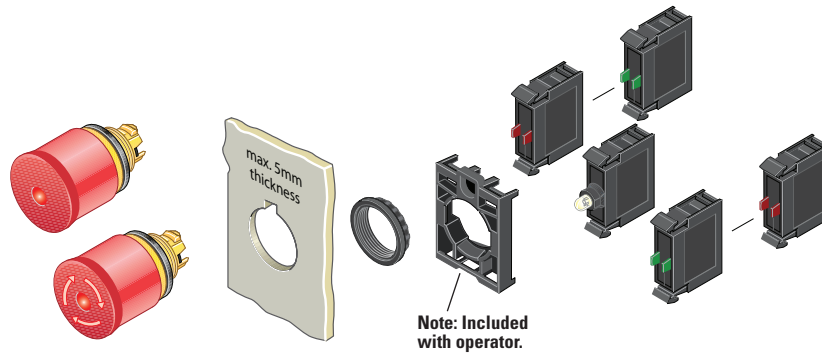
Complete Devices

	Type	Button Color	LED Color	Contact Block Configuration	Light Unit Voltage	Catalog Number	Price U.S. \$ ^①	
M22-PVL-K01-R 	Push-Pull	Red	Red	NC	12–30 Vac/dc	M22-PVL-K01-R	57.00	
				2NC	12–30 Vac/dc	M22-PVL-K02-R	67.00	
				1NO-2NC	12–30 Vac/dc	M22-PVL-K12-R	76.50	
				NC	85–264 Vac	M22-PVL-K01-230R	57.00	
				2NC	85–264 Vac	M22-PVL-K02-230R	67.00	
				1NO-2NC	85–264 Vac	M22-PVL-K12-230R	76.50	
	Twist-to-Release				NC	12–30 Vac/dc	M22-PVLT-K01-R	73.00
					2NC	12–30 Vac/dc	M22-PVLT-K02-R	83.00
					1NO-2NC	12–30 Vac/dc	M22-PVLT-K12-R	92.50
					NC	85–264 Vac	M22-PVLT-K01-230R	73.00
					2NC	85–264 Vac	M22-PVLT-K02-230R	83.00
					1NO-2NC	85–264 Vac	M22-PVLT-K12-230R	92.50

Note

^① Discount Symbol: **1CD1**.

Illuminated Emergency Stops



Components

Operators Only ^①

M22-PVL



Type	Color	Catalog Number	Price U.S. \$ ^③
Push-Pull	Red	M22-PVL	46.75
	Black	M22S-PVL	46.75
Twist-to-Release	Red	M22-PVLT	63.00
	Black	M22S-PVLT	63.00

Light Units ^②

M22-LED-W



Terminal Type	LED Color	Light Unit Voltage	Catalog Number	Price U.S. \$ ^③
Screw	White	12–30 Vac/dc	M22-LED-W	26.00
	Red	12–30 Vac/dc	M22-LED-R	26.00
Screw	White	85–264 Vac	M22-LED230-W	26.00
	Red	85–264 Vac	M22-LED230-R	26.00
Screw	White	207–264 Vac	M22-LED230H-W	26.00
	Red	207–264 Vac	M22-LED230H-R	26.00

Contact Blocks ^②

M22-K10



Terminal Type	Contact Configuration	Catalog Number	Price U.S. \$ ^③
Screw	NO	M22-K10	10.00
	NO, Early-Make	M22-K10P	11.00
	NC	M22-K01	10.00
	NC, Late-Break	M22-K01D	11.00
Spring-Cage	NO	M22-CK10	13.00
	NC	M22-CK01	13.00
	NC, Late-Break	M22-CK01D	11.00
	2NO	M22-CK20	23.00
	2NC	M22-CK02	23.00
	NO-NC	M22-CK11	23.00

Accessories

M22-XGWK



Description	Catalog Number	Price U.S. \$ ^③
Guard Ring	M22-XGWK	11.25

M22-XGPV



Yellow Guard Ring	M22-XGPV	16.25
-------------------	-----------------	-------

M22G-XGPV



Gray Guard Ring	M22G-XGPV	16.25
-----------------	------------------	-------

Sealing Shroud	M22-PL-PV	22.00
----------------	------------------	-------

Notes

- ① Includes contact block mounting adapter.
- ② For complete listing of available light units and contact blocks, see Accessories, Pages 59–64.
- ③ Discount Symbol: **1CD1**.

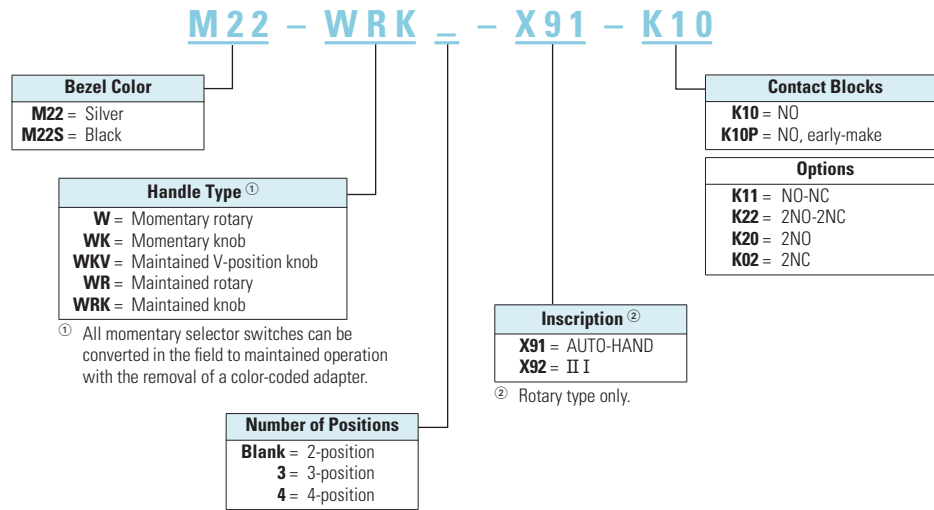
47.4

Pushbuttons and Indicating Lights

M22 Modular Pushbuttons

Catalog Number Selection

Non-Illuminated Selector Switches



Note: Catalog Number Selection is for illustrative purposes only and not to be used to create new catalog numbers.

Product Selection

Non-Illuminated Selector Switches

Complete Devices, Knob Type ①



Type	Switching Position	Bezel	Contact Block Configuration	Catalog Number	Price U.S. \$ ②
M22-WKV-K10	2-Position Maintained 	Silver	NO	M22-WRK-K10	24.40
			1NO-1NC	M22-WRK-K11	34.50
			2NO-2NC	M22-WRK-K22	54.50
		Black	NO	M22S-WRK-K10	21.40
			1NO-1NC	M22S-WRK-K11	31.50
			2NO-2NC	M22S-WRK-K22	51.50
	Maintained V 	Silver	NO	M22S-WKV-K10	21.40
			1NO-1NC	M22S-WKV-K11	31.50
			2NO-2NC	M22S-WKV-K22	51.50
		Black	NO	M22S-WKV-K10	21.40
			1NO-1NC	M22S-WKV-K11	31.50
			2NO-2NC	M22S-WKV-K22	51.50
3-Position Maintained 	Silver	2NO	M22-WRK3-K20	33.00	
		2NO-2NC	M22-WRK3-K22	53.00	
		Black	2NO	M22S-WRK3-K20	31.50
	Black	2NO-2NC	M22S-WRK3-K22	51.50	

Notes


- ① Includes contact block mounting adapter.
- ② Discount Symbol: **1CD1**.

47

Non-Illuminated Selector Switches

Components

Operators Only, Knob Type ①

Type	Switching Position	Bezel	Catalog Number	Price U.S. \$ ③		
 <p>M22-WK</p>	2-Position	Momentary ②	Silver Black	M22-WK M22S-WK	16.90 15.40	
		Maintained	Silver Black	M22-WRK M22S-WRK	12.90 11.40	
	Maintained V		Silver Black	M22-WKV M22S-WKV	12.90 11.40	
		3-Position	Momentary ②	Silver Black	M22-WK3 M22S-WK3	16.90 15.40
	Maintained			Silver Black	M22-WRK3 M22S-WRK3	12.90 11.40
			Maintained, Return from Left	Silver Black	M22-WRK3-2 M22S-WRK3-2	16.90 15.40
	Maintained, Return from Right			Silver Black	M22-WRK3-1 M22S-WRK3-1	16.90 15.40
			4-Position	Maintained	Silver Black	M22-WRK4 M22S-WRK4


Notes

- ① Includes contact block mounting adapter.
- ② Momentary selector switches can be converted in the field to maintained operation with the removal of a color coded adapter. See **Page 66**.
- ③ Discount Symbol: **1CD1**.

Non-Illuminated Selector Switches

Components

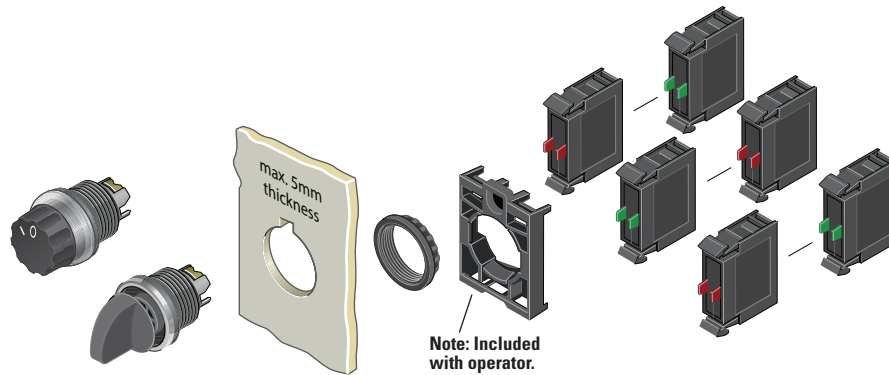
Operators Only, Rotary Type ^①

Type	Switching Position	Bezel	Rotary Type	Catalog Number	Price U.S. \$ ^④		
M22S-WR3-X94 	2-Position	Momentary ^②	Silver	I-O	M22-W	19.40	
			Black	I-O	M22S-W	17.90	
		Maintained	Silver	—	M22-WR	15.40	
				Custom	M22-WR-ETCH ^③	15.40	
				AUTO-HAND	M22-WR-X91	15.40	
			Black	II-I	M22-WR-X92	15.40	
				—	M22S-WR	13.90	
				Custom	M22S-WR-ETCH ^③	13.90	
			Black	AUTO-HAND	M22S-WR-X91	13.90	
				II-I	M22S-WR-X92	13.90	
				—	M22S-WR3	19.40	
			3-Position	Momentary ^②	Silver	I-O-II	M22-W3
Maintained						—	M22-WR3
				Maintained		Custom	M22-WR3-ETCH ^③
	AUTO-O-MAN	M22-WR3-X94				15.40	
	Black	I-O-II				M22S-W3	17.90
		—				M22S-WR3	12.90
	Maintained	Custom	M22S-WR3-ETCH ^③	13.90			
		AUTO-O-MAN	M22S-WR3-X94	13.90			
4-Position	Maintained	Silver	—	M22-WR4	45.00		
		Black	—	M22S-WR4	43.50		

Notes

- ① Includes contact block mounting adapter.
- ② Momentary selector switches can be converted in the field to maintained operation with the removal of a color coded adapter. See **Page 66**.
- ③ When ordering, specify inscription per catalog number suffix from the symbols library (see **Pages 77–84**) into the Order Notes. For example, M22-WR3-ETCH; Order Notes: Mark with symbol X88, Line item #_.
- ④ Discount Symbol: **1CD1**.

Non-Illuminated Selector Switches



Components

Contact Blocks ^①

M22-K10



Terminal Type	Contact Configuration	Catalog Number	Price U.S. \$ ^④
Screw	NO	M22-K10	10.00
	NO, Early-Make	M22-K10P	11.00
	NC	M22-K01	10.00
	NC, Late-Break	M22-K01D	11.00
Spring-Cage	NO	M22-CK10	13.00
	NC	M22-CK01	13.00
	NC, Late-Break	M22-CK01D	11.00
	2NO	M22-CK20	23.00
	2NC	M22-CK02	23.00
	NO-NC	M22-CK11	23.00

Accessories

M22-XW



M22-XWS



M22-XC-R



M22-XC-Y



Description	Catalog Number	Price U.S. \$ ^④
Plunger Bridge ^②	M22-XW	4.00
Key Cover	M22-XWS	10.00
Key Withdraw Adapter ^③	M22-XC-R	4.00
Coding Adapter	M22-XC-Y	4.00

Notes

- ① For complete listing of available contact blocks, see Accessories, **Pages 59–64**.
- ② Plunger needed to actuate center-mounted contact blocks. Used for non-illuminated 3-position selector switches only.
- ③ Enables a keyed selector switch to be set to user-selected key withdraw position.
- ④ Discount Symbol: **1CD1**.

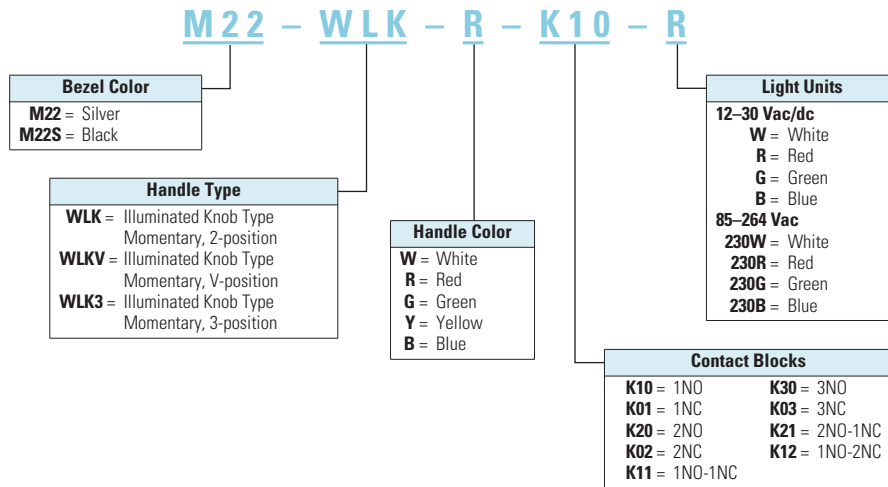
47.4

Pushbuttons and Indicating Lights

M22 Modular Pushbuttons

Catalog Number Selection

Illuminated Selector Switches



Note: Catalog Number Selection is for illustrative purposes only and not to be used to create new catalog numbers.

Product Selection

Illuminated Selector Switches

Components

Operators Only, Knob Type ①

M22-WLK-W



Type	Switching Position	Bezel	Button Color	Catalog Number	Price U.S. \$ ③	
2-Position	Momentary ② 	Silver	White	M22-WLK-W	22.90	
			Red	M22-WLK-R	22.90	
			Green	M22-WLK-G	22.90	
			Yellow	M22-WLK-Y	22.90	
			Blue	M22-WLK-B	22.90	
		Black	White	M22S-WLK-W	21.40	
			Red	M22S-WLK-R	21.40	
			Green	M22S-WLK-G	21.40	
			Yellow	M22S-WLK-Y	21.40	
			Blue	M22S-WLK-B	21.40	
		Maintained 	Silver	White	M22-WRLK-W	18.90
				Red	M22-WRLK-R	18.90
	Green			M22-WRLK-G	18.90	
	Yellow			M22-WRLK-Y	18.90	
	Blue			M22-WRLK-B	18.90	
	Black		White	M22S-WRLK-W	17.40	
			Red	M22S-WRLK-R	17.40	
			Green	M22S-WRLK-G	17.40	
			Yellow	M22S-WRLK-Y	17.40	
			Blue	M22S-WRLK-B	17.40	
	Maintained V 		Silver	White	M22-WLKV-W	18.90
				Red	M22-WLKV-R	18.90
		Green		M22-WLKV-G	18.90	
		Yellow		M22-WLKV-Y	18.90	
Blue		M22-WLKV-B		18.90		
Black		White	M22S-WLKV-W	17.40		
		Red	M22S-WLKV-R	17.40		
		Green	M22S-WLKV-G	17.40		
		Yellow	M22S-WLKV-Y	17.40		
		Blue	M22S-WLKV-B	17.40		


Notes

- ① Includes contact block mounting adapter.
- ② Momentary selector switches can be converted in the field to maintained operation with the removal of a color coded adapter. See **Page 66**.
- ③ Discount Symbol: **1CD1**.

Illuminated Selector Switches

Components

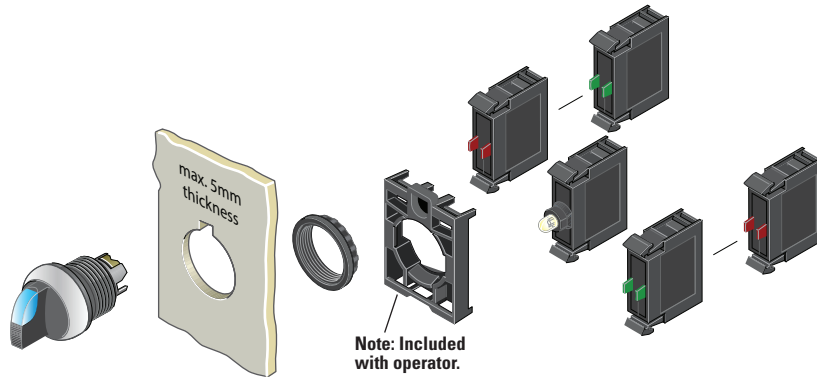
Operators Only, Knob Type ^①

Type	Switching Position	Bezel	Button Color	Catalog Number	Price U.S. \$ ^③	
	3-Position Momentary ^②	Silver	White	M22-WLK3-W	22.90	
			Red	M22-WLK3-R	22.90	
			Green	M22-WLK3-G	22.90	
			Yellow	M22-WLK3-Y	22.90	
			Blue	M22-WLK3-B	22.90	
		Black	White	M22S-WLK3-W	21.40	
			Red	M22S-WLK3-R	21.40	
			Green	M22S-WLK3-G	21.40	
			Yellow	M22S-WLK3-Y	21.40	
			Blue	M22S-WLK3-B	21.40	
		Maintained	Silver	White	M22-WRLK3-W	18.90
				Red	M22-WRLK3-R	18.90
				Green	M22-WRLK3-G	18.90
				Yellow	M22-WRLK3-Y	18.90
				Blue	M22-WRLK3-B	18.90
	Black		White	M22S-WRLK3-W	17.40	
			Red	M22S-WRLK3-R	17.40	
			Green	M22S-WRLK3-G	17.40	
			Yellow	M22S-WRLK3-Y	17.40	
			Blue	M22S-WRLK3-B	17.40	
	Maintained, Return from Right	Silver	White	M22-WRLK3-1-W	22.90	
			Red	M22-WRLK3-1-R	22.90	
			Green	M22-WRLK3-1-G	22.90	
			Yellow	M22-WRLK3-1-Y	22.90	
			Blue	M22-WRLK3-1-B	22.90	
		Black	White	M22S-WRLK3-1-W	21.40	
			Red	M22S-WRLK3-1-R	21.40	
Green			M22S-WRLK3-1-G	21.40		
Yellow			M22S-WRLK3-1-Y	21.40		
Blue			M22S-WRLK3-1-B	21.40		
Maintained, Return from Left	Silver	White	M22-WRLK3-2-W	22.90		
		Red	M22-WRLK3-2-R	22.90		
		Green	M22-WRLK3-2-G	22.90		
		Yellow	M22-WRLK3-2-Y	22.90		
		Blue	M22-WRLK3-2-B	22.90		
	Black	White	M22S-WRLK3-2-W	21.40		
		Red	M22S-WRLK3-2-R	21.40		
		Green	M22S-WRLK3-2-G	21.40		
		Yellow	M22S-WRLK3-2-Y	21.40		
		Blue	M22S-WRLK3-2-B	21.40		

Notes

- ① Includes contact block mounting adapter.
- ② Momentary selector switches can be converted in the field to maintained operation with the removal of a color coded adapter. See **Page 66**.
- ③ Discount Symbol: **1CD1**.

Illuminated Selector Switches



Light Units ^{①④}

M22-LED-W



Terminal Type	LED Color	Light Unit Voltage	Catalog Number	Price U.S. \$ ^⑤
Screw	White	12–30 Vac/dc	M22-LED-W	26.00
	Red		M22-LED-R	26.00
	Green		M22-LED-G	26.00
	Blue		M22-LED-B	26.00
Screw	White	85–264 Vac	M22-LED230-W	26.00
	Red		M22-LED230-R	26.00
	Green		M22-LED230-G	26.00
	Blue		M22-LED230-B	26.00

Contact Blocks ^①

M22-K10



Terminal Type	Contact Configuration	Catalog Number	Price U.S. \$ ^⑤
Screw	NO	M22-K10	10.00
	NO, Early-Make	M22-K10P	11.00
	NC	M22-K01	10.00
	NC, Late-Break	M22-K01D	11.00
Spring-Cage	NO	M22-CK10	13.00
	NC	M22-CK01	13.00
	NC, Late-Break	M22-CK01D	11.00
	2NO	M22-CK20	23.00
	2NC	M22-CK02	23.00
	NO-NC	M22-CK11	23.00

Accessories

M22-XW



Description	Catalog Number	Price U.S. \$ ^⑤
Plunger Bridge ^②	M22-XW	4.00

M22-XWS



Key Cover	M22-XWS	10.00
-----------	---------	-------

M22-XC-R



Key Withdraw Adapter ^③	M22-XC-R	4.00
-----------------------------------	----------	------

M22-XC-Y



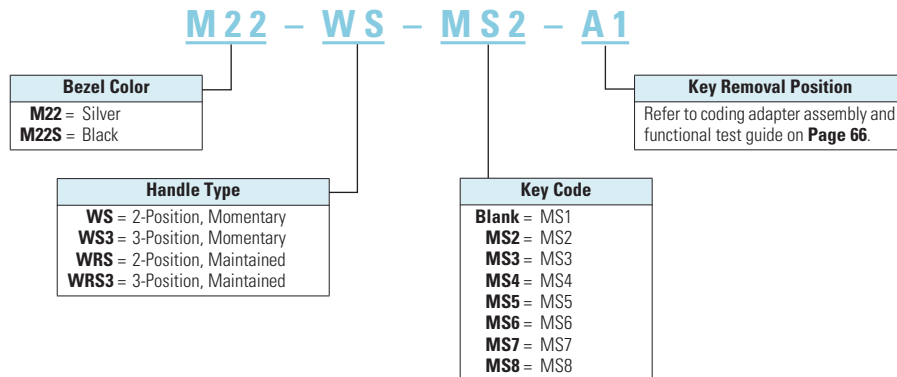
Coding Adapter	M22-XC-Y	4.00
----------------	----------	------

Notes

- ① For complete listing of available light units and contact blocks, see Accessories, Pages 59–64.
- ② Plunger needed to actuate center-mounted contact blocks. Used for non-illuminated 3-position selector switches only.
- ③ Enables a keyed selector switch to be set to user-selected key withdraw position.
- ④ Select the same color LED element as lens color; for yellow lens, choose a white LED.
- ⑤ Discount Symbol: **1CD1**.

Catalog Number Selection

Key-Operated Selector Switches





Note: Catalog Number Selection is for illustrative purposes only and not to be used to create new catalog numbers.

Product Selection

Key-Operated Selector Switches ^{①②}

Components

Operators Only ^③





Type	Switching Position	Bezel	Key Removal Position	Key Code	Catalog Number	Price U.S. \$ ^⑤
M22-WS 	2-Position 	Silver	Return from Right, Key Removable Left	MS1	M22-WS	53.50
				MS2	M22-WS-MS2	53.50
				MS3	M22-WS-MS3	53.50
				MS4	M22-WS-MS4	53.50
				MS5	M22-WS-MS5	53.50
				MS6	M22-WS-MS6	53.50
				MS7	M22-WS-MS7	53.50
				MS8	M22-WS-MS8	53.50
	Black	Return from Right, Key Removable Left	MS1	M22S-WS	52.00	
			MS2	M22S-WS-MS2	52.00	
			MS3	M22S-WS-MS3	52.00	
			MS4	M22S-WS-MS4	52.00	
			MS5	M22S-WS-MS5	52.00	
			MS6	M22S-WS-MS6	52.00	
			MS7	M22S-WS-MS7	52.00	
			MS8	M22S-WS-MS8	52.00	

Notes

- ① Includes 1 key.
- ② Key removal positions can be modified in the field using coding adapters; see chart on **Page 66**.
- ③ Includes contact block mounting adapter.
- ④ Momentary selector switches can be converted in the field to maintained operation with the removal of a color coded adapter. See **Page 66**.
- ⑤ Discount Symbol: **1CD1**.

Key-Operated Selector Switches ^{①②}
Components

Operators Only, Continued ^③

Type	Switching Position	Bezel	Key Removal Position	Key Code	Catalog Number	Price U.S. \$ ^⑤	
M22S-WRS 	2-Position	Maintained 	Silver	Key Removable Left	MS1	M22-WRS-A1	49.50
					MS2	M22-WRS-MS2-A1	49.50
					MS3	M22-WRS-MS3-A1	49.50
					MS4	M22-WRS-MS4-A1	49.50
					MS5	M22-WRS-MS5-A1	49.50
					MS6	M22-WRS-MS6-A1	49.50
					MS7	M22-WRS-MS7-A1	49.50
					MS8	M22-WRS-MS8-A1	49.50
			Key Removable Left/Right	MS1	M22-WRS	49.50	
				MS2	M22-WRS-MS2	49.50	
				MS3	M22-WRS-MS3	49.50	
				MS4	M22-WRS-MS4	49.50	
				MS5	M22-WRS-MS5	49.50	
				MS6	M22-WRS-MS6	49.50	
				MS7	M22-WRS-MS7	49.50	
				MS8	M22-WRS-MS8	49.50	
			Black	Key Removable Left	MS1	M22S-WRS-A1	48.00
					MS2	M22S-WRS-MS2-A1	48.00
					MS3	M22S-WRS-MS3-A1	48.00
					MS4	M22S-WRS-MS4-A1	48.00
					MS5	M22S-WRS-MS5-A1	48.00
					MS6	M22S-WRS-MS6-A1	48.00
					MS7	M22S-WRS-MS7-A1	48.00
					MS8	M22S-WRS-MS8-A1	48.00
Key Removable Left/Right	MS1	M22S-WRS	48.00				
	MS2	M22S-WRS-MS2	48.00				
	MS3	M22S-WRS-MS3	48.00				
	MS4	M22S-WRS-MS4	48.00				
	MS5	M22S-WRS-MS5	48.00				
	MS6	M22S-WRS-MS6	48.00				
	MS7	M22S-WRS-MS7	48.00				
	MS8	M22S-WRS-MS8	48.00				
M22-WS3-X93 	3-Position	Momentary ^④ 	Silver	Return From Left/Right, Key Removable Center	MS1	M22-WS3	53.50
					MS2	M22-WS3-MS2	53.50
					MS3	M22-WS3-MS3	53.50
					MS4	M22-WS3-MS4	53.50
					MS5	M22-WS3-MS5	53.50
					MS6	M22-WS3-MS6	53.50
					MS7	M22-WS3-MS7	53.50
					MS8	M22-WS3-MS8	53.50
			Black	Return From Left/Right, Key Removable Center	MS1	M22S-WS3	52.00
					MS2	M22S-WS3-MS2	52.00
					MS3	M22S-WS3-MS3	52.00
					MS4	M22S-WS3-MS4	52.00
					MS5	M22S-WS3-MS5	52.00
					MS6	M22S-WS3-MS6	52.00
					MS7	M22S-WS3-MS7	52.00
					MS8	M22S-WS3-MS8	52.00


Notes

- ① Includes 1 key.
- ② Key removal positions can be modified in the field using coding adapters; see chart on **Page 66**.
- ③ Includes contact block mounting adapter.
- ④ Momentary selector switches can be converted in the field to maintained operation with the removal of a color coded adapter. See **Page 66**.
- ⑤ Discount Symbol: **1CD1**.

Key-Operated Selector Switches ^{①②}

Components

Operators Only, Continued ^③

Type	Switching Position	Bezel	Key Removal Position	Key Code	Catalog Number	Price U.S. \$ ^④	
M22-WS3-X93 	3-Position	Maintained	Silver	Key Removable Center	MS1	M22-WRS3-A1	49.50
					MS2	M22-WRS3-MS2-A1	49.50
					MS3	M22-WRS3-MS3-A1	49.50
					MS4	M22-WRS3-MS4-A1	49.50
					MS5	M22-WRS3-MS5-A1	49.50
					MS6	M22-WRS3-MS6-A1	49.50
					MS7	M22-WRS3-MS7-A1	49.50
					MS8	M22-WRS3-MS8-A1	49.50
				Key Removable Center/Left	MS1	M22-WRS3-A2	49.50
					MS2	M22-WRS3-MS2-A2	49.50
					MS3	M22-WRS3-MS3-A2	49.50
					MS4	M22-WRS3-MS4-A2	49.50
					MS5	M22-WRS3-MS5-A2	49.50
					MS6	M22-WRS3-MS6-A2	49.50
					MS7	M22-WRS3-MS7-A2	49.50
					MS8	M22-WRS3-MS8-A2	49.50
				Key Removable Center/Right	MS1	M22-WRS3-A3	49.50
					MS2	M22-WRS3-MS2-A3	49.50
					MS3	M22-WRS3-MS3-A3	49.50
					MS4	M22-WRS3-MS4-A3	49.50
					MS5	M22-WRS3-MS5-A3	49.50
					MS6	M22-WRS3-MS6-A3	49.50
					MS7	M22-WRS3-MS7-A3	49.50
					MS8	M22-WRS3-MS8-A3	49.50
				Key Removable Left/Right	MS1	M22-WRS3	49.50
					MS2	M22-WRS3-MS2	49.50
					MS3	M22-WRS3-MS3	49.50
					MS4	M22-WRS3-MS4	49.50
					MS5	M22-WRS3-MS5	49.50
					MS6	M22-WRS3-MS6	49.50
					MS7	M22-WRS3-MS7	49.50
					MS8	M22-WRS3-MS8	49.50
				Return from Left, Key Removable Center	MS1	M22-WRS3-A7	53.50
					MS2	M22-WRS3-MS2-A7	53.50
					MS3	M22-WRS3-MS3-A7	53.50
					MS4	M22-WRS3-MS4-A7	53.50
					MS5	M22-WRS3-MS5-A7	53.50
					MS6	M22-WRS3-MS6-A7	53.50
					MS7	M22-WRS3-MS7-A7	53.50
					MS8	M22-WRS3-MS8-A7	53.50
				Return from Left, Key Removable Center/Right	MS1	M22-WRS3-A6	53.50
					MS2	M22-WRS3-MS2-A6	53.50
					MS3	M22-WRS3-MS3-A6	53.50
					MS4	M22-WRS3-MS4-A6	53.50
					MS5	M22-WRS3-MS5-A6	53.50
					MS6	M22-WRS3-MS6-A6	53.50
					MS7	M22-WRS3-MS7-A6	53.50
					MS8	M22-WRS3-MS8-A6	53.50

Notes

- ① Includes 1 key.
- ② Key removal positions can be modified in the field using coding adapters; see chart on **Page 66**
- ③ Includes contact block mounting adapter.
- ④ Discount Symbol: **1CD1**.

Key-Operated Selector Switches ^{①②}
Components

Operators Only, Continued ^③

M22-WS3-X93



Type	Switching Position	Bezel	Key Removal Position	Key Code	Catalog Number	Price U.S. \$ ^④			
M22-WS3-X93	3-Position	Maintained	Return from Right, Key Removable Center	MS1	M22-WRS3-A4	53.50			
				MS2	M22-WRS3-MS2-A4	53.50			
				MS3	M22-WRS3-MS3-A4	53.50			
				MS4	M22-WRS3-MS4-A4	53.50			
				MS5	M22-WRS3-MS5-A4	53.50			
				MS6	M22-WRS3-MS6-A4	53.50			
				MS7	M22-WRS3-MS7-A4	53.50			
				MS8	M22-WRS3-MS8-A4	53.50			
				Return from Right, Key Removable Left/Center	MS1	M22-WRS3-A5	53.50		
					MS2	M22-WRS3-MS2-A5	53.50		
					MS3	M22-WRS3-MS3-A5	53.50		
					MS4	M22-WRS3-MS4-A5	53.50		
					MS5	M22-WRS3-MS5-A5	53.50		
					MS6	M22-WRS3-MS6-A5	53.50		
					MS7	M22-WRS3-MS7-A5	53.50		
					MS8	M22-WRS3-MS8-A5	53.50		
			Black	Key Removable Center	Key Removable Center	MS1	M22S-WRS3-A1	48.00	
						MS2	M22S-WRS3-MS2-A1	48.00	
						MS3	M22S-WRS3-MS3-A1	48.00	
						MS4	M22S-WRS3-MS4-A1	48.00	
						MS5	M22S-WRS3-MS5-A1	48.00	
						MS6	M22S-WRS3-MS6-A1	48.00	
						MS7	M22S-WRS3-MS7-A1	48.00	
						MS8	M22S-WRS3-MS8-A1	48.00	
						Key Removable Center/Left	MS1	M22S-WRS3-A2	48.00
							MS2	M22S-WRS3-MS2-A2	48.00
							MS3	M22S-WRS3-MS3-A2	48.00
							MS4	M22S-WRS3-MS4-A2	48.00
							MS5	M22S-WRS3-MS5-A2	48.00
							MS6	M22S-WRS3-MS6-A2	48.00
							MS7	M22S-WRS3-MS7-A2	48.00
							MS8	M22S-WRS3-MS8-A2	48.00
Key Removable Center/Right	MS1	M22S-WRS3-A3			48.00				
	MS2	M22S-WRS3-MS2-A3			48.00				
	MS3	M22S-WRS3-MS3-A3			48.00				
	MS4	M22S-WRS3-MS4-A3			48.00				
	MS5	M22S-WRS3-MS5-A3			48.00				
	MS6	M22S-WRS3-MS6-A3			48.00				
	MS7	M22S-WRS3-MS7-A3			48.00				
	MS8	M22S-WRS3-MS8-A3			48.00				
Key Removable Left/Right	MS1	M22S-WRS3			48.00				
	MS2	M22S-WRS3-MS2			48.00				
	MS3	M22S-WRS3-MS3			48.00				
	MS4	M22S-WRS3-MS4			48.00				
	MS5	M22S-WRS3-MS5			48.00				
	MS6	M22S-WRS3-MS6			48.00				
	MS7	M22S-WRS3-MS7			48.00				
	MS8	M22S-WRS3-MS8			48.00				



Notes

- ① Includes 1 key.
- ② Key removal positions can be modified in the field using coding adapters; see chart on **Page 66**
- ③ Includes contact block mounting adapter.
- ④ Discount Symbol: **1CD1**.

Key-Operated Selector Switches ①②

Components

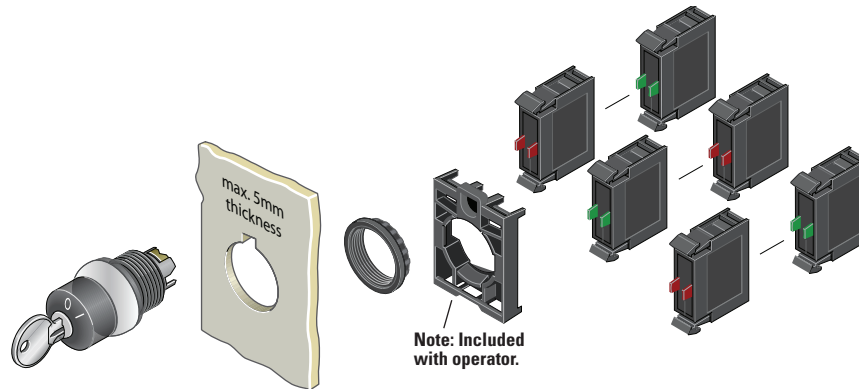
Operators Only, Continued ③

Type	Switching Position	Bezel	Key Removal Position	Key Code	Catalog Number	Price U.S. \$ ④
M22-WS3-X93 	3-Position 	Black	Return from Left, Key Removable Center	MS1	M22S-WRS3-A7	52.00
				MS2	M22S-WRS3-MS2-A7	52.00
				MS3	M22S-WRS3-MS3-A7	52.00
				MS4	M22S-WRS3-MS4-A7	52.00
				MS5	M22S-WRS3-MS5-A7	52.00
				MS6	M22S-WRS3-MS6-A7	52.00
				MS7	M22S-WRS3-MS7-A7	52.00
				MS8	M22S-WRS3-MS8-A7	52.00
			Return from Left, Key Removable Center/Right	MS1	M22S-WRS3-A6	52.00
				MS2	M22S-WRS3-MS2-A6	52.00
				MS3	M22S-WRS3-MS3-A6	52.00
				MS4	M22S-WRS3-MS4-A6	52.00
				MS5	M22S-WRS3-MS5-A6	52.00
				MS6	M22S-WRS3-MS6-A6	52.00
				MS7	M22S-WRS3-MS7-A6	52.00
				MS8	M22S-WRS3-MS8-A6	52.00
			Return from Right, Key Removable Center	MS1	M22S-WRS3-A4	52.00
				MS2	M22S-WRS3-MS2-A4	52.00
				MS3	M22S-WRS3-MS3-A4	52.00
				MS4	M22S-WRS3-MS4-A4	52.00
				MS5	M22S-WRS3-MS5-A4	52.00
				MS6	M22S-WRS3-MS6-A4	52.00
				MS7	M22S-WRS3-MS7-A4	52.00
				MS8	M22S-WRS3-MS8-A4	52.00
			Return from Right, Key Removable Left/Center	MS1	M22S-WRS3-A5	52.00
				MS2	M22S-WRS3-MS2-A5	52.00
				MS3	M22S-WRS3-MS3-A5	52.00
				MS4	M22S-WRS3-MS4-A5	52.00
				MS5	M22S-WRS3-MS5-A5	52.00
				MS6	M22S-WRS3-MS6-A5	52.00
				MS7	M22S-WRS3-MS7-A5	52.00
				MS8	M22S-WRS3-MS8-A5	52.00

Notes

- ① Includes 1 key.
- ② Key removal positions can be modified in the field using coding adapters; see chart on **Page 66**
- ③ Includes contact block mounting adapter.
- ④ Discount Symbol: **1CD1**.

Key-Operated Selector Switches



Components

Contact Blocks ^①

M22-K10



Terminal Type	Contact Configuration	Catalog Number	Price U.S. \$ ^④
Screw	NO	M22-K10	10.00
	NO, Early-Make	M22-K10P	11.00
	NC	M22-K01	10.00
	NC, Late-Break	M22-K01D	11.00
Spring-Cage	NO	M22-CK10	13.00
	NC	M22-CK01	13.00
	NC, Late-Break	M22-CK01D	11.00
	2NO	M22-CK20	23.00
	2NC	M22-CK02	23.00
	NO-NC	M22-CK11	23.00

Extra Keys

M22-ES-MS1



Key Code	Catalog Number	Price U.S. \$ ^④
MS1	M22-ES-MS1	4.40
MS2	M22-ES-MS2	4.40
MS3	M22-ES-MS3	4.40
MS4	M22-ES-MS4	4.40
MS5	M22-ES-MS5	4.40
MS6	M22-ES-MS6	4.40
MS7	M22-ES-MS7	4.40
MS8	M22-ES-MS8	4.40

Accessories

M22-XW



Description	Catalog Number	Price U.S. \$ ^④
Plunger Bridge ^②	M22-XW	4.00

M22-XWS



Key Cover	M22-XWS	10.00
-----------	---------	-------

M22-XC-R



Key Withdraw Adapter ^③	M22-XC-R	4.00
-----------------------------------	----------	------

M22-XC-Y



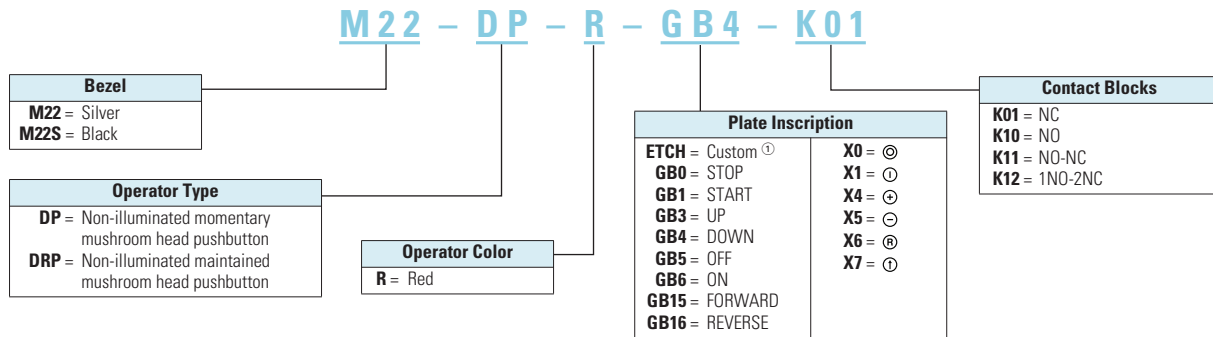
Coding Adapter	M22-XC-Y	4.00
----------------	----------	------

Notes

- ^① For complete listing of available contact blocks, see Accessories, **Pages 59–64**.
- ^② Plunger needed to actuate center-mounted contact blocks. Used for non-illuminated 3-position selector switches only.
- ^③ Enables a keyed selector switch to be set to user-selected key withdraw position.
- ^④ Discount Symbol: **1CD1**.

Catalog Number Selection

Mushroom Head Pushbuttons




① When ordering, specify inscription per catalog number suffix from the symbols library (see **Pages 77–84**) into the Order Notes. For example, M22-DP-R-ETCH; Order Notes: Mark with symbol X91, Line item #_.


Note: Catalog Number Selection is for illustrative purposes only and not to be used to create new catalog numbers.

Product Selection


Mushroom Head Pushbuttons, Momentary ①


Complete Devices

	Bezel	Button Color	Contact Block Configuration	Catalog Number	Price U.S. \$ ③
	Silver	Red	NC	M22-DP-R-K01	26.25
			2NC	M22-DP-R-K02	36.25
			1NO-2NC	M22-DP-R-K12	46.00
			1NO-1NC	M22-DP-R-K11	36.25

	Black	Red	NC	M22S-DP-R-K01	24.60
			2NC	M22S-DP-R-K02	34.75
			1NO-2NC	M22S-DP-R-K12	44.50
			1NO-1NC	M22S-DP-R-K11	34.75

Operators Only ②

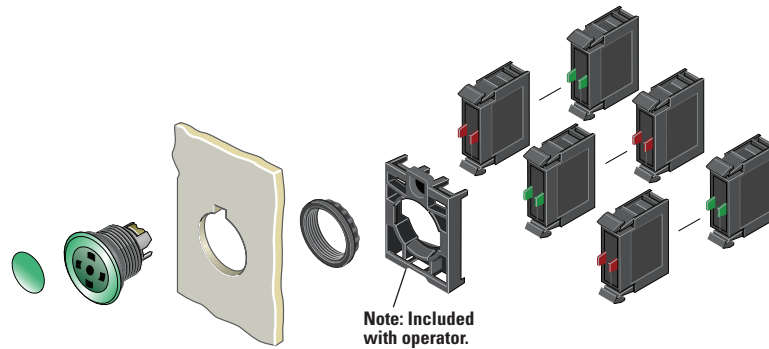
	Bezel	Button Color	Catalog Number	Price U.S. \$ ③
	Silver	Black	M22-DP-S	16.10
		Red	M22-DP-R	16.10
		Green	M22-DP-G	16.10
		Yellow	M22-DP-Y	16.10

	Black	Black	M22S-DP-S	14.60
		Red	M22S-DP-R	14.60
		Green	M22S-DP-G	14.60
		Yellow	M22S-DP-Y	14.60

Notes


- ① 35 mm diameter mushroom head button.
- ② Includes contact block mounting adapter.
- ③ Discount Symbol: **1CD1**.

Non-Illuminated Mushroom Head Pushbuttons, Momentary ①



Components

Mushroom Head Plates



Color	Inscription	Catalog Number	Price U.S. \$ ⑤
Black	—	M22-XDP-S ②	1.00
	Custom	M22-XDP-S-ETCH ③	2.00
	STOP	M22-XDP-S-GB0	2.00
	START	M22-XDP-S-GB1	2.00
	FORWARD	M22-XDP-S-GB15	2.00
	REVERSE	M22-XDP-S-GB16	2.00
	UP	M22-XDP-S-GB3	2.00
	DOWN	M22-XDP-S-GB4	2.00
	OFF	M22-XDP-S-GB5	2.00
	ON	M22-XDP-S-GB6	2.00
	⊙	M22-XDP-S-X0	2.00
	⓪	M22-XDP-S-X1	2.00
	⊕	M22-XDP-S-X4	2.00
	⊖	M22-XDP-S-X5	2.00
	Ⓜ	M22-XDP-S-X7	2.00
Red	—	M22-XDP-R ②	1.00
	Custom	M22-XDP-R-ETCH ③	2.00
	STOP	M22-XDP-R-GB0	2.00
	OFF	M22-XDP-R-GB5	2.00
Green	—	M22-XDP-G ②	1.00
	Custom	M22-XDP-G-ETCH ③	2.00
	START	M22-XDP-G-GB1	2.00
	ON	M22-XDP-G-GB6	2.00
	⊙	M22-XDP-G-X0	2.00
White	—	M22-XDP-W ②	1.00
	Custom	M22-XDP-W-ETCH ③	2.00
Yellow	—	M22-XDP-Y ②	1.00
	Custom	M22-XDP-Y-ETCH ③	2.00

Insertless Mushroom Head Operators



Bezel	Color	Catalog Number	Price U.S. \$ ⑤
Silver	Black	M22-DP-S-X	15.10
	Red	M22-DP-R-X	15.10
	Green	M22-DP-G-X	15.10
	Yellow	M22-DP-Y-X	15.10
Black	Black	M22S-DP-S-X	13.60
	Red	M22S-DP-R-X	13.60
	Green	M22S-DP-G-X	13.60
	Yellow	M22S-DP-Y-X	13.60

Contact Blocks ④



Terminal Type	Contact Configuration	Catalog Number	Price U.S. \$ ⑤
Screw	NO	M22-K10	10.00
	NO, Early-Make	M22-K10P	11.00
	NC	M22-K01	10.00
Spring-Cage	NC, Late-Break	M22-K01D	11.00
	NO	M22-CK10	13.00
	NC	M22-CK01	13.00
	NC, Late-Break	M22-CK01D	11.00
	2NO	M22-CK20	23.00
	2NC	M22-CK02	23.00
	NO-NC	M22-CK11	23.00


Notes


- ① 35 mm diameter mushroom head button.
- ② Minimum order quantity of (10).
- ③ When ordering, specify inscription per catalog number suffix from the symbols library (see **Pages 77–84**) into the Order Notes. For example, M22-XDP-S-ETCH; Order Notes: Mark with symbol X91, Line item #_.
- ④ For complete listing of available contact blocks, see Accessories, **Pages 59–64**.
- ⑤ Discount Symbol: **1CD1**.

Product Selection


Non-Illuminated Mushroom Head Pushbuttons, Maintained ^{① ②}


Complete Devices

	Bezel	Button Color	Contact Block Configuration	Catalog Number	Price U.S. \$ ^③
	Silver	Red	NC	M22-DRP-R-K01	49.50
			2NC	M22-DRP-R-K02	59.50
			1NO-2NC	M22-DRP-R-K12	69.50
			1NO-1NC	M22-DRP-R-K11	59.50

	Black	Red	NC	M22S-DRP-R-K01	48.00
			2NC	M22S-DRP-R-K02	58.00
			1NO-2NC	M22S-DRP-R-K12	68.00
			1NO-1NC	M22S-DRP-R-K11	58.00

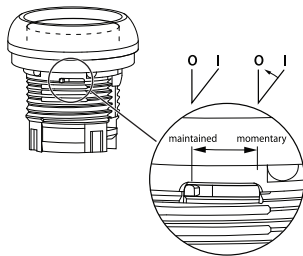
Operators Only

	Bezel	Button Color	Catalog Number	Price U.S. \$ ^③
	Silver	Black	M22-DRP-S	39.50
		Red	M22-DRP-R	39.50
		Green	M22-DRP-G	39.50
		Yellow	M22-DRP-Y	39.50

	Black	Black	M22S-DRP-S	38.00
		Red	M22S-DRP-R	38.00
		Green	M22S-DRP-G	38.00
		Yellow	M22S-DRP-Y	38.00

Notes

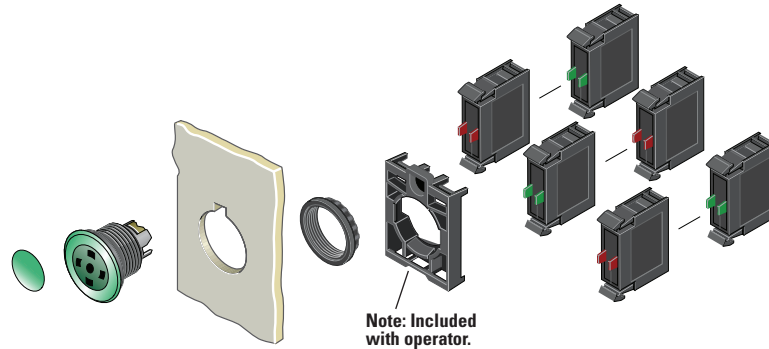
- ① 35 mm diameter mushroom head button.
- ② Maintained pushbuttons can be converted in the field to momentary operation by switching the locking ring, which is accessible through the side of the operator body.
- ③ Discount Symbol: **1CD1**.



⊖ = Positively driven contact.


Note: This pilot device features a selectable function switch that enables the device to be set to either maintained or momentary operation.

Non-Illuminated Mushroom Head Pushbuttons, Maintained ^{①②}



Components

Mushroom Head Plates ^③



Color	Inscription	Catalog Number	Price U.S. \$ ^⑥
Black	—	M22-XDP-S ^③	1.00
	Custom	M22-XDP-S-ETCH ^④	2.00
	STOP	M22-XDP-S-GB0	2.00
	START	M22-XDP-S-GB1	2.00
	FORWARD	M22-XDP-S-GB15	2.00
	REVERSE	M22-XDP-S-GB16	2.00
	UP	M22-XDP-S-GB3	2.00
	DOWN	M22-XDP-S-GB4	2.00
	OFF	M22-XDP-S-GB5	2.00
	ON	M22-XDP-S-GB6	2.00
	⊙	M22-XDP-S-X0	2.00
	⓪	M22-XDP-S-X1	2.00
	⊕	M22-XDP-S-X4	2.00
	⊖	M22-XDP-S-X5	2.00
	Ⓜ	M22-XDP-S-X7	2.00
Red	—	M22-XDP-R ^③	1.00
	Custom	M22-XDP-R-ETCH ^④	2.00
	STOP	M22-XDP-R-GB0	2.00
	OFF	M22-XDP-R-GB5	2.00
Green	⊙	M22-XDP-R-X0	2.00
	—	M22-XDP-G ^③	1.00
	Custom	M22-XDP-G-ETCH ^④	2.00
	START	M22-XDP-G-GB1	2.00
	ON	M22-XDP-G-GB6	2.00
White	⊙	M22-XDP-G-X0	2.00
	⓪	M22-XDP-G-X1	2.00
	—	M22-XDP-W ^③	1.00
Yellow	Custom	M22-XDP-W-ETCH ^④	2.00
	—	M22-XDP-Y ^③	1.00
	Custom	M22-XDP-Y-ETCH ^④	2.00

Insertless Mushroom Head Operators



Bezel	Color	Catalog Number	Price U.S. \$ ^⑥
Silver	Black	M22-DRP-S-X	38.50
	Red	M22-DRP-R-X	38.50
	Green	M22-DRP-G-X	38.50
	Yellow	M22-DRP-Y-X	38.50
Black	Black	M22S-DRP-S-X	37.00
	Red	M22S-DRP-R-X	37.00
	Green	M22S-DRP-G-X	37.00
	Yellow	M22S-DRP-Y-X	37.00

Contact Blocks ^⑤



Terminal Type	Contact Configuration	Catalog Number	Price U.S. \$ ^⑥
Screw	NO	M22-K10	10.00
	NO, Early-Make	M22-K10P	11.00
	NC	M22-K01	10.00
Spring-Cage	NC, Late-Break	M22-K01D	11.00
	NO	M22-CK10	13.00
	NC	M22-CK01	13.00
	NC, Late-Break	M22-CK01D	11.00
	2NO	M22-CK20	23.00
	2NC	M22-CK02	23.00
	NO-NC	M22-CK11	23.00

Notes

- ① 35 mm diameter mushroom head button.
- ② Maintained pushbuttons can be converted in the field to momentary operation by switching the locking ring, which is accessible through the side of the operator body.
- ③ Minimum order quantity of (10).
- ④ When ordering, specify inscription per catalog number suffix from the symbols library (see **Pages 77–84**) into the Order Notes. For example, M22-XDP-S-ETCH; Order Notes: Mark with symbol X91, Line item #_.
- ⑤ For complete listing of available button plates and contact blocks, see Accessories, **Pages 59–64**.
- ⑥ Discount Symbol: **1CD1**.

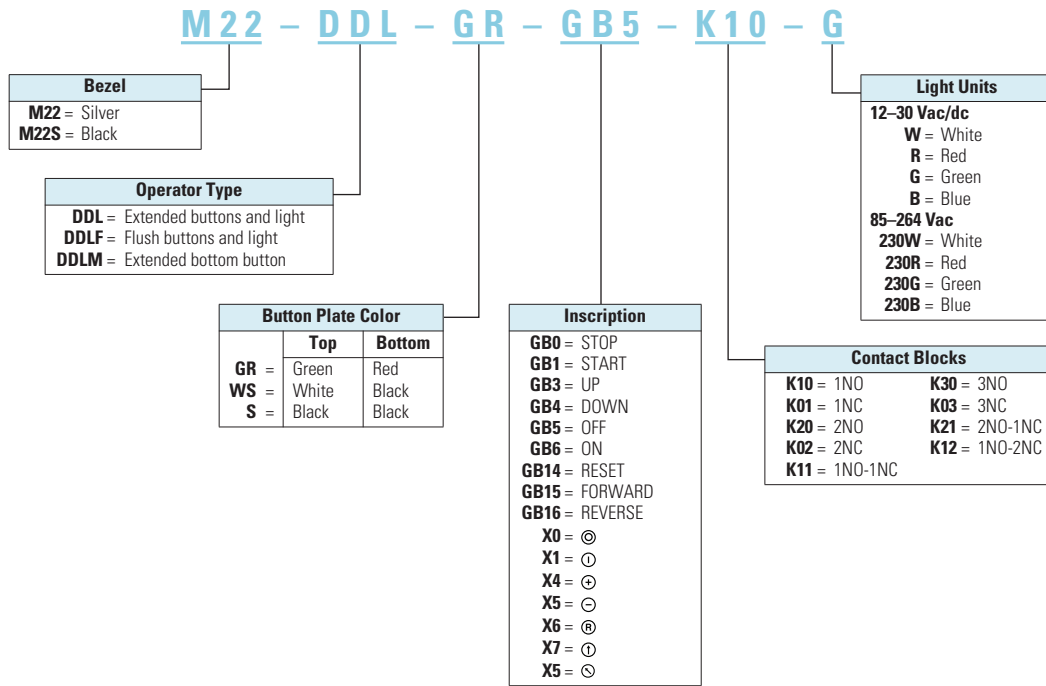
47.4

Pushbuttons and Indicating Lights

M22 Modular Pushbuttons

Catalog Number Selection

Double Pushbuttons





Note: Catalog Number Selection is for illustrative purposes only and not to be used to create new catalog numbers.

Product Selection

Components

Double Pushbuttons, Extended Pushbuttons and Center Light, Momentary

Operators Only ^①



	Bezel	Color Top	Bottom	Inscription Top	Bottom	Catalog Number	Price U.S. \$ ^③
 <p>M22-DDL-GR-GB1-GB0</p>	Silver	Green	Red	—	—	M22-DDL-GR	30.75
				Custom	Custom	M22-DDL-GR-ETCH ^②	31.75
				⓪	⓪	M22-DDL-GR-X1-X0	31.75
				START	STOP	M22-DDL-GR-GB1-GB0	31.75
				—	—	M22-DDL-WS	30.75
				Custom	Custom	M22-DDL-WS-ETCH ^②	31.75
		White	Black	⓪	⓪	M22-DDL-WS-X1-X0	31.75
				START	STOP	M22-DDL-WS-GB1-GB0	31.75
				—	—	M22-DDL-S	30.75
				Custom	Custom	M22-DDL-S-ETCH ^②	31.75
				—	—	M22-DDL-S-X4-X5	31.75
				⓪	⓪	M22-DDL-S-X7-X7	31.75
 <p>M22S-DDL-GR-X1-X0</p>	Black	Green	Red	—	—	M22S-DDL-GR	29.25
				Custom	Custom	M22S-DDL-GR-ETCH ^②	30.25
				⓪	⓪	M22S-DDL-GR-X1-X0	30.25
				START	STOP	M22S-DDL-GR-GB1-GB0	30.25
				—	—	M22S-DDL-WS	29.25
				Custom	Custom	M22S-DDL-WS-ETCH ^②	30.25
		White	Black	⓪	⓪	M22S-DDL-WS-X1-X0	30.25
				START	STOP	M22S-DDL-WS-GB1-GB0	30.25
				—	—	M22S-DDL-S	29.25
				Custom	Custom	M22S-DDL-S-ETCH ^②	30.25
				⊕	—	M22S-DDL-S-X4-X5	30.25
				⓪	⓪	M22S-DDL-S-X7-X7	30.25

Notes

- ① Includes contact block mounting adapter.
- ② When ordering, specify inscription per catalog number suffix from the symbols library (see **Pages 77–84**) into the Order Notes. For example, M22-DDL-S-ETCH; Order Notes: Mark with symbol X91, Line item #_.
- ③ Discount Symbol: **1CD1**.



Double Pushbuttons, Flush Top Pushbuttons and Center Light, Momentary

Operators Only ^①

	Bezel	Color Top	Bottom	Inscription Top	Bottom	Catalog Number	Price U.S. \$ ^③
M22-DDLF-GR 	Silver	Green	Red	—	—	M22-DDLF-GR	30.75
				Custom	Custom	M22-DDLF-GR-ETCH ^②	31.75
	Black	White	Black	—	—	M22-DDLF-WS	30.75
				Custom	Custom	M22-DDLF-WS-ETCH ^②	31.75
		Green	Red	⓪	⓪	M22-DDLF-GR-X1-X0	31.75
				White	Black	⓪	⓪
M22S-DDLF-GR-X1-X0 	Black	Green	Red	—	—	M22S-DDLF-GR	29.25
				Custom	Custom	M22S-DDLF-GR-ETCH ^②	30.25
	Black	White	Black	—	—	M22S-DDLF-WS	29.25
				Custom	Custom	M22S-DDLF-WS-ETCH ^②	30.25
		Green	Red	⓪	⓪	M22S-DDLF-GR-X1-X0	30.25
				White	Black	⓪	⓪

Double Pushbuttons, Flush Top Pushbutton and Center Light, Extended Bottom Pushbutton, Momentary

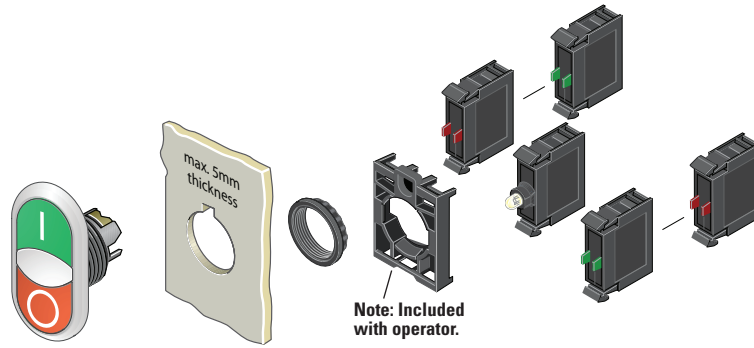
Operators Only ^①

	Bezel	Color Top	Bottom	Inscription Top	Bottom	Catalog Number	Price U.S. \$ ^③
M22-DDLM-GR 	Silver	Green	Red	—	—	M22-DDLM-GR	30.75
				Custom	Custom	M22-DDLM-GR-ETCH ^②	31.75
	Black	White	Black	—	—	M22-DDLM-WS	31.75
				Custom	Custom	M22-DDLM-WS-ETCH ^②	31.75
		Green	Red	⓪	⓪	M22-DDLM-GR-X1-X0	31.75
				White	Black	⓪	⓪
M22S-DDLM-GR-X1-X0 	Black	Green	Red	—	—	M22S-DDLM-GR	29.25
				Custom	Custom	M22S-DDLM-GR-ETCH ^②	30.25
	Black	White	Black	—	—	M22S-DDLM-WS	30.25
				Custom	Custom	M22S-DDLM-WS-ETCH ^②	30.25
		Green	Red	⓪	⓪	M22S-DDLM-GR-X1-X0	30.25
				White	Black	⓪	⓪

Notes

- ① Includes contact block mounting adapter.
- ② When ordering, specify inscription per catalog number suffix from the symbols library (see **Pages 77–84**) into the Order Notes. For example, M22-DDLM-GR-ETCH; Order Notes: Mark with symbol X91, Line item #_.
- ③ Discount Symbol: **1CD1**.

Double Pushbuttons



Light Units ^①

Terminal Type	LED Color	Light Unit Voltage	Catalog Number	Price U.S. \$ ^②
Screw	White	12–30 Vac/dc	M22-LED-W	26.00
		85–264 Vac	M22-LED230-W	26.00

M22-LED-W



Contact Blocks ^①

Terminal Type	Contact Configuration	Catalog Number	Price U.S. \$ ^②
Screw	NO	M22-K10	10.00
	NO, Early-Make	M22-K10P	11.00
	NC	M22-K01	10.00
	NC, Late-Break	M22-K01D	11.00
Spring-Cage	NO	M22-CK10	13.00
	NC	M22-CK01	13.00
	NC, Late-Break	M22-CK01D	11.00
	2NO	M22-CK20	23.00
	2NC	M22-CK02	23.00
	NO-NC	M22-CK11	23.00

M22-K10



Notes

- ① For complete listing of available light units and contact blocks, see Accessories, Pages 59–64.
- ② Discount Symbol: 1CD1.

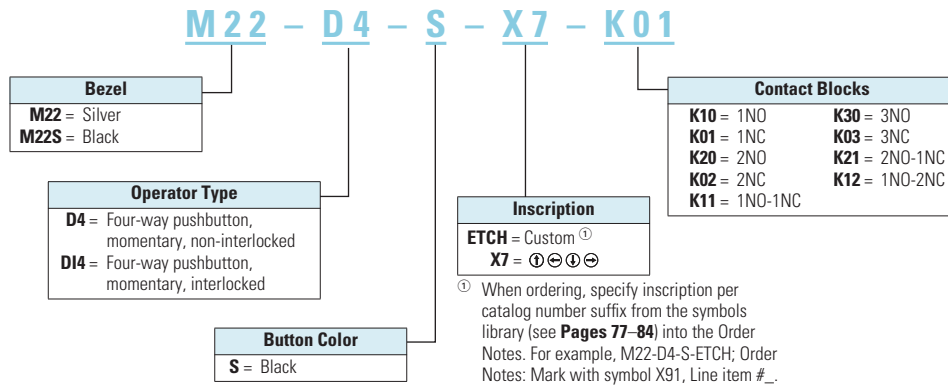
47.4

Pushbuttons and Indicating Lights

M22 Modular Pushbuttons

Catalog Number Selection

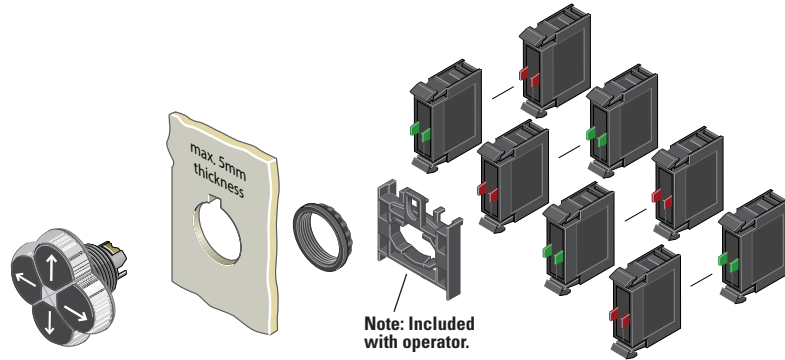
Four-Way Pushbuttons



Note: Catalog Number Selection is for illustrative purposes only and not to be used to create new catalog numbers.

Product Selection

Four-Way Pushbuttons, Momentary



Components

Operators Only ^①

M22-D4-S-X7



Type	Bezel	Color	Inscription	Catalog Number	Price U.S. \$ ^④
Non-Interlocked	Silver	Black	—	M22-D4-S	138.00
			Custom	M22-D4-S-ETCH ^③	139.00
			Directional Arrows	M22-D4-S-X7	139.00
	Black	Black	—	M22S-D4-S	136.00
			Custom	M22S-D4-S-ETCH ^③	137.00
			Directional Arrows	M22S-D4-S-X7	137.00
Interlocked	Silver	Black	—	M22-DI4-S	146.00
			Custom	M22-DI4-S-ETCH ^③	147.00
			Directional Arrows	M22-DI4-S-X7	147.00
	Black	Black	—	M22S-DI4-S	144.00
			Custom	M22S-DI4-S-ETCH ^③	145.00
			Directional Arrows	M22S-DI4-S-X7	145.00

Contact Blocks ^②

M22-K10



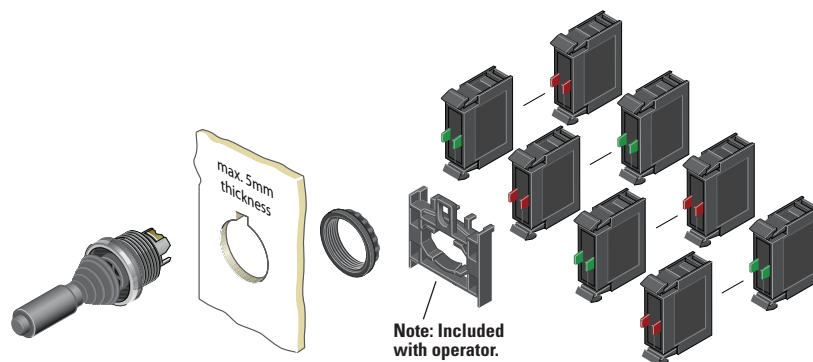
Terminal Type	Contact Configuration	Catalog Number	Price U.S. \$ ^④
Screw	NO	M22-K10	10.00
	NO, Early-Make	M22-K10P	11.00
	NC	M22-K01	10.00
	NC, Late-Break	M22-K01D	11.00
Spring-Cage	NO	M22-CK10	13.00
	NC	M22-CK01	13.00
	NC, Late-Break	M22-CK01D	11.00
	2NO	M22-CK20	23.00
	2NC	M22-CK02	23.00
	NO-NC	M22-CK11	23.00

Notes

- ① Includes contact block mounting adapter.
- ② For complete listing of available contact blocks, see Accessories, **Pages 59–64**.
- ③ When ordering, specify inscription per catalog number suffix from the symbols library (see **Pages 77–84**) into the Order Notes. For example, M22-D4-S-ETCH; Order Notes: Mark with symbol X91, Line item #_.
- ④ Discount Symbol: **1CD1**.

Product Selection

Joysticks



Components

Operators ①

M22-WJ2H



Bezel	Number of Directions	Switching Position	Catalog Number	Price U.S. \$ ③	
Silver	2-Position Horizontal	Momentary	M22-WJ2H	105.00	
		2 Switch Points	M22-WJ2H-2P	117.00	
	2-Position Vertical	Momentary	M22-WJ2V	105.00	
		2 Switch Points	M22-WJ2V-2P	117.00	
	2-Position Vertical	Maintained	M22-WR2V	105.00	
		4-Position	Momentary	M22-WJ4	138.00
	Black	2-Position Horizontal	Momentary	M22S-WJ2H	104.00
			2 Switch Points	M22S-WJ2H-2P	116.00
2-Position Vertical		Momentary	M22S-WJ2V	104.00	
		2 Switch Points	M22S-WJ2V-2P	116.00	
2-Position Vertical		Maintained	M22S-WR2V	104.00	
		4-Position	Momentary	M22S-WJ4	136.00
2-Position Vertical		Momentary	M22S-WJ4-2P	148.00	
		4-Position	Maintained	M22S-WR4	136.00

Contact Blocks ②

M22-K10



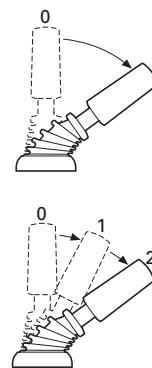
Terminal Type	Contact Configuration	Catalog Number	Price U.S. \$ ③
Screw	NO	M22-K10	10.00
	NO, Early-Make	M22-K10P	11.00
	NC	M22-K01	10.00
	NC, Late-Break	M22-K01D	11.00
Spring-Cage	NO	M22-CK10	13.00
	NC	M22-CK01	13.00
	NC, Late-Break	M22-CK01D	11.00
	2NO	M22-CK20	23.00
	2NC	M22-CK02	23.00
	NO-NC	M22-CK11	23.00

Notes

- ① Includes contact block mounting adapter.
- ② For complete listing of available contact blocks, see Accessories, Pages 59–64.
- ③ Discount Symbol: **1CD1**.

Joystick with Double Contact


The joystick allows the control of up to four directions of movement on machines. Different variants of the joystick have 2/4 positions and other variants have two settings for each position. This allows, for example, two-speed settings for each direction. For this application, a standard normally open contact and an early-make contact are fitted in series. Momentary contact and latching contact versions are available.



Product Selection


Potentiometers

Complete Devices


Bezel	Resistance Rk	Catalog Number	Price U.S. \$ ^①
M22-R10K 	Silver	1	M22-R1K 126.00
		4.7	M22-R4K7 126.00
		10	M22-R10K 126.00
		47	M22-R47K 126.00
		100	M22-R100K 126.00
		470	M22-R470K 126.00
Black	1	M22S-R1K 124.00	
	4.7	M22S-R4K7 124.00	
	10	M22S-R10K 124.00	
	47	M22S-R47K 124.00	
	100	M22S-R100K 124.00	
	470	M22S-R470K 124.00	
Oversized Knob			
Silver	1	M22-R1K-RH 131.00	
	4.7	M22-R4K7-RH 131.00	
	10	M22-R10K-RH 131.00	
	47	M22-R47K-RH 131.00	
	100	M22-R100K-RH 131.00	
	470	M22-R470K-RH 131.00	
Black	1	M22S-R1K-RH 129.00	
	4.7	M22S-R4K7-RH 129.00	
	10	M22S-R10K-RH 129.00	
	47	M22S-R47K-RH 129.00	
	100	M22S-R100K-RH 129.00	
	470	M22S-R470K-RH 129.00	

Acoustic Devices

Complete Devices

Description	Decibel Rating	Catalog Number	Price U.S. \$ ^①
M22-AMC-XAM 	Indicator with buzzer, black Continuous tone, 18–30 Vac/dc	83 dB/10 cm	M22-AMC-XAM 65.00
	Indicator with buzzer, black Pulsed tone, 18–30 Vac/dc	83 dB/10 cm	M22-AMC-XAMP 65.00

Buzzers


Description	Decibel Rating	Catalog Number	Price U.S. \$ ^①
M22-XAM 	Indicator without buzzer, black	83 dB/10 cm	M22-AMC 27.00
	Buzzer only, Continuous tone, 18–30 Vac/dc	83 dB/10 cm	M22-XAM 38.00
	Buzzer only, Pulsed tone, 18–30 Vac/dc	83 dB/10 cm	M22-XAMP 38.00

Note

^① Discount Symbol: **1CD1**.

Through-the-Door Operators ^①


Complete Devices

	Color	Inscription	Catalog Number	Price U.S. \$ ^⑦
	Blue	—	M22-DZ-B	17.20
		RESET	M22-DZ-B-GB14	18.20
		Ⓜ	M22-DZ-B-X6	18.20
	Red	—	M22-DZ-R	17.20
		Ⓜ	M22-DZ-R-X0	18.20
		STOP	M22-DZ-R-GB0	18.20

Buttonless Operator


	Bezel	Catalog Number	Price U.S. \$ ^⑦
	Silver	M22-DZ-X	16.20

Button Plates ^②


	Color	Inscription	Catalog Number	Price U.S. \$ ^⑦
	Blue	—	M22-XD-B ^③	1.00
		RESET	M22-XD-B-GB14	2.00
		Ⓜ	M22-XD-B-X6	2.00
	Red	—	M22-XD-R ^③	1.00
		Ⓜ	M22-XD-R-X0	2.00
		STOP	M22-XD-R-GB0	2.00

Bulkhead Interfaces

USB Socket ^④


	Description	Catalog Number	Price U.S. \$ ^⑦
	Used for USB connection USB 2.0 Type A plug IP65 when closed IP20 when connected	M22-USB-SA	94.50

RJ45 Socket ^⑤

	Description	Catalog Number	Price U.S. \$ ^⑦
	Used for RJ45 Ethernet connection IP65 when closed IP20 when connected	M22-RJ45-SA	61.50

ASi Adapter Modules ^⑥

Complete Devices

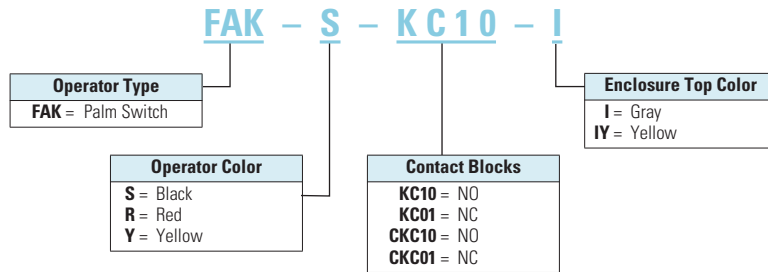
	Description	Catalog Number	Price U.S. \$ ^⑦
	ASi adapter module	M22-ASI	167.00
	ASi adapter module for base mounting	M22-ASI-C	170.00
	ASi adapter module for E-Stop	M22-ASI-CS	213.00
	ASi adapter module for E-Stop base mounting	M22-ASI-S	248.00

Notes


- ① The pushrod is 3.24 in long and can be cut to length.
- ② Any combination of plate color and inscription is available.
- ③ Minimum order quantity of (10).
- ④ USB interface is complete with 2-ft-long USB cable.
- ⑤ RJ45 interface is an 8-wire connector.
- ⑥ Available Q2 2009.
- ⑦ Discount Symbol: **1CD1**.

Catalog Number Selection

Palm Switches, Type 4X/13 Enclosure ①





Note: Catalog Number Selection is for illustrative purposes only and not to be used to create new catalog numbers.



Product Selection

Complete Devices

Operator, Base and Contact Blocks ②

Type	Button Color	Contact Block Configuration	Catalog Number	Price U.S. \$ ③
FAK-S-KC11-I 	Momentary	Black	1NO-1NC	FAK-S-KC11-I 164.00
		Red	1NO-1NC	FAK-R-KC11-I 164.00
		Yellow	1NO-1NC	FAK-Y-KC11-I 164.00
FAK-R-V-KC01-IY 	Maintained	Red	NC	FAK-R-V-KC01-IY 205.00
			2NC	FAK-R-V-KC02-IY 215.00
			1NO-2NC	FAK-R-V-KC12-IY 225.00
			1NO-1NC	FAK-R-V-KC11-IY 215.00

Components



M22-KC10



Operators Only

Type	Button Color	Catalog Number	Price U.S. \$ ③
Momentary	Black	FAK-S	108.00
	Red	FAK-R	108.00
	Yellow	FAK-Y	108.00
Maintained	Red	FAK-R-V-Y	160.00

Palm Switch Enclosure Base

Catalog Number	Price U.S. \$ ③
FAK-IU	36.00

Contact Blocks ②

Terminal Type	Contact Configuration	Catalog Number	Price U.S. \$ ③
Screw	NO	M22-KC10	10.00
	NC	M22-KC01	10.00
Spring-Cage	NO	M22-CKC10	13.00
	NC	M22-CKC01	13.00

Notes

- ① Available Q2 2009.
- ② For complete listing of available contact blocks, see Accessories, **Pages 59–64**.
- ③ Discount Symbol: **1CD1**.

Product Selection

Assembled Control Stations



1 Element Control Stations

Orientation	Description	Color	①	Inscription	Enclosure Cover Color	Catalog Number	Price U.S. \$ ②
Horizontal	40 mm Mushroom Head Push-Pull Emergency Stop Operator	Red	NC	—	Yellow	M22-C1-M1H	90.00
Horizontal	40 mm Illuminated Mushroom Head Push-Pull Emergency Stop Operator, 85–264 Vac	Red	NO-NC	—	Yellow	M22-C1-M2H	126.00
Horizontal	40 mm Mushroom Head Twist-to-Release Emergency Stop Operator	Red	NC	—	Yellow	M22-C1-M3H	106.00
Horizontal	40 mm Mushroom Head Key-Release Emergency Stop Operator	Red	NC	—	Yellow	M22-C1-M4H	136.00
Horizontal	Flush Pushbutton	Green	NO	⓪	Gray	M22-C1-M5H	76.00
Horizontal	Flush Pushbutton	Green	NO	START	Gray	M22-C1-M6H	76.00
Horizontal	Extended Pushbutton	Red	NC	Ⓢ	Gray	M22-C1-M7H	76.00
Horizontal	Extended Pushbutton	Red	NC	STOP	Gray	M22-C1-M8H	76.00
Horizontal	Key-Operated Selector Switch, 2-position Maintained	—	NO	ON-OFF	Gray	M22-C1-M9H	121.00
Horizontal	Knob Type Selector Switch, 3-position Maintained	—	2NO	HAND-OFF-AUTO	Gray	M22-C1-M10H	94.50
Horizontal	Double Pushbutton	Green	NO	START	Gray	M22-C1-M11H	110.00
Horizontal	Double Pushbutton	Red	NC	STOP	Gray	M22-C1-M11H	110.00

47

2 Element Control Stations

Orientation	Element 1 Description	Color	①	Inscription	Element 2 Description	Color	①	Inscription	Enclosure Cover Color	Catalog Number	Price U.S. \$ ②
Horizontal	Extended Pushbutton	Red	NC	Ⓢ	Flush Pushbutton	Green	NO	⓪	Gray	M22-C2-M1H	80.00
Vertical	Flush Pushbutton	Green	NO	START	Extended Pushbutton	Red	NC	STOP	Gray	M22-C2-M2V	80.00
Vertical	Flush Pushbutton	Black	NO	FORWARD	Flush Pushbutton	Black	NO	REVERSE	Gray	M22-C2-M3V	80.00

3 Element Control Stations

Orientation	Element 1 Description	Color	①	Inscription	Element 2 Description	Color	①	Inscription	Element 3 Description	Color	①	Inscription	Enclosure Cover Color	Catalog Number	Price U.S. \$ ②
Horizontal	Extended Pushbutton	Red	NC	Ⓢ	Indicating Light	White	85–264 Vac	—	Flush Pushbutton	Green	NO	⓪	Gray	M22-C3-M1H	122.00
Vertical	Indicating Light	White	85–264 Vac	—	Flush Pushbutton	Green	NO	START	Extended Pushbutton	Red	NC	STOP	Gray	M22-C3-M2V	122.00
Horizontal	Flush Pushbutton	Green	NO	⓪	Extended Pushbutton	Red	NC	Ⓢ	Flush Pushbutton	Green	NO	⓪	Gray	M22-C3-M3H	122.00
Vertical	Flush Pushbutton	Black	NO	OPEN	Flush Pushbutton	Red	NC	STOP	Flush Pushbutton	Black	NO	CLOSE	Gray	M22-C3-M4V	102.00
Vertical	Flush Pushbutton	Black	NO	FORWARD	Flush Pushbutton	Red	NC	STOP	Flush Pushbutton	Black	NO	REVERSE	Gray	M22-C3-M5V	102.00
Vertical	Flush Pushbutton	Black	NO	UP	Flush Pushbutton	Red	NC	STOP	Flush Pushbutton	Black	NO	DOWN	Gray	M22-C3-M6V	102.00




Notes

① Contact block configuration.

② Discount Symbol: **1CD1**.

Accessories

Button Plates

Color	Inscription	Catalog Number Flush Pushbutton	Price U.S. \$ ^②	Catalog Number Extended Pushbutton	Price U.S. \$ ^②	Catalog Number Mushroom Head Button	Price U.S. \$ ^②	
M22-XD-S 	Black	M22-XD-S	1.00	M22-XDH-S	2.00	M22-XDP-S	1.00	
	White	M22-XD-W	1.00	M22-XDH-W	2.00	M22-XDP-W	1.00	
	Red	M22-XD-R	1.00	M22-XDH-R	2.00	M22-XDP-R	1.00	
	Green	M22-XD-G	1.00	M22-XDH-G	2.00	M22-XDP-G	1.00	
	Yellow	M22-XD-Y	1.00	M22-XDH-Y	2.00	M22-XDP-Y	1.00	
M22-XDH-R 	Blue	M22-XD-B	1.00	M22-XDH-B	2.00	—	—	
	Black, White, Red, Green, Yellow, Blue	M22-XD-SWRGYB	5.00	M22-XDH-SWRGYB	10.00	—	—	
M22-XDP-G 	Black, Red, Green	M22-XD-SRG	2.50	M22-XDH-SRG	5.00	—	—	
	Black	Custom	M22-XD-S-ETCH	2.00	M22-XDH-S-ETCH	3.00	M22-XDP-S-ETCH	2.00
	White	Custom	M22-XD-W-ETCH	2.00	M22-XDH-W-ETCH	3.00	M22-XDP-W-ETCH	2.00
	Red	Custom	M22-XD-R-ETCH	2.00	M22-XDH-R-ETCH	3.00	M22-XDP-R-ETCH	2.00
	Green	Custom	M22-XD-G-ETCH	2.00	M22-XDH-G-ETCH	3.00	M22-XDP-G-ETCH	2.00
	Yellow	Custom	M22-XD-Y-ETCH	2.00	M22-XDH-Y-ETCH	3.00	M22-XDP-Y-ETCH	2.00
	Blue	Custom	M22-XD-B-ETCH	2.00	M22-XDH-B-ETCH	3.00	—	—
	Black	STOP	M22-XD-S-GB0	2.00	M22-XDH-S-GB0	3.00	M22-XDP-S-GB0	2.00
	Red	STOP	M22-XD-R-GB0	2.00	M22-XDH-R-GB0	3.00	M22-XDP-R-GB0	2.00
	Black	START	M22-XD-S-GB1	2.00	M22-XDH-S-GB1	3.00	M22-XDP-S-GB1	2.00
	White	START	M22-XD-W-GB1	2.00	M22-XDH-W-GB1	3.00	—	—
	Green	START	M22-XD-G-GB1	2.00	M22-XDH-G-GB1	3.00	M22-XDP-G-GB1	2.00
	Black	CLOSE	M22-XD-S-GB2	2.00	M22-XDH-S-GB2	3.00	—	—
	Black	UP	M22-XD-S-GB3	2.00	M22-XDH-S-GB3	3.00	M22-XDP-S-GB3	2.00
	Black	DOWN	M22-XD-S-GB4	2.00	M22-XDH-S-GB4	3.00	M22-XDP-S-GB4	2.00
	Black	OFF	M22-XD-S-GB5	2.00	M22-XDH-S-GB5	3.00	M22-XDP-S-GB5	2.00
	Red	OFF	M22-XD-R-GB5	2.00	M22-XDH-R-GB5	3.00	M22-XDP-R-GB5	2.00
Black	ON	M22-XD-S-GB6	2.00	M22-XDH-S-GB6	3.00	M22-XDP-S-GB6	2.00	
Green	ON	M22-XD-G-GB6	2.00	M22-XDH-G-GB6	3.00	M22-XDP-G-GB6	2.00	
Black	TEST	M22-XD-S-GB9	2.00	M22-XDH-S-GB9	3.00	—	—	
Blue	RESET	M22-XD-B-GB14	2.00	M22-XDH-B-GB14	3.00	—	—	
Black	FORWARD	M22-XD-S-GB15	2.00	M22-XDH-S-GB15	3.00	M22-XDP-S-GB15	2.00	
Black	REVERSE	M22-XD-S-GB16	2.00	M22-XDH-S-GB16	3.00	M22-XDP-S-GB16	2.00	
Black	RAISE	M22-XD-S-GB17	2.00	M22-XDH-S-GB17	3.00	—	—	
Black	LOWER	M22-XD-S-GB18	2.00	M22-XDH-S-GB18	3.00	—	—	
Black	Ⓞ	M22-XD-S-X0	2.00	M22-XDH-S-X0	3.00	M22-XDP-S-X0	2.00	
Red	Ⓞ	M22-XD-R-X0	2.00	M22-XDH-R-X0	3.00	M22-XDP-R-X0	2.00	
Green	Ⓞ	—	—	—	—	M22-XDP-G-X0	2.00	
Black	Ⓛ	M22-XD-S-X1	2.00	M22-XDH-S-X1	3.00	M22-XDP-S-X1	2.00	
White	Ⓛ	M22-XD-W-X1	2.00	M22-XDH-W-X1	3.00	—	—	
Green	Ⓛ	M22-XD-G-X1	2.00	M22-XDH-G-X1	3.00	M22-XDP-G-X1	2.00	
Black	Ⓛ	M22-XD-S-X2	2.00	M22-XDH-S-X2	3.00	—	—	
Green	Ⓛ	M22-XD-G-X2	2.00	M22-XDH-G-X2	3.00	—	—	
Black	Ⓡ	M22-XD-S-X4	2.00	M22-XDH-S-X4	3.00	M22-XDP-S-X4	2.00	
Black	Ⓡ	M22-XD-S-X5	2.00	M22-XDH-S-X5	3.00	M22-XDP-S-X5	2.00	
Blue	RESET	M22-XD-B-X6	2.00	M22-XDH-B-X6	3.00	—	—	
Black	Ⓛ	M22-XD-S-X7	2.00	M22-XDH-S-X7	3.00	M22-XDP-S-X7	2.00	
Black	Ⓛ	M22-XD-S-X8	2.00	M22-XDH-S-X8	3.00	—	—	
Black	See ① below	M22-XD-S-X9	2.00	M22-XDH-S-X9	3.00	—	—	
Black	See ① below	M22-XD-S-X10	2.00	M22-XDH-S-X10	3.00	—	—	
Black	See ① below	M22-XD-S-X11	2.00	M22-XDH-S-X11	3.00	—	—	
Black	See ① below	M22-XD-S-X12	2.00	M22-XDH-S-X12	3.00	—	—	
Black	See ① below	M22-XD-S-X13	2.00	M22-XDH-S-X13	3.00	—	—	
Black	See ① below	M22-XD-S-X14	2.00	M22-XDH-S-X14	3.00	—	—	
Black	See ① below	M22-XD-S-X15	2.00	M22-XDH-S-X15	3.00	—	—	
Black	See ① below	M22-XD-S-X16	2.00	M22-XDH-S-X16	3.00	—	—	
Black	See ① below	M22-XD-S-X17	2.00	M22-XDH-S-X17	3.00	—	—	

Notes

① Refer to the Symbols Library, Pages 77–84, for symbol image.

② Discount Symbol: 1CD1.

M22 Modular Pushbuttons

Button Lenses

M22-XDLH-W



M22-XDL-G



Color	Inscription	Catalog Number Flush	Price U.S. \$ ^①	Catalog Number Extended	Price U.S. \$ ^①
White	—	M22-XDL-W	1.40	M22-XDLH-W	2.40
Red	—	M22-XDL-R	1.40	M22-XDLH-R	2.40
Green	—	M22-XDL-G	1.40	M22-XDLH-G	2.40
Yellow	—	M22-XDL-Y	1.40	M22-XDLH-Y	2.40
Blue	—	M22-XDL-B	1.40	M22-XDLH-B	2.40
White	Custom	M22-XDL-W-ETCH	2.40	M22-XDLH-W-ETCH	3.40
Red	Custom	M22-XDL-R-ETCH	2.40	M22-XDLH-R-ETCH	3.40
Green	Custom	M22-XDL-G-ETCH	2.40	M22-XDLH-G-ETCH	3.40
Yellow	Custom	M22-XDL-Y-ETCH	2.40	M22-XDLH-Y-ETCH	3.40
Blue	Custom	M22-XDL-B-ETCH	2.40	M22-XDLH-B-ETCH	3.40
Red	STOP	M22-XDL-R-GB0	2.40	M22-XDLH-R-GB0	3.40
Green	START	M22-XDL-G-GB1	2.40	M22-XDLH-G-GB1	3.40
Red	OFF	M22-XDL-R-GB5	2.40	M22-XDLH-R-GB5	3.40
Green	ON	M22-XDL-G-GB6	2.40	M22-XDLH-G-GB6	3.40
Blue	RESET	M22-XDL-B-GB14	2.40	M22-XDLH-B-GB14	3.40
Red	Ⓢ	M22-XDL-R-X0	2.40	M22-XDLH-R-X0	3.40
Green	Ⓛ	M22-XDL-G-X1	2.40	M22-XDLH-G-X1	3.40
Blue	Ⓜ	M22-XDL-B-X6	2.40	M22-XDLH-B-X6	3.40

Contact Block Mounting Adapter

M22-A



Description	Catalog Number	Price U.S. \$ ^①
Mounting Adapter	M22-A	2.90

M22-A4



Mounting Adapter, 4-Position	M22-A4	5.60
------------------------------	--------	------

Contact Blocks

M22-K10




Mounting Location	Terminal Type	Contact Configuration	Package Qty.	Catalog Number	Price U.S. \$ ^①		
Front	Screw	NO	1	M22-K10	10.00		
		NO	25	M22-K10-B25	250.00		
		NO	100	M22-K10-B100	1,000.00		
		NO, Early-Make	1	M22-K10P	11.00		
		NC	1	M22-K01	10.00		
		NC	25	M22-K01-B25	250.00		
		NC	100	M22-K01-B100	1,000.00		
		NC, Late-Break	1	M22-K01D	11.00		
		Base		NO	1	M22-KC10	10.00
				NC	1	M22-KC01	10.00
NO	25			M22-KC10-B25	250.00		
NO	100			M22-KC10-B100	1,000.00		
NC	25			M22-KC01-B25	250.00		
NC	100			M22-KC01-B100	1,000.00		
Front	Spring-Cage			NO	1	M22-CK10	13.00
				NC	1	M22-CK01	13.00
		NC, Late-Break	1	M22-CK01D	11.00		
		2NO	1	M22-CK20	23.00		
		2NC	1	M22-CK02	23.00		
		NO-NC	1	M22-CK11	23.00		
		Base		NO	1	M22-CKC10	13.00
				NC	1	M22-CKC01	13.00


Note

① Discount Symbol: 1CD1.

Light Units

Terminal Type	Mounting Location	LED Color	Light Unit Voltage	Catalog Number	Price U.S. \$ ^①			
M22-LED-W 	Screw	Front	White	12–30 Vac/dc	M22-LED-W	26.00		
			Red		M22-LED-R	26.00		
			Green		M22-LED-G	26.00		
			Blue		M22-LED-B	26.00		
		Base	Front	White	85–264 Vac	M22-LED230-W	26.00	
				Red		M22-LED230-R	26.00	
				Green		M22-LED230-G	26.00	
				Blue		M22-LED230-B	26.00	
			Front	White	207–264 Vac	M22-LED230H-W	26.00	
				Red		M22-LED230H-R	26.00	
				Green		M22-LED230H-G	26.00	
				Blue		M22-LED230H-B	26.00	
	Base		Front	White	12–30 Vac/dc	M22-LEDC-W	26.00	
				Red		M22-LEDC-R	26.00	
				Green		M22-LEDC-G	26.00	
				Blue		M22-LEDC-B	26.00	
		Front	White	85–264 Vac	M22-LEDC230-W	26.00		
			Red		M22-LEDC230-R	26.00		
			Green		M22-LEDC230-G	26.00		
			Blue		M22-LEDC230-B	26.00		
		Front	White	207–264 Vac	M22-LEDC230H-W	26.00		
			Red		M22-LEDC230H-R	26.00		
			Green		M22-LEDC230H-G	26.00		
			Blue		M22-LEDC230H-B	26.00		
	Spring-Cage	Front	White	12–30 Vac/dc	M22-CLED-W	28.00		
					M22-CLED-R	28.00		
					M22-CLED-G	28.00		
					M22-CLED-B	28.00		
			Base	White	85–264 Vac	M22-CLED230-W	28.00	
				Red		M22-CLED230-R	28.00	
				Green		M22-CLED230-G	28.00	
				Blue		M22-CLED230-B	28.00	
			Base	Front	White	12–30 Vac/dc	M22-CLEDC-W	28.00
					Red		M22-CLEDC-R	28.00
					Green		M22-CLEDC-G	28.00
					Blue		M22-CLEDC-B	28.00
Front		White		85–264 Vac	M22-CLEDC230-W	28.00		
		Red			M22-CLEDC230-R	28.00		
		Green			M22-CLEDC230-G	28.00		
		Blue			M22-CLEDC230-B	28.00		



LED Resistor and Test Elements

Terminal Type	Mounting Location	Element Type	Voltage	Catalog Number	Price U.S. \$ ^①	
M22-XLED60 	Screw	Front	Resistor	42–60 Vac/dc	M22-XLED60	23.40
				220 Vdc	M22-XLED220	63.00
		Base	Test	12–240 Vac/dc	M22-XLED-T	23.40
				85–264 Vac	M22-XLED230-T	34.25

Note

① Discount Symbol: **1CD1**.

Legend Plate Holders and Inserts, Pushbuttons and Double Pushbuttons

	Description	Inscription	Catalog Number	Price U.S. \$ ^②
	Legend plate holder, without legend plate insert, for pushbuttons	—	M22S-ST-X	1.40
	Legend plate holder, without legend plate insert, for double pushbuttons	—	M22S-STDD-X	5.00
	Legend plate insert	—	M22-XST	1.40
		—	M22-XST-ETCH ^①	2.40
		STOP	M22-XST-GB0	2.40
		START	M22-XST-GB1	2.40
		OFF	M22-XST-GB5	2.40
		ON	M22-XST-GB6	2.40
		RUN	M22-XST-GB7	2.40
		FAULT	M22-XST-GB8	2.40
		OFF ON	M22-XST-GB10	2.40
		MAN. AUTO	M22-XST-GB11	2.40
		HAND O AUTO	M22-XST-GB12	2.40
		HAND AUTO	M22-XST-D11	2.40
		MAN. O AUTO	M22-XST-D12	2.40
		1	M22-XST-X52	2.40
		2	M22-XST-X53	2.40
	O I	M22-XST-X88	2.40	
	O - I	M22-XST-X89	2.40	
	I O II	M22-XST-X93	2.40	

Notes







- ① When ordering, specify inscription per catalog number suffix from the symbols library (see **Pages 77–84**) into the Order Notes. For example, M22-XD-S-ETCH; Order Notes: Mark with symbol X91, Line item #_.
- ② Discount Symbol: **1CD1**.

Example

To order a legend plate for a pushbutton with non-standard markings (FORWARD):

1. Select legend plate holder—M22S-ST-X.
2. Select legend plate insert—M22-XST-ETCH.
3. Select FORWARD from the symbols library, **Page 77**, identified by GB15 suffix.
4. Indicate on the order form in the order notes—suffix GB15, line item # ____ .

Legend Plates, Complete

	Description	Inscription	Catalog Number	Price U.S. \$ ^②		
 <p>M22S-ST-GB0</p>	For use with Pushbuttons and Indicating Lights	Legend plate holder with insert	STOP	M22S-ST-GB0	3.80	
				START	M22S-ST-GB1	3.80
				OFF	M22S-ST-GB5	3.80
				ON	M22S-ST-GB6	3.80
				RUN	M22S-ST-GB7	3.80
				FAULT	M22S-ST-GB8	3.80
				1	M22S-ST-X52	3.80
				2	M22S-ST-X53	3.80
		Selector Switches	—	OFF ON	M22S-ST-GB10	3.80
				MAN. AUTO	M22S-ST-GB11	3.80
				HAND O AUTO	M22S-ST-GB12	3.80
				HAND AUTO	M22S-ST-D11	3.80
				MAN. O AUTO	M22S-ST-D12	3.80
		O I	M22S-ST-X88	3.80		
		O - I	M22S-ST-X89	3.80		
		I O II	M22S-ST-X93	3.80		
 <p>M22-XZK</p>	Emergency-Stop Operators	Rectangular Yellow Legend Plate	—	M22-XZK	5.25	
				Custom	M22-XZK-ETCH ^①	6.25
				EMERGENCY-STOP	M22-XZK-GB99	6.25
 <p>M22-XYK</p>		Square Yellow Legend Plate	Custom	M22-XYK	5.25	
				Custom	M22-XYK-ETCH ^①	6.25
				EMERGENCY-STOP 4-Language	M22-XYK1	6.25
				EMERGENCY-STOP (top and bottom)	M22-XYK5	6.25
 <p>M22-XBK1</p>		Round Yellow Legend Plate, 90 mm	—	M22-XBK	5.25	
				Custom	M22-XBK-ETCH ^①	6.25
				EMERGENCY-STOP 4-Language	M22-XBK1	6.25
				EMERGENCY-STOP (top and bottom)	M22-XBK5	6.25
 <p>M22-XBK1</p>		Round Yellow Legend Plate, 60 mm	—	M22-XBK	5.25	
				Custom	M22-XBK-ETCH ^①	6.25
				EMERGENCY-STOP 4-Language	M22-XBK1	6.25
				EMERGENCY-STOP (top and bottom)	M22-XBK5	6.25
 <p>M22-XCK1</p>	Four-Way Pushbutton, Joystick and 4-Position Selector Switches	Silver Square Legend Plate	—	M22-XCK	7.75	
				Custom	M22-XCK-ETCH ^①	8.75
				4 Directional Arrows	M22-XCK1	8.75
				0-1-0-2-0-3-0-4	M22-XCK2	8.75
				2 Directional Arrows	M22-XCK3	8.75

Notes


- ① When ordering, specify inscription per catalog number suffix from the symbols library (see **Pages 77–84**) into the Order Notes. For example, M22-XD-S-ETCH; Order Notes: Mark with symbol X91, Line item #_.
- ② Discount Symbol: **1CD1**.

47.4


Pushbuttons and Indicating Lights

M22 Modular Pushbuttons


Surface Mounting Enclosures

Description	Catalog Number	Price U.S. \$ ^③
M22-IY1-PG  Yellow Top, Black Base for Emergency-Stop Operators	M22-IY1-PG	63.50
1 Element Enclosure	M22-I1-PG	59.00
2 Element Enclosure	M22-I2-PG	64.00
3 Element Enclosure	M22-I3-PG	70.00
4 Element Enclosure	M22-I4-PG	78.00
6 Element Enclosure	M22-I6-PG	92.50
M20 Connecting Screw	M22-XI	8.00
M20 Cord Grip	V-M20	8.00





Flush Mounting Plates, Aluminum

Finish	Rating	Catalog Number	Price U.S. \$ ^③
M22-EY1  Yellow Paint for Emergency-Stop Operators	—	M22-EY1	39.00
Gray Anodized	IP65	M22-E1	35.00
2 Holes			
Gray Anodized	IP65	M22-E2	46.00
3 Holes			
Gray Anodized	IP65	M22-E3	51.00
4 Holes			
Gray Anodized	IP65	M22-E4	66.00
5 Holes			
Gray Anodized	IP65	M22-E5	78.00
6 Holes			
Anodized	IP40	M22-E6	94.00





Shrouds, Plastic

Description	Rating	Catalog Number	Price U.S. \$ ^③
M22-H1  1-Element	IP55	M22-H1	12.00
2-Element	IP55	M22-H2	25.00
3-Element	IP55	M22-H3	39.00
4-Element	IP40	M22-H4	53.00
5-Element	IP40	M22-H5	65.00
6-Element	IP40	M22-H6	79.00
Mounting Plate	—	M22-XE5	13.00
Plaster Keys for Flush Mounting	—	M22-UPE	12.00


Selector Switch Accessories

Description	Catalog Number	Price U.S. \$ ^③
M22-XW  Plunger Bridge ^①	M22-XW	4.00
M22-XWS  Key Cover	M22-XWS	10.00
M22-XC-R  Key Withdraw Adapter ^②	M22-XC-R	4.00
M22-XC-Y  Coding Adapter	M22-XC-Y	4.00

Emergency Stop Operator Accessories

Description	Catalog Number	Price U.S. \$ ^③
M22-XGWK  Guard Ring	M22-XGWK	11.25
M22-XGPV  Yellow Guard Ring	M22-XGPV	16.25
M22G-XGPV  Gray Guard Ring	M22G-XGPV	16.25
M22-PL-PV  Sealing Shroud	M22-PL-PV	22.00

Blanking Plugs

Color	Catalog Number	Price U.S. \$ ^③
M22-B  Gray	M22-B	3.70
Black	M22S-B	3.70

Notes

- ① Plunger needed to actuate center-mounted contact blocks. Used for non-illuminated 3-position selector switches only.
- ② Enables a keyed selector switch to be set to user-selected key withdraw position.
- ③ Discount Symbol: **1CD1**.

Mounting Accessories

	Description	Catalog Number	Price U.S. \$ ^①
	Telescopic Clip with Top-Hat Rail	M22-TC	10.85
	Telescopic Clip	M22-TA	19.50
	Telescopic Clip Extension	M22-TCV	3.70
	DIN Rail Mounting Adapter	M22-IVS	7.80
	Mounting Ring	M22-GR	2.25
	Mounting Ring Tool	M22-MS	7.80
	Adapter Ring Set for 30 mm Holes	M22S-R30	3.75

Protective Diaphragm

For Use with ...	Catalog Number	Price U.S. \$ ^①
Flush Pushbuttons and Indicating Lights	M22-T-D	4.45
Double Pushbuttons	M22-T-DD	4.95



Dust Covers

Description	Catalog Number	Price U.S. \$ ^①
Contact Block Dust Cover	M22-XKDP	1.15
Operator Dust Cover, Max 3 Contact Blocks	M22-ADC	19.45
Operator Dust Cover, Max 4 Contact Blocks	M22-ADC4	19.45



Kits

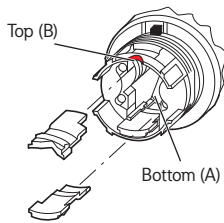
Description	Catalog Number	Price U.S. \$ ^①
Includes one each: M22-XW, M22-XC-R, M22-XC-Y, M22S-B, M22-A, M22-XD-SWRGYB	M22-KT1	20.90

Note

^① Discount Symbol: **1CD1**.

Coding Adapter Guide

Selector Switches



2-Position Selector Switch

Top (B)	Bottom (A)	Catalog Number	Function
		M22(S)-W(L)(K)	Momentary
		M22(S)-WR(L)(K)	Maintained

3-Position Selector Switch

Top (B)	Bottom (A)	Catalog Number	Function Left	Right
		M22(S)-W(L)(K)3	Momentary	Momentary
		M22(S)-WR(L)(K)3	Maintained	Maintained
		M22(S)-WR(L)(K)3-1	Maintained	Momentary
		M22(S)-WR(L)(K)3-2	Momentary	Maintained

2-Position Key-Operated Selector Switch

Top (B)	Bottom (A)	Catalog Number	Center Key Withdraw	Right Function	Key Withdraw
		M22(S)-WS	Yes	Momentary	No
		M22(S)-WRS	Yes	Maintained	Yes
		M22(S)-WRS-A1	Yes	Maintained	No

3-Position Key-Operated Selector Switch

Top (B)	Bottom (A)	Catalog Number	Left Function	Key Withdraw	Center Key Withdraw	Right Function	Key Withdraw
		M22(S)-WS3	Momentary	No	Yes	Momentary	No
		M22(S)-WRS3	Maintained	Yes	Yes	Maintained	Yes
		M22(S)-WRS3-A1	Maintained	No	Yes	Maintained	No
		M22(S)-WRS3-A2	Maintained	Yes	Yes	Maintained	No
		M22(S)-WRS3-A3	Maintained	No	Yes	Maintained	Yes
		M22(S)-WRS3-A4	Maintained	Yes	Yes	Momentary	No
		M22(S)-WRS3-A5	Maintained	No	Yes	Momentary	No
		M22(S)-WRS3-A6	Momentary	No	Yes	Maintained	Yes
		M22(S)-WRS3-A7	Momentary	No	Yes	Maintained	No

Technical Data and Specifications

Pushbuttons, Indicating Lights, Selector Switches and Emergency-Stop Operators

		Momentary Pushbuttons	Maintained Pushbuttons	Indicating Lights, Buzzers and Potentiometers	Emergency-Stop Operators	Selector Switches	Key-Operated Operators	Double Pushbuttons
General								
Standards		IEC/EN 60947 VDE 0660	IEC/EN 60947 VDE 0660	IEC/EN 60947 VDE 0660	IEC/EN 60947 VDE 0660	IEC/EN 60947 VDE 0660	IEC/EN 60947 VDE 0660	IEC/EN 60947 VDE 0660
Lifespan, mechanical	Operations	x 10 ⁶	>5	>1	—	>0.1	>0.1	>0.2
Operating frequency	Operations/h		≥3600	≥1800	—	≥600	≥2000	≥3600
Actuating force	n		≥5	≥5	—	≥50	—	≥5
Operating torque (screw terminals)	Nm		—	—	—	≥0.3	≥0.5	—
Protection Type								
IP		IP67, IP69K	IP67, IP69K	Indicating lights: IP67, 69K Buzzers: IP40 Potentiometers: IP66	IP67, IP69K	IP66	IP66	IP66
UL Type		4X, 13	4X, 13	Indicating lights: 4X/13 Buzzers: 12 Potentiometers: 4X/13	4X, 13	4X, 13	4X, 13	4X, 13
Climatic proofing		Damp heat, constant, according to IEC 60068-2-78 Damp heat, cyclical to IEC 60068-2-30						
Ambient Temperature, Operating		°F (°C)	–13–158 (–25–70)	–13–158 (–25–70)	–13–158 (–25–70)	–13–158 (–25–70)	–13–158 (–25–70)	–13–158 (–25–70)
Mounting position			As required	As required	As required	As required	As required	As required
Mechanical shock resistance to IEC 60068-2-27 Shock duration 11 ms, half-sinusoidal		g	>30	>30	>30	>50	>30	>30
Terminal Capacities								
Solid		AWG	—	—	20-16	—	—	—
		mm ²	—	—	0.5–1.5	—	—	—
Stranded		AWG	—	—	20-16	—	—	—
		mm ²	—	—	0.5–1.5	—	—	—
Contacts								
Rated impulse withstand voltage	U _{imp}	Vac	—	—	4000	—	—	—
Rated insulation voltage	U _i	V	—	—	2500	—	—	—
Overvoltage category/ pollution degree			—	—	III/3	—	—	—

Contact Blocks and Light Units

			Contact Blocks	LED Light Units
General				
Standards			IEC/EN 60947 VDE 0660	IEC/EN 60947 VDE 0660
Lifespan, mechanical	Operations	x 10 ⁶	>5	—
Operating frequency	Operations/h		≥3600	—
Actuating force	n		≥5	—
Operating torque (screw terminals)	Nm		≥0.8	—
Protection Type				
IP			IP20	IP20
UL Type			—	—
Climatic proofing			Damp heat, constant, according to IEC 60068-2-78 Damp heat, cyclical to IEC 60068-2-30	
Ambient Temperature, Operating	°F (°C)		–13–158 (–25–70)	–13–158 (–25–70)
Mounting position			As required	As required
Mechanical shock resistance to IEC 60068-2-27 Shock duration 11 ms, half-sinusoidal	g		>30	>30
Terminal Capacities				
Solid	AWG		18–14	18–14
	mm ²		0.75–2.5	0.75–2.5
Stranded	AWG		20–14	20–14
	mm ²		0.5–2.5	0.5–2.5
Contacts				
Rated impulse withstand voltage	U _{imp}	Vac	6000	6000
Rated insulation voltage	U _i	V	500	500
Overvoltage category/ pollution degree			III/3	III/3
Control Circuit Reliability				
at 24 Vdc/5 mA	H _F	Fault probability	< 10 ⁻⁷ , < 1 fault in 10 ⁷ operations	—
at 5 Vdc/1 mA	H _F	Fault probability	< 5 x 10 ⁻⁶ , < 1 fault in 5 x 10 ⁶ operations	—
Max. Short-Circuit Protective Device				
Fuse	gG/gL	A	10	—
Switching capacity			—	—
Rated Operational Current				
AC-15				
115 V	I _e	A	4	—
230 V	I _e	A	4	—
400 V	I _e	A	2	—
500 V	I _e	A	2	—
DC-13				
24 V	I _e	A	3	—
42 V	I _e	A	1.7	—
60 V	I _e	A	1.2	—
110 V	I _e	A	0.8	—
220 V	I _e	A	0.3	—
Lifespan, Electrical				
AC-15				
230 V/0.5 A	Operations	x 10 ⁶	1.6	—
230 V/1.0 A	Operations	x 10 ⁶	1	—
230 V/3.0 A	Operations	x 10 ⁶	0.7	—
DV-13				
12 V/2.8 A	Operations	x 10 ⁶	1.2	—

Contact Element Note: >200 Vac/60 Hz: –25/+55 °C

Palm Switches

			Momentary	Maintained	FAK-R-V-KC11-I
General					
Standards			IEC/EN 60947 VDE 0660	IEC/EN 60947 VDE 0660	IEC/EN 60947 VDE 0660
Lifespan, mechanical	Operations	x 10 ⁶	>1	>0.1	>0.1
Operating frequency	Operations/h		≥3600	≥600	≥600
Actuating force		n	20–40	40–60	15–25
Operating torque		Nm	—	—	—
Degree of protection, IEC/EN 60529	IP		IP67, IP69K	IP67, IP69K	IP65
	UL Type		4X, 13	4X, 13	4X, 13
Climatic proofing			Damp heat, constant, to IEC 60068-2-78 Damp heat, cyclic, to IEC 60068-2-30		
Ambient Temperature, Operating		°F (°C)	–73–104 (–25–40)	–73–104 (–25–40)	–73–104 (–25–40)
Mounting position			As required		
Mechanical shock resistance to IEC 60068-2-27		g	>15	>15	>15
Shock duration 11 ms, half-sinusoidal					

ASi Adapter Modules

			M22-ASI	M22-ASI-C
General				
Standards			IEC/EN 60947, DIN EN 50295	IEC/EN 60947, DIN EN 50295
Radio interference suppression			EN 55011, EN 55022	EN 55011, EN 55022
Limit value class			—	—
Protection type			IP20	IP00
Climatic proofing			Damp heat, constant, to IEC 60068-2-78, cyclical, to IEC 60068-2-30	
Ambient Temperature, Operating		°F (°C)	–13–131 (–25–55)	–13–131 (–25–55)
Shock resistance Shock duration 11 ms		g	>30	>30
Vibration to IEC 60068-2-27 (amplitude 1 mm)		Hz	—	—
Dimensions		mm	—	—
Weight		kg	—	—
Mounting			Front mounting	Front mounting
Mounting position			As required	As required
Power supply				
Rated voltage to AS-Interface Specification		Vdc	26.5–31.6	26.5–31.6
Connection technique			Yellow plug-in terminal as insulation piercing terminal	2 cables on board
Power supply			Completely from the AS-Interface cable	
Addressing			Via connection to AS-Interface cable	
Total power consumption of the AS-Interface		mA	≥40	≥40
AS-Interface			—	—
Rated operational current at full load		mA	—	—
Rated operational current when idle (no I, O set)		mA	—	—
Status LEDs			POWER AS-Interface cable: green LED on the rear side of the element ERROR AS-Interface, AS-Interface Master failure: red LED on the rear side of the element	POWER AS-Interface cable: green LED on the board ERROR AS-Interface, AS-Interface Master failure: red LED on the board

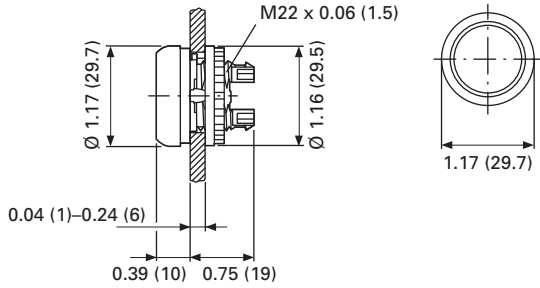
ASi-S Adapter Modules

		M22-ASI-S	M22-ASI-CS
Inputs			
Inputs, protected against short-circuit	Number	2 (normally 22 V/5 mA)	2 (normally 22 V/5 mA)
Voltage range	Vdc	—	—
Rated current per input	mA	—	—
High signal level	V	—	—
Low signal	mA	—	—
Length of connecting cables	cm	—	—
Outputs			
Outputs, protected against short-circuit	Number	1 (normally 19 V/8 mA)	1 (normally 19 V/8 mA)
Voltage range	Vdc	—	—
Max. Current Carrying Capacity			
All outputs		—	—
S 3 external outputs		—	—
Length of connecting cables	cm	—	—
Profile		S-3.A.E	S-3.A.E
Specification		2.1	2.1
Addresses	Number	62	62
Emergency-Stop Circuits			
Connection of the AS-Interface line		Yellow plug terminal with insulation piercing	2 cables on the circuit board
Power supply		Complete from AS-Interface, cable 26.5–31.6 Vdc	Complete from AS-Interface, cable 26.5–31.6 Vdc
Fixing		Front mounted	Base mounted
Addressing		Via AS-Interface cable	Via AS-Interface cable
Max. total current	A	45 mA	45 mA
Ambient Temperature, Operating	°F (°C)	–13–131 (–25–55)	–13–131 (–25–55)
Shock resistance		30 g/11 ms as per IEC 60068-2-27	30 g/11 ms as per IEC 60068-2-27
Protection type		IP20	IP00
Climatic proofing		Damp heat, constant, to IEC 60068-2-78, cyclical, to IEC 60068-2-30	Damp heat, constant, to IEC 60068-2-78, cyclical, to IEC 60068-2-30
Mounting position		As required	As required
Standards		EN 50178 EN 50 295	EN 50178 EN 50 295
Inputs		2-channel input (22 V/5 mA) (moduled by code sequence) (2 break contact sets M22-K01)	2-channel input (22 V/5 mA) (moduled by code sequence) (2 break contact sets M22-K01)
Outputs		1 output, typically 19 V/8 mA, short-circuit proof	1 output, typically 19 V/8 mA, short-circuit proof
Status Displays			
Power, AS-Interface cable		Green LED on the back	Green LED on the back
AS-Interface error, AS-Interface master failure		Red LED on the back	Red LED on the back
Profile		S-7.B.E	S-7.B.E

Dimensions

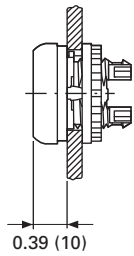
Approximate dimensions in Inches (mm).

Operators and Indicating Lights

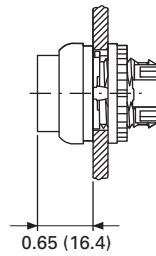


Pushbuttons

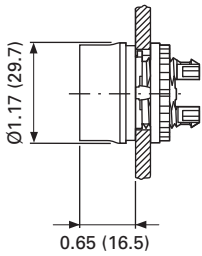
M22...-D...



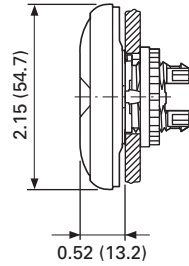
M22...-DH...



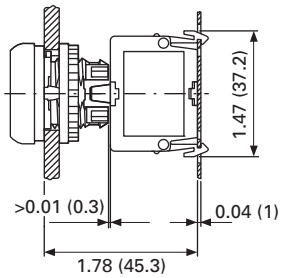
M22-DG(L)...



M22...-DD...

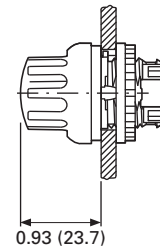


M22-D, Base Mounted

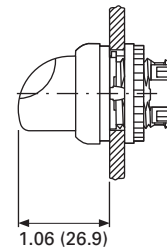


Selector Switches Operators

M22...-W...

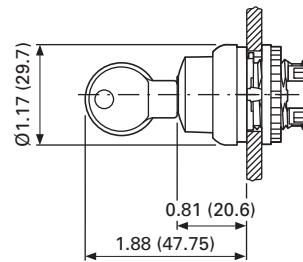


M22...-WL...



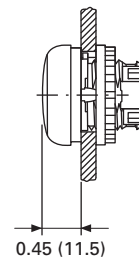
Key-Operated Selector Switches

M22...-W(R)S...



Indicating Light

M22-L...

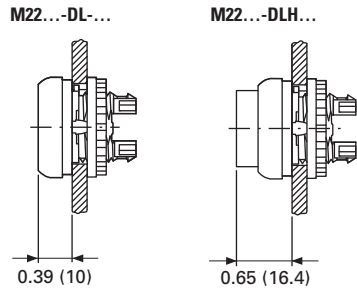


47.4 Pushbuttons and Indicating Lights

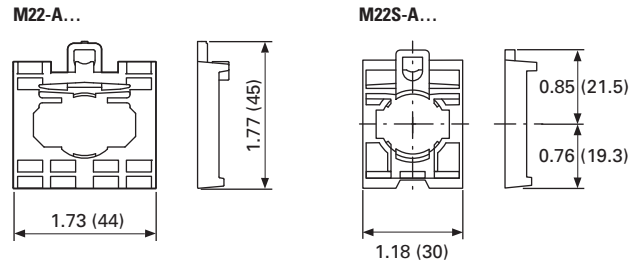
M22 Modular Pushbuttons

Approximate dimensions in Inches (mm).

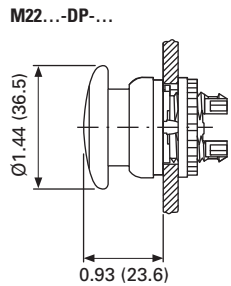
Illuminated Pushbuttons



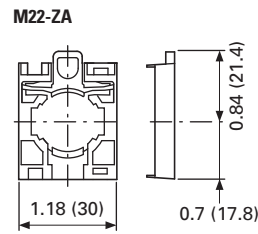
Contact Block Mounting Adapter



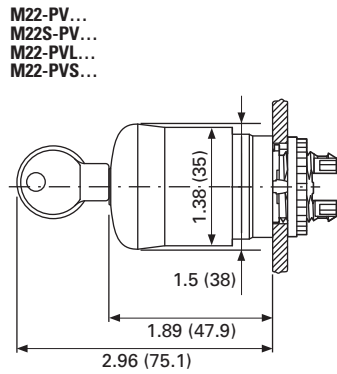
Mushroom Head Pushbutton



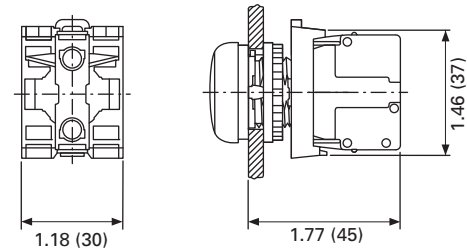
Front Mounted Centering Adapter



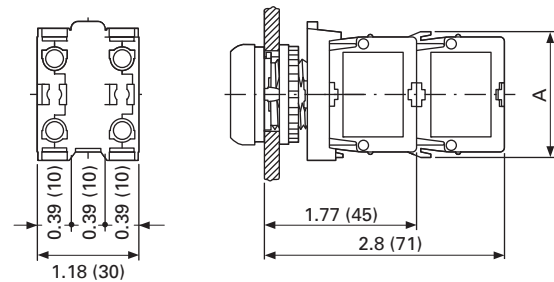
Emergency-Stop Operators



Front Mounted Indicating Light

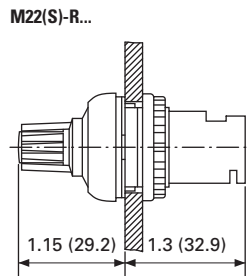


Pushbutton, Complete Devices



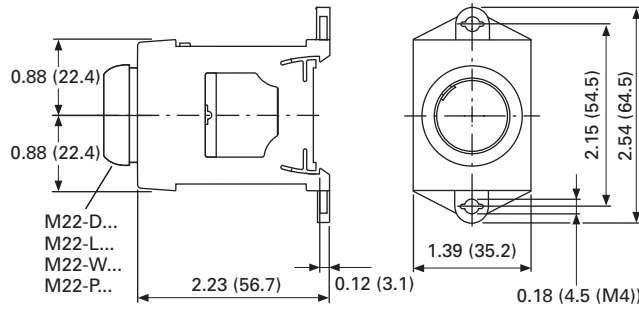
	1 x M22-K...	2 x M22-K...	1 x M22-CK...	2 x M22-CK...
A	1.46 (37.2)	1.46 (37.2)	1.54 (39.0)	1.54 (39.0)

Potentiometer

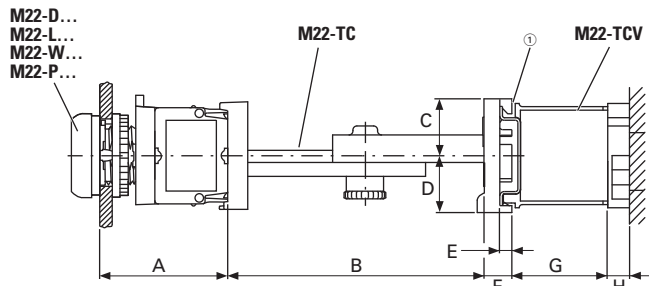


Approximate dimensions in Inches (mm).

DIN-Rail Mounting Adapter



Pushbuttons and Indicating Lights with M22-TC Telescopic Clip and M22-TVC Extension

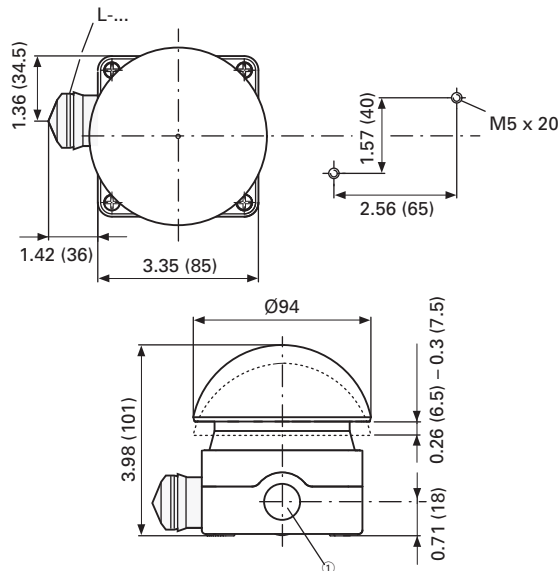


A	B	C	D	E	F	G	H
1.77 (45)	2.36-3.94 (60-100)	0.79 (20)	0.79 (20)	0.18 (4.5)	0.39 (10)	154 (39)	0.39 (10)

① Top-hat rail to IEC/EN 60715.

Palm Switches

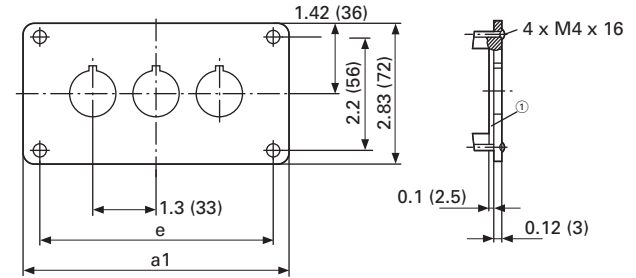
FAK...



① 3 x M20 lateral, 1 x M16 in bottom.

Front Mounted Mounting Plate

M22-E...

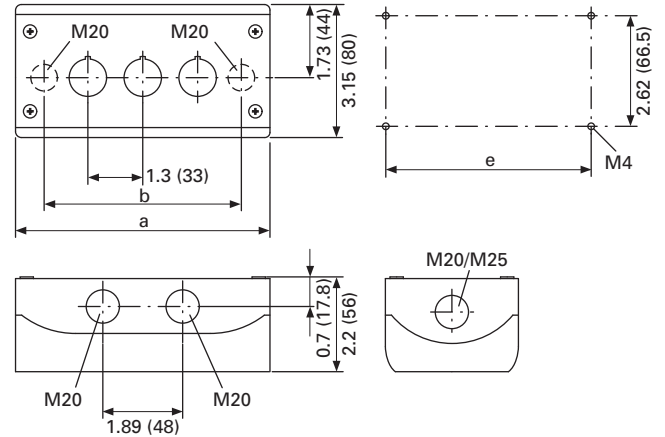


Catalog Number	a1	e
M22-E(Y) ①	2.83 (72)	2.21 (56)
M22-E2	4.13 (105)	3.50 (89)
M22-E3	5.43 (138)	4.80 (122)

Catalog Number	a1	e
M22-E4	6.73 (171)	6.10 (155)
M22-E5	8.03 (204)	7.40 (188)
M22-E6	9.33 (237)	8.70 (221)

Base Mounted Surface Mounting Enclosure

M22-I...



Catalog Number	Mounting Locations	a	b	e	Cable Entries	
M22-I(Y)1	1	2.83 (72.0)	1.68 (42.6)	2.30 (58.5)	2 x M16	3 x M20 2 x M25
M22-I2	2	4.72 (120.0)	3.37 (85.6)	4.19 (106.5)	2 x M20	3 x M20 2 x M25
M22-I3	3	6.02 (153.0)	4.67 (118.6)	5.49 (139.5)	2 x M20	2 x M25 4 x M20
M22-I4	4	6.10 (135.0)	5.97 (151.6)	6.79 (172.5)	2 x M20	2 x M25 4 x M20
M22-I6	6	9.92 (252.0)	8.57 (217.6)	9.39 (238.5)	2 x M20	2 x M25 4 x M20

47.4

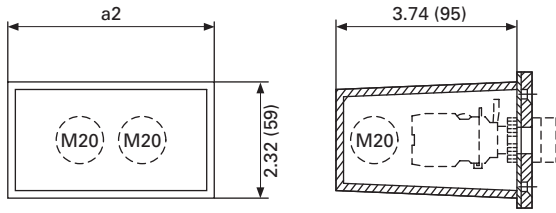
Pushbuttons and Indicating Lights

M22 Modular Pushbuttons

Approximate dimensions in Inches (mm).

Covers

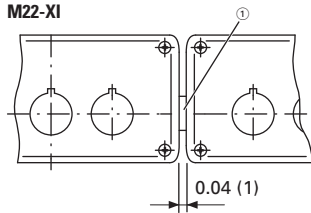
M22-H...



Catalog Number	a2	Cable Entry	Style
M22-H1	1.65 (42)	3 x M20	One-piece
M22-H2	2.95 (75)	4 x M20	
M22-H3	4.25 (108)	4 x M20	
M22-H4	5.55 (141)	4 x M20	Split
M22-H5	6.85 (174)	5 x M20	
M22-HE6	8.15 (207)	6 x M20	

Connecting Screw

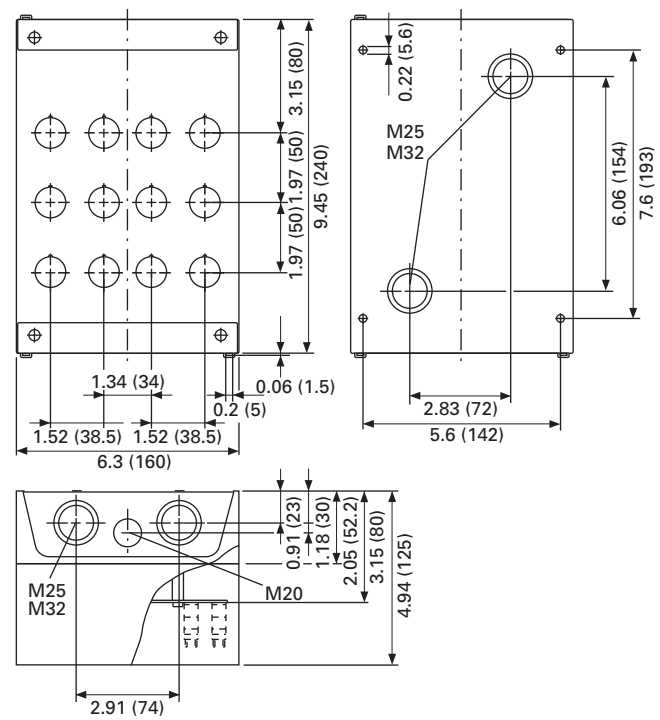
M22-XI



① Gasket.

Surface Mounting Enclosure for 12 Mounting Positions

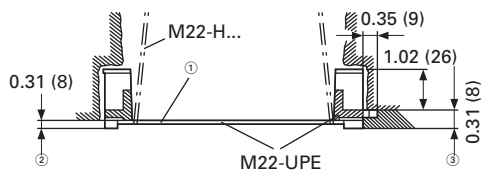
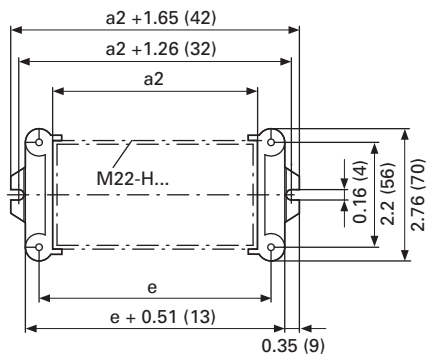
M22-I12



47

Shroud with Plaster Keys

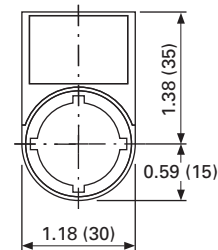
M22-UPE



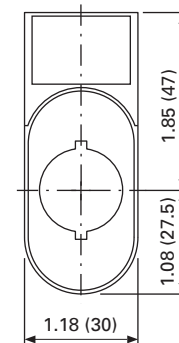
- ① Box for closing off when plastering.
- ② Plaster thickness less than 8 mm.
- ③ Plaster thickness more than 8 mm

Legend Plates

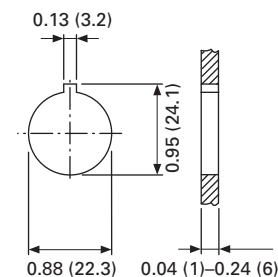
M22S-ST...



M22S-STDD-X

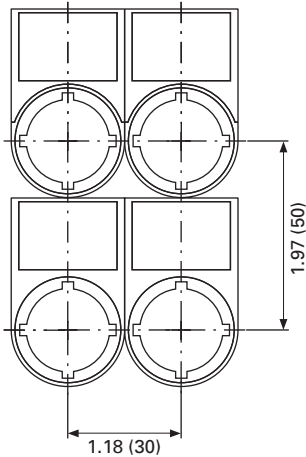


Mounting Hole with Lug Slot

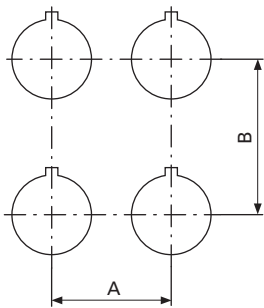


Approximate dimensions in Inches (mm).

Grid Dimension to IEC/EN 60947

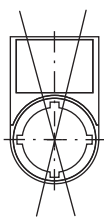


Grid Dimension for Various Combinations



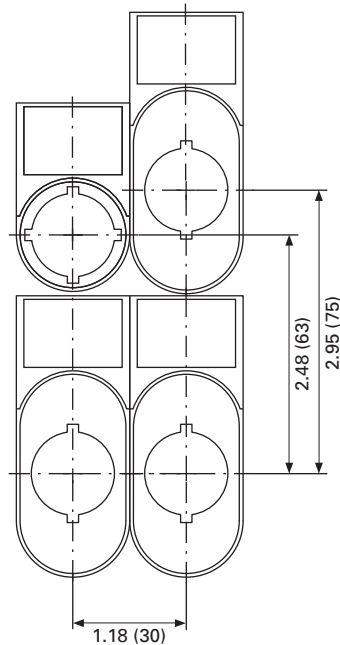
Pushbutton Diaphragm

Pushbutton diaphragm cannot be combined with label mount.

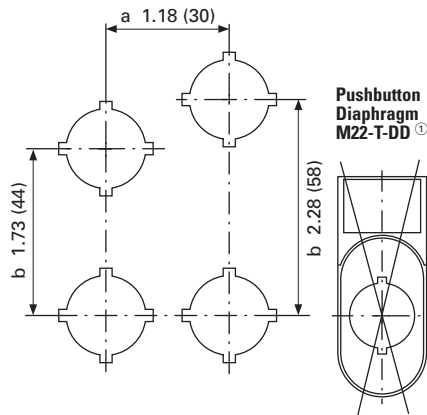


Catalog Number	A ≥	B ≥
M22(S)-... (IEC/EN 60947)	1.18 (30.0)	1.97 (50.0)
RMQ-Titan min.	1.18 (30.0)	1.58 (40.0)
M22-D... + M22-T-D	1.30 (33.0)	1.58 (40.0)
M22-D(R)P...	1.50 (38.0)	1.58 (40.0)
M22-PV...	1.50 (38.0)	1.58 (40.0)
M22-PV(L) + M22-PL-PV	1.89 (48.0)	2.20 (56.0)
M22-PV(L)(S...) + M22-D...	1.30 (33.0)	1.58 (40.0)
M22-DDL...	1.18 (30.0)	2.17 (55.0)
M22-DDL... + M22-T-DD	1.30 (33.0)	2.28 (58.0)
M22-ST...	1.18 (30.0)	1.97 (50.0)
M22-STDD...	1.18 (30.0)	2.95 (75.0)
M22-CK...	1.18 (30.0)	1.77 (45.0)
M22-CLED...	1.18 (30.0)	1.77 (45.0)
M22-XAK...	3.54 (90.0)	3.54 (90.0)
M22-XZK...	1.30 (33.0)	2.04 (52.0)
M22-XBK...	2.36 (60.0)	2.36 (60.0)
M22-XYK...	1.97 (50.0)	1.97 (50.0)
M22-D4	2.17 (55.0)	2.17 (55.0)
M22-WR...4	1.97 (50.0)	1.97 (50.0)
M22-W...J4	1.97 (50.0)	1.97 (50.0)

Grid Dimension for M22-DD...



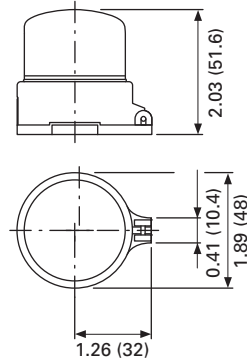
Grid Dimension for M22-DDL...



① Pushbutton diaphragm cannot be combined with label mount.

Emergency Stop Sealing Cover

M22-PL-PV



47.4

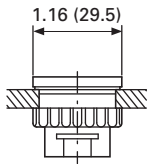
Pushbuttons and Indicating Lights

M22 Modular Pushbuttons

Approximate dimensions in Inches (mm).

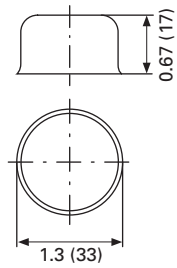
Blanking Plugs

M22...B-...

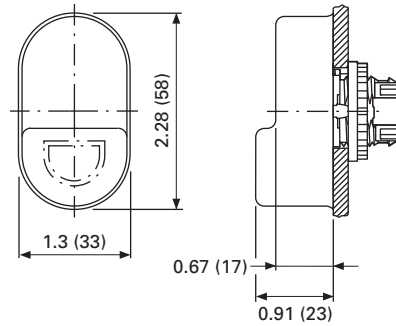


Pushbutton Diaphragm

M22-T-D

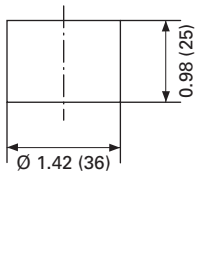


M22-T-D

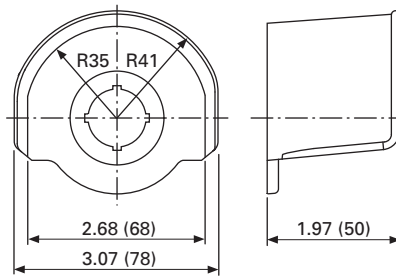


Guard Ring

M22-XGWK

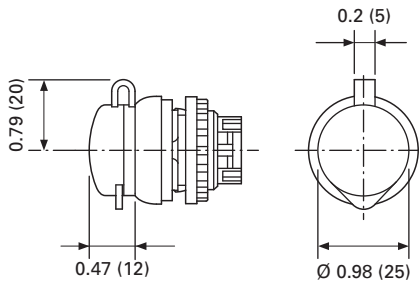


M22-XGPV



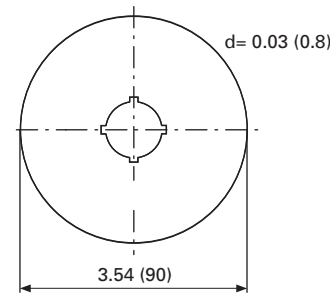
Key Cover

M22-XWS

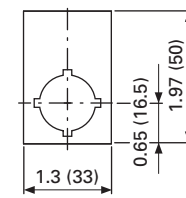


Emergency Stop Legend Plate

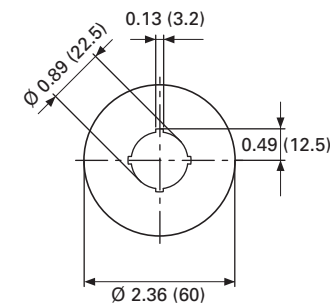
M22-XAK...



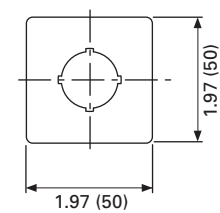
M22-X(Y)ZK...



M22-XBK...

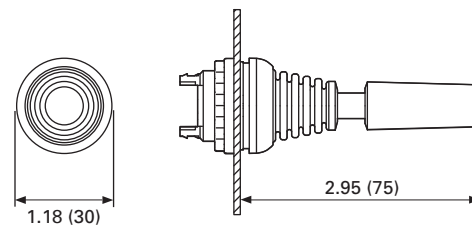


M22-XYK...



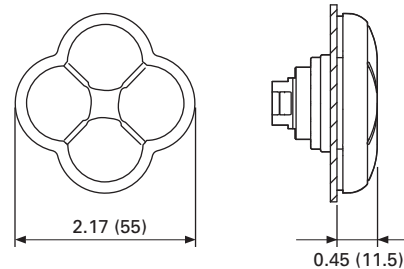
Joystick

M22...W...J...



Four-Way Pushbutton

M22...D...4...



Symbols Library

Instructions for Ordering Laser Inscriptions

1. Identify part number to be inscribed.
2. Pick symbol from library and identify suffix code associated with the symbol.
3. Order part number already listed in the catalog with -ETCH suffix.
4. When placing an order by fax or Vistaline on the Web, reference order item number and indicate appropriate suffix code.

Example

To order a green flush button plate with the inscription AUTO HAND:

Order Catalog Number: M22-XD-G-ETCH (see **Page 7**).

AUTO HAND inscription is found on **Page 81** in the symbols library, suffix code is X91.

In the order notes, reference item number and suffix X91.

47.4

Pushbuttons and Indicating Lights

M22 Modular Pushbuttons

Letter Height Specifications: ≤ 5 characters; letter height = 0.197 in. (5 mm). > 5 characters; letter height = 0.118 in. (3 mm).

Text—English

Inscription	Catalog Number Suffix
STOP	GB0
START	GB1
CLOSE	GB2
UP	GB3
DOWN	GB4
OFF	GB5
ON	GB6
RUN	GB7
FAULT	GB8
TEST	GB9
OFF ON	GB10
MAN. AUTO	GB11
MAN. 0 AUTO	GB12
RESET	GB14
FORWARD	GB15
REVERSE	GB16
RAISE	GB17

Text—German

Inscription	Catalog Number Suffix
LOWER	GB18
LEFT	GB19
RIGHT	GB20
BRAKE	GB21
HIGH	GB22
LOW	GB23
FAST	GB24
SLOW	GB25
FASTER	GB26
SLOWER	GB27
OPEN	GB32
PROG	GB62
CALL	GB63
OCCUPIED	GB64
BYPASS 0 1	GB65
BYPASS UP	GB66
EMERGENCY-STOP	GB99

Inscription	Catalog Number Suffix
Halt	D0
Start	D1
Zu	D2
Auf	D3
Ab	D4
Aus	D5
En	D6
Betrieb	D7
Störung	D8
Prüfung	D9
Aus Ein	D10
HAND AUTO	D11
HAND 0 AUTO	D12
Antrieb	D13
Entsperren	D14
Vorwärts	D15
Rückwärts	D16
Heben	D17
Senken	D18
Links	D19
Rechts	D20
Bremsen	D21
Hoch	D22
Niedrig	D23
Schnell	D24

Inscription	Catalog Number Suffix
Langsam	D25
HAND	D28
AUTO	D29
Einrichten	D30
Tippen	D31
Öffnen	D32
Steuerspannung	D33
Start Automatik	D34
Lampentest	D35
Phasenkontrolle	D36
Alarm	D37
Alarm - Reset	D38
Sammelstörung	D39
Quittieren	D40
Quittierung	D41
Steuerung Ein	D42
Steuerung Aus	D43
Störung quittieren	D44
FÜHLER int. ext.	D72
HEIZUNG 1 2	D73
AUS- BLASEN	D74
SOLLWERT int. ext.	D75
Not-Aus	D99
Not - Aus quittieren	D100

47

Text Size: 3 mm—Max. 8 characters in 1st line; 10 characters in 2nd line; 8 characters in 3rd line.



Text Size: 5 mm—Max. 5 characters per line.



Letter Height Specifications: ≤ 5 characters; letter height = 0.197 in. (5 mm). > 5 characters; letter height = 0.118 in. (3 mm).

Text—French

Inscription	Catalog Number Suffix
ARRÊT	F0
MARCHE	F1
FERMÉ	F2
MONTÉE	F3
DESCENTE	F4
ARRÊT	F5
MARCHE	F6
EN SERVICE	F7
PANNE	F8
ESSAI	F9
ARRÊT MARCHE	F10
MAN. AUTO	F11
MAN. 0 AUTO	F12
REARM.	F14
AVANT	F15
ARRIÈRE	F16
MONTER	F17
DESCENDRE	F18
GAUCHE	F19
DROITE	F20
DEFAULT	F67
SOUS TENSION	F68
ARRÊT D'URGENCE	F99

Text—Swedish

Inscription	Catalog Number Suffix
STOPP	S0
START	S1
STÄNG	S2
UPP	S3
NED	S4
FRÅN	S5
TILL	S6
KÖR	S7
FEL	S8
PROV	S9
FRAN TILL	S10
MAN. AUTO	S11
MAN. 0 AUTO	S12
ÅTERSTÄLLNING	S14
FRAM	S15
BACK	S16
ÖKA	S17
MINSKA	S18
VÄNSTER	S19
HÖGER	S20
BROMS	S21
HÖG	S22
LÅG	S23
ÖPPNA	S32
IN	S45
UT	S46
NÖDSTOPP	S99

Symbols

Inscription	Catalog Number Suffix	Inscription	Catalog Number Suffix
	X0		X13
	X1		X14
	X2		X15
	X3		X16
	X4		X17
	X5		X18
	X6		X19
	X7		X20
	X8		X21
	X9		X22
	X10		X23
	X11		X24
	X12		X25

Text Size: 3 mm—Max. 8 characters in 1st line; 10 characters in 2nd line; 8 characters in 3rd line.



Text Size: 5 mm—Max. 5 characters per line.



47.4

Pushbuttons and Indicating Lights

M22 Modular Pushbuttons

47

Inscription	Catalog Number Suffix	Inscription	Catalog Number Suffix	Inscription	Catalog Number Suffix	Inscription	Catalog Number Suffix
	X26		X40	3	X54		X68
	X27		X41	4	X55		X69
	X28		X42	5	X56		X70
	X29		X43	6	X57		X71
	X30		X44	7	X58		X72
	X31		X45	8	X59		X73
	X32		X46	9	X60		X74
	X33		X47		X61		X75
	X34		X48		X62		X76
	X35		X49		X63		X77
	X36		X50		X64		X78
	X37	0	X51		X65		X79
	X38	1	X52		X66		X80
	X39	2	X53		X67		X81

Text Size: 3 mm—Max. 8 characters in 1st line; 10 characters in 2nd line; 8 characters in 3rd line.



Text Size: 5 mm—Max. 5 characters per line.



Inscription	Catalog Number Suffix	Inscription	Catalog Number Suffix	Inscription	Catalog Number Suffix	Inscription	Catalog Number Suffix
	X82		X104		X118		X132
	X83		X105		X119		X133
	X88		X106		X120		X134
	X89		X107		X121		X135
	X90		X108		X122		X136
AUTO HAND	X91		X109		X123		X137
	X92		X110		X124		X138
	X93		X111		X125		X139
Auto 0 Man.	X94		X112		X126		X140
	X95		X113		X127		X141
	X100		X114		X128		X142
	X101		X115		X129		X143
	X102		X116		X130		X144
	X103		X117		X131		X145

Text Size: 3 mm—Max. 8 characters in 1st line; 10 characters in 2nd line; 8 characters in 3rd line.






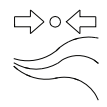



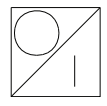
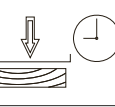

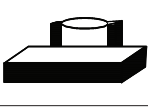
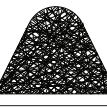
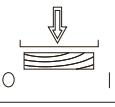

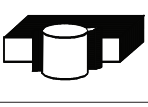
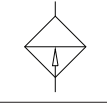


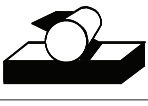
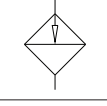
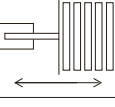

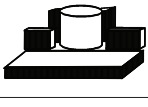
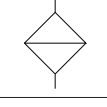
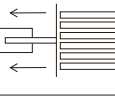

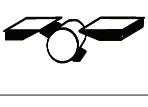
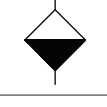
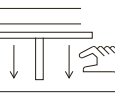

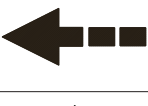



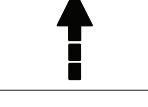
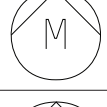


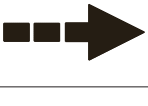
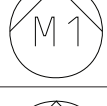
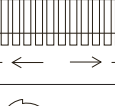
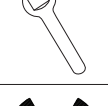
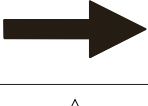
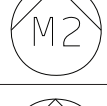
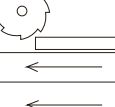

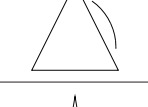

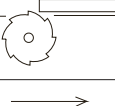
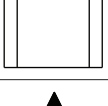
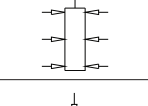

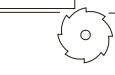

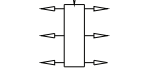

Text Size: 5 mm—Max. 5 characters per line.



47.4

Pushbuttons and Indicating Lights

M22 Modular Pushbuttons

Inscription	Catalog Number Suffix	Inscription	Catalog Number Suffix	Inscription	Catalog Number Suffix	Inscription	Catalog Number Suffix
	X146		X160		X174		X188
	X147		X161		X175		X189
	X148		X162		X176		X190
	X149		X163		X177		X191
	X150		X164		X178		X192
	X151		X165		X179		X193
	X152		X166		X180		X194
	X153		X167		X181		X195
	X154		X168		X182		X196
	X155		X169		X183		X197
	X156		X170		X184		X198
	X157		X171		X185		X199
	X158		X172		X186		X200
	X159		X173		X187		X201






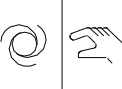

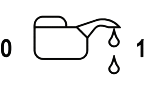
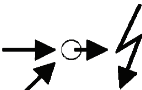










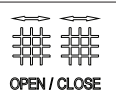
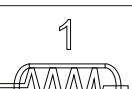

















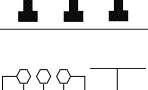







47

Text Size: 3 mm—Max. 8 characters in 1st line; 10 characters in 2nd line; 8 characters in 3rd line.



Text Size: 5 mm—Max. 5 characters per line.



Inscription	Catalog Number Suffix	Inscription	Catalog Number Suffix	Inscription	Catalog Number Suffix	Inscription	Catalog Number Suffix
	X202		X216		X230		X244
	X203		X217		X231		X245
L 1	X204		X218		X232		X246
L 2	X205		X219		X233		X247
L 3	X206		X220		X234		X248
↑ A	X207		X221		X235		X249
↓ A	X208		X222		X236		X250
↓ B	X209		X223		X237		X251
↑ B	X210		X224		X238		X252
I	X211		X225		X239		X253
II	X212		X226		X240		X254
III	X213		X227		X241		X255
	X214		X228		X242		X256
	X215		X229		X243		X257

Text Size: 3 mm—Max. 8 characters in 1st line; 10 characters in 2nd line; 8 characters in 3rd line.







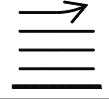




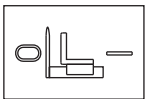













Text Size: 5 mm—Max. 5 characters per line.



47.4

Pushbuttons and Indicating Lights

M22 Modular Pushbuttons

Inscription	Catalog Number Suffix	Inscription	Catalog Number Suffix	Inscription	Catalog Number Suffix	Inscription	Catalog Number Suffix
	X258		X265	CHEM II	X272		X279
	X259		X266	CHEM III	X273		X280
	X260		X267		X274	OUT OF SERVICE	X281
	X261		X268		X275		X282
	X262		X269	CONTI → CUT	X276		X283
	X263		X270		X277		X284
	X264	CHEM I	X271		X278		X285

Text Size: 3 mm—Max. 8 characters in 1st line; 10 characters in 2nd line; 8 characters in 3rd line.



Text Size: 5 mm—Max. 5 characters per line.



Catalog Number Index

FAK-IU	57	M22-C1-M8H	58	M22-DGL-X	17, 21	M22-DL-W-K10-230W	15
FAK-R	57	M22-C1-M9H	58	M22-DGL-Y	16	M22-DL-W-K11-W	15
FAK-R-KC11-I	57	M22-C2-M1H	58	M22-DG-B	6	M22-DL-W-K11-230W	15
FAK-R-V-KC01-IY	57	M22-C2-M2V	58	M22-DG-G	6	M22-DL-W-K20-W	15
FAK-R-V-KC02-IY	57	M22-C2-M3V	58	M22-DG-R	6	M22-DL-W-K20-230W	15
FAK-R-V-KC11-IY	57	M22-C3-M1H	58	M22-DG-S	6	M22-DL-X	17, 21
FAK-R-V-KC12-IY	57	M22-C3-M2V	58	M22-DG-W	6	M22-DL-Y	16
FAK-R-V-Y	57	M22-C3-M3H	58	M22-DG-X	7, 11	M22-DP-G	44
FAK-S	57	M22-C3-M4V	58	M22-DG-X-SRSG	6	M22-DP-G-X	45
FAK-S-KC11-I	57	M22-C3-M5V	58	M22-DG-X-SWRGYB	6	M22-DP-R	44
FAK-Y	57	M22-C3-M6V	58	M22-DG-Y	6	M22-DP-R-K01	44
FAK-Y-KC11-I	57	M22-DDLF-GR	50	M22-DH-B	10	M22-DP-R-K02	44
M22-A	60	M22-DDLF-GR-ETCH	50	M22-DH-G	10	M22-DP-R-K11	44
M22-ADC	65	M22-DDLF-GR-X1-X0	50	M22-DH-R	10	M22-DP-R-K12	44
M22-ADC4	65	M22-DDLF-WS	50	M22-DH-R-GB0	10	M22-DP-R-X	45
M22-AMC	55	M22-DDLF-WS-ETCH	50	M22-DH-R-K01	10	M22-DP-S	44
M22-AMC-XAM	55	M22-DDLF-WS-X1-X0	50	M22-DH-R-K02	10	M22-DP-S-X	45
M22-AMC-XAMP	55	M22-DDLM-GR	50	M22-DH-R-K10	10	M22-DP-Y	44
M22-ASI	56	M22-DDLM-GR-ETCH	50	M22-DH-R-K11	10	M22-DP-Y-X	45
M22-ASI-C	56	M22-DDLM-GR-X1-X0	50	M22-DH-R-K20	10	M22-DRH-B	12
M22-ASI-CS	56	M22-DDLM-WS	50	M22-DH-R-X0	10	M22-DRH-G	12
M22-ASI-S	56	M22-DDLM-WS-ETCH	50	M22-DH-S	10	M22-DRH-R	12
M22-A4	60	M22-DDLM-WS-X1-X0	50	M22-DH-W	10	M22-DRH-S	12
M22-B	64	M22-DDL-GR	49	M22-DH-X-SRSG	10	M22-DRH-W	12
M22-CKC01	60	M22-DDL-GR-ETCH	49	M22-DH-X-SWRGYB	10	M22-DRH-X-SRSG	12
M22-CKC10	60	M22-DDL-GR-GB1-GB0	49	M22-DH-Y	10	M22-DRH-X-SWRGYB	12
M22-CK01	60	M22-DDL-GR-X1-X0	49	M22-DI4-S	53	M22-DRH-Y	12
M22-CK01D	60	M22-DDL-S	49	M22-DI4-S-ETCH	53	M22-DRLH-B	22
M22-CK02	60	M22-DDL-S-ETCH	49	M22-DI4-S-X7	53	M22-DRLH-G	22
M22-CK10	60	M22-DDL-S-X4-X5	49	M22-DLH-B	20	M22-DRLH-R	22
M22-CK11	60	M22-DDL-S-X7-X7	49	M22-DLH-G	20	M22-DRLH-W	22
M22-CK20	60	M22-DDL-WS	49	M22-DLH-G-K20-G	20	M22-DRLH-Y	22
M22-CLEDC230-B	61	M22-DDL-WS-ETCH	49	M22-DLH-G-K20-230G	20	M22-DRL-B	18
M22-CLEDC230-G	61	M22-DDL-WS-GB1-GB0	49	M22-DLH-R	20	M22-DRL-G	18
M22-CLEDC230-R	61	M22-DDL-WS-X1-X0	49	M22-DLH-R-K11-R	20	M22-DRL-R	18
M22-CLEDC230-W	61	M22-DGH-B	10	M22-DLH-R-K11-230R	20	M22-DRL-W	18
M22-CLEDC-B	61	M22-DGH-G	10	M22-DLH-W	20	M22-DRL-W-K01-W	18
M22-CLEDC-G	61	M22-DGH-R	10	M22-DLH-W-K20-W	20	M22-DRL-W-K01-230W	18
M22-CLEDC-R	61	M22-DGH-R-GB0	10	M22-DLH-W-K20-230W	20	M22-DRL-W-K02-W	18
M22-CLEDC-W	61	M22-DGH-R-K01	10	M22-DLH-Y	20	M22-DRL-W-K02-230W	18
M22-CLED230-B	61	M22-DGH-R-K02	10	M22-DL-B	16	M22-DRL-W-K10-W	18
M22-CLED230-G	61	M22-DGH-R-K10	10	M22-DL-G	16	M22-DRL-W-K10-230W	18
M22-CLED230-R	61	M22-DGH-R-K11	10	M22-DL-G-K10-G	15	M22-DRL-W-K11-W	18
M22-CLED230-W	61	M22-DGH-R-K20	10	M22-DL-G-K10-230G	15	M22-DRL-W-K11-230W	18
M22-CLED-B	61	M22-DGH-R-X0	10	M22-DL-G-K11-G	15	M22-DRL-W-K20-W	18
M22-CLED-G	61	M22-DGH-S	10	M22-DL-G-K11-230G	15	M22-DRL-W-K20-230W	18
M22-CLED-R	61	M22-DGH-W	10	M22-DL-G-K20-G	15	M22-DRL-X	19, 23
M22-CLED-W	61	M22-DGH-Y	10	M22-DL-G-K20-230G	15	M22-DRL-Y	18
M22-C1-M1H	58	M22-DGLH-B	20	M22-DL-R	16	M22-DRP-G	46
M22-C1-M10H	58	M22-DGLH-G	20	M22-DL-R-K01-R	15	M22-DRP-G-X	47
M22-C1-M11H	58	M22-DGLH-R	20	M22-DL-R-K01-230R	15	M22-DRP-R	46
M22-C1-M2H	58	M22-DGLH-W	20	M22-DL-R-K02-R	15	M22-DRP-R-K01	46
M22-C1-M3H	58	M22-DGLH-Y	20	M22-DL-R-K02-230R	15	M22-DRP-R-K02	46
M22-C1-M4H	58	M22-DGL-B	16	M22-DL-R-K11-R	15	M22-DRP-R-K11	46
M22-C1-M5H	58	M22-DGL-G	16	M22-DL-R-K11-230R	15	M22-DRP-R-K12	46
M22-C1-M6H	58	M22-DGL-R	16	M22-DL-W	16	M22-DRP-R-X	47
M22-C1-M7H	58	M22-DGL-W	16	M22-DL-W-K10-W	15	M22-DRP-S	46

47.4

Pushbuttons and Indicating Lights

M22 Modular Pushbuttons

M22-DRP-S-X	47	M22-E1	64	M22-L-B	24	M22-R4K7-RH	55
M22-DRP-Y	46	M22-E2	64	M22-L-B-B	24	M22-R47K	55
M22-DRP-Y-X	47	M22-E3	64	M22-L-B-230B	24	M22-R47K-RH	55
M22-DR-B	8	M22-E4	64	M22-L-G	24	M22-R470K	55
M22-DR-G	8	M22-E5	64	M22-L-G-G	24	M22-R470K-RH	55
M22-DR-R	8	M22-E6	64	M22-L-G-230G	24	M22-TA	65
M22-DR-S	8	M22-GR	65	M22-L-R	24	M22-TC	65
M22-DR-W	8	M22-H1	64	M22-L-R-R	24	M22-TCV	65
M22-DR-X	9, 13	M22-H2	64	M22-L-R-230R	24	M22-T-D	65
M22-DR-X-SRG	8	M22-H3	64	M22-L-W	24	M22-T-DD	65
M22-DR-X-SWRGYB	8	M22-H4	64	M22-L-W-W	24	M22-UPE	64
M22-DR-Y	8	M22-H5	64	M22-L-W-230W	24	M22-USB-SA	56
M22-DZ-B	56	M22-H6	64	M22-L-X	25	M22-W	32
M22-DZ-B-GB14	56	M22-IVS	65	M22-L-Y	24	M22-WJ2H	54
M22-DZ-B-X6	56	M22-IY1-PG	64	M22-L-Y-W	24	M22-WJ2H-2P	54
M22-DZ-R	56	M22-I1-PG	64	M22-L-Y-230W	24	M22-WJ2V	54
M22-DZ-R-GB0	56	M22-I2-PG	64	M22-MS	65	M22-WJ2V-2P	54
M22-DZ-R-X0	56	M22-I3-PG	64	M22-PL-PV	64	M22-WJ4	54
M22-DZ-X	56	M22-I4-PG	64	M22-PV	27	M22-WJ4-2P	54
M22-D4-S	53	M22-I6-PG	64	M22-PVL	29	M22-WK	31
M22-D4-S-ETCH	53	M22-KC01	60	M22-PVLT	29	M22-WKV	31
M22-D4-S-X7	53	M22-KC01-B100	60	M22-PVLT-K01-R	28	M22-WK3	31
M22-D-B	6	M22-KC01-B25	60	M22-PVLT-K01-230R	28	M22-WLK3-B	36
M22-D-G	6	M22-KC10	60	M22-PVLT-K02-R	28	M22-WLK3-G	36
M22-D-G-GB1	6	M22-KC10-B100	60	M22-PVLT-K02-230R	28	M22-WLK3-R	36
M22-D-G-K01	5	M22-KC10-B25	60	M22-PVLT-K12-R	28	M22-WLK3-W	36
M22-D-G-K02	5	M22-KT1	65	M22-PVLT-K12-230R	28	M22-WLK3-Y	36
M22-D-G-K10	5	M22-K01	60	M22-PVL-K01-R	28	M22-WR	32
M22-D-G-K11	5	M22-K01D	60	M22-PVL-K01-230R	28	M22-WRJ2H	54
M22-D-G-K20	5	M22-K01-B100	60	M22-PVL-K02-R	28	M22-WRJ2V	54
M22-D-G-X1	6	M22-K01-B25	60	M22-PVL-K02-230R	28	M22-WRJ4	54
M22-D-R	6	M22-K10	60	M22-PVL-K12-R	28	M22-WRK	31
M22-D-R-GB0	6	M22-K10P	60	M22-PVL-K12-230R	28	M22-WRK3	31
M22-D-R-K01	5	M22-K10-B100	60	M22-PVS	27	M22-WRK3-K20	30
M22-D-R-K02	5	M22-K10-B25	60	M22-PVS-K01	26	M22-WRK3-K22	30
M22-D-R-K10	5	M22-LEDC230H-B	61	M22-PVS-K02	26	M22-WRK3-1	31
M22-D-R-K11	5	M22-LEDC230H-G	61	M22-PVS-K12	26	M22-WRK3-2	31
M22-D-R-K20	5	M22-LEDC230H-R	61	M22-PVS-MS2	27	M22-WRK4	31
M22-D-R-X0	6	M22-LEDC230H-W	61	M22-PVS-MS3	27	M22-WRK-K10	30
M22-D-S	6	M22-LEDC230-B	61	M22-PVS-MS4	27	M22-WRK-K11	30
M22-D-S-K01	5	M22-LEDC230-G	61	M22-PVS-MS5	27	M22-WRK-K22	30
M22-D-S-K02	5	M22-LEDC230-R	61	M22-PVS-MS6	27	M22-WRLK3-B	36
M22-D-S-K10	5	M22-LEDC230-W	61	M22-PVS-MS7	27	M22-WRLK3-G	36
M22-D-S-K11	5	M22-LEDC-B	61	M22-PVS-MS8	27	M22-WRLK3-R	36
M22-D-S-K20	5	M22-LEDC-G	61	M22-PVT	27	M22-WRLK3-W	36
M22-D-W	6	M22-LEDC-R	61	M22-PVT-K01	26	M22-WRLK3-Y	36
M22-D-X	7, 11	M22-LEDC-W	61	M22-PVT-K02	26	M22-WRLK3-1-B	36
M22-D-X-SRG	6	M22-LED230H-B	61	M22-PVT-K12	26	M22-WRLK3-1-G	36
M22-D-X-SWRGYB	6	M22-LED230H-G	61	M22-PV-K01	26	M22-WRLK3-1-R	36
M22-D-Y	6	M22-LED230H-R	61	M22-PV-K02	26	M22-WRLK3-1-W	36
M22-ES-MS1	27, 43	M22-LED230H-W	61	M22-PV-K12	26	M22-WRLK3-1-Y	36
M22-ES-MS2	27, 43	M22-LED230-B	61	M22-RJ45-SA	56	M22-WRLK3-2-B	36
M22-ES-MS3	27, 43	M22-LED230-G	61	M22-R1K	55	M22-WRLK3-2-G	36
M22-ES-MS4	27, 43	M22-LED230-R	61	M22-R1K-RH	55	M22-WRLK3-2-R	36
M22-ES-MS5	27, 43	M22-LED230-W	61	M22-R10K	55	M22-WRLK3-2-W	36
M22-ES-MS6	27, 43	M22-LED-B	61	M22-R10K-RH	55	M22-WRLK3-2-Y	36
M22-ES-MS7	27, 43	M22-LED-G	61	M22-R100K	55	M22-WRS	39
M22-ES-MS8	27, 43	M22-LED-R	61	M22-R100K-RH	55	M22-WRS3	40
M22-EY1	64	M22-LED-W	61	M22-R4K7	55	M22-WRS3-A1	40

M22-WRS3-A2	40	M22-WRS3-MS8-A5	41	M22-XDH-B-GB14	59	M22-XDLH-G-X1	60
M22-WRS3-A3	40	M22-WRS3-MS8-A6	40	M22-XDH-B-X6	59	M22-XDLH-R	60
M22-WRS3-A4	41	M22-WRS3-MS8-A7	40	M22-XDH-G	59	M22-XDLH-R-ETCH	60
M22-WRS3-A5	41	M22-WRS-A1	39	M22-XDH-G-ETCH	59	M22-XDLH-R-GB0	60
M22-WRS3-A6	40	M22-WRS-MS2	39	M22-XDH-G-GB1	59	M22-XDLH-R-GB5	60
M22-WRS3-A7	40	M22-WRS-MS2-A1	39	M22-XDH-G-GB6	59	M22-XDLH-R-X0	60
M22-WRS3-MS2	40	M22-WRS-MS3	39	M22-XDH-G-X1	59	M22-XDLH-W	60
M22-WRS3-MS2-A1	40	M22-WRS-MS3-A1	39	M22-XDH-G-X2	59	M22-XDLH-W-ETCH	60
M22-WRS3-MS2-A2	40	M22-WRS-MS4	39	M22-XDH-R	59	M22-XDLH-Y	60
M22-WRS3-MS2-A3	40	M22-WRS-MS4-A1	39	M22-XDH-R-ETCH	59	M22-XDLH-Y-ETCH	60
M22-WRS3-MS2-A4	41	M22-WRS-MS5	39	M22-XDH-R-GB0	59	M22-XDL-B	60
M22-WRS3-MS2-A5	41	M22-WRS-MS5-A1	39	M22-XDH-R-GB5	59	M22-XDL-B-ETCH	60
M22-WRS3-MS2-A6	40	M22-WRS-MS6	39	M22-XDH-R-X0	59	M22-XDL-B-GB14	60
M22-WRS3-MS2-A7	40	M22-WRS-MS6-A1	39	M22-XDH-S	59	M22-XDL-B-X6	60
M22-WRS3-MS3	40	M22-WRS-MS7	39	M22-XDH-SRG	59	M22-XDL-G	60
M22-WRS3-MS3-A1	40	M22-WRS-MS7-A1	39	M22-XDH-SWRGYB	59	M22-XDL-G-ETCH	60
M22-WRS3-MS3-A2	40	M22-WRS-MS8	39	M22-XDH-S-ETCH	59	M22-XDL-G-GB1	60
M22-WRS3-MS3-A3	40	M22-WRS-MS8-A1	39	M22-XDH-S-GB0	59	M22-XDL-G-GB6	60
M22-WRS3-MS3-A4	41	M22-WR3	32	M22-XDH-S-GB1	59	M22-XDL-G-X1	60
M22-WRS3-MS3-A5	41	M22-WR3-ETCH	32	M22-XDH-S-GB15	59	M22-XDL-R	60
M22-WRS3-MS3-A6	40	M22-WR3-X94	32	M22-XDH-S-GB16	59	M22-XDL-R-ETCH	60
M22-WRS3-MS3-A7	40	M22-WR4	32	M22-XDH-S-GB17	59	M22-XDL-R-GB0	60
M22-WRS3-MS4	40	M22-WR-ETCH	32	M22-XDH-S-GB18	59	M22-XDL-R-GB5	60
M22-WRS3-MS4-A1	40	M22-WR-X91	32	M22-XDH-S-GB2	59	M22-XDL-R-X0	60
M22-WRS3-MS4-A2	40	M22-WR-X92	32	M22-XDH-S-GB3	59	M22-XDL-W	60
M22-WRS3-MS4-A3	40	M22-WS	38	M22-XDH-S-GB4	59	M22-XDL-W-ETCH	60
M22-WRS3-MS4-A4	41	M22-WS3	39	M22-XDH-S-GB5	59	M22-XDL-Y	60
M22-WRS3-MS4-A5	41	M22-WS3-MS2	39	M22-XDH-S-GB6	59	M22-XDL-Y-ETCH	60
M22-WRS3-MS4-A6	40	M22-WS3-MS3	39	M22-XDH-S-GB9	59	M22-XDP-G	59
M22-WRS3-MS4-A7	40	M22-WS3-MS4	39	M22-XDH-S-X0	59	M22-XDP-G-ETCH	59
M22-WRS3-MS5	40	M22-WS3-MS5	39	M22-XDH-S-X1	59	M22-XDP-G-GB1	59
M22-WRS3-MS5-A1	40	M22-WS3-MS6	39	M22-XDH-S-X10	59	M22-XDP-G-GB6	59
M22-WRS3-MS5-A2	40	M22-WS3-MS7	39	M22-XDH-S-X11	59	M22-XDP-G-X0	59
M22-WRS3-MS5-A3	40	M22-WS3-MS8	39	M22-XDH-S-X12	59	M22-XDP-G-X1	59
M22-WRS3-MS5-A4	41	M22-WS-MS2	38	M22-XDH-S-X13	59	M22-XDP-R	59
M22-WRS3-MS5-A5	41	M22-WS-MS3	38	M22-XDH-S-X14	59	M22-XDP-R-ETCH	59
M22-WRS3-MS5-A6	40	M22-WS-MS4	38	M22-XDH-S-X15	59	M22-XDP-R-GB0	59
M22-WRS3-MS5-A7	40	M22-WS-MS5	38	M22-XDH-S-X16	59	M22-XDP-R-GB5	59
M22-WRS3-MS6	40	M22-WS-MS6	38	M22-XDH-S-X17	59	M22-XDP-R-X0	59
M22-WRS3-MS6-A1	40	M22-WS-MS7	38	M22-XDH-S-X2	59	M22-XDP-S	59
M22-WRS3-MS6-A2	40	M22-WS-MS8	38	M22-XDH-S-X4	59	M22-XDP-S-ETCH	59
M22-WRS3-MS6-A3	40	M22-W3	32	M22-XDH-S-X5	59	M22-XDP-S-GB0	59
M22-WRS3-MS6-A4	41	M22-XAK	63	M22-XDH-S-X7	59	M22-XDP-S-GB1	59
M22-WRS3-MS6-A5	41	M22-XAK1	63	M22-XDH-S-X8	59	M22-XDP-S-GB15	59
M22-WRS3-MS6-A6	40	M22-XAK5	63	M22-XDH-S-X9	59	M22-XDP-S-GB16	59
M22-WRS3-MS6-A7	40	M22-XAK-ETCH	63	M22-XDH-W	59	M22-XDP-S-GB3	59
M22-WRS3-MS7	40	M22-XAM	55	M22-XDH-W-ETCH	59	M22-XDP-S-GB4	59
M22-WRS3-MS7-A1	40	M22-XAMP	55	M22-XDH-W-GB1	59	M22-XDP-S-GB5	59
M22-WRS3-MS7-A2	40	M22-XBK	63	M22-XDH-W-X1	59	M22-XDP-S-GB6	59
M22-WRS3-MS7-A3	40	M22-XBK1	63	M22-XDH-Y	59	M22-XDP-S-X0	59
M22-WRS3-MS7-A4	41	M22-XBK5	63	M22-XDH-Y-ETCH	59	M22-XDP-S-X1	59
M22-WRS3-MS7-A5	41	M22-XBK-ETCH	63	M22-XDLH-B	60	M22-XDP-S-X4	59
M22-WRS3-MS7-A6	40	M22-XCK	63	M22-XDLH-B-ETCH	60	M22-XDP-S-X5	59
M22-WRS3-MS7-A7	40	M22-XCK1	63	M22-XDLH-B-GB14	60	M22-XDP-S-X7	59
M22-WRS3-MS8	40	M22-XCK2	63	M22-XDLH-B-X6	60	M22-XDP-W	59
M22-WRS3-MS8-A1	40	M22-XCK3	63	M22-XDLH-G	60	M22-XDP-W-ETCH	59
M22-WRS3-MS8-A2	40	M22-XCK-ETCH	63	M22-XDLH-G-ETCH	60	M22-XDP-Y	59
M22-WRS3-MS8-A3	40	M22-XDH-B	59	M22-XDLH-G-GB1	60	M22-XDP-Y-ETCH	59
M22-WRS3-MS8-A4	41	M22-XDH-B-ETCH	59	M22-XDLH-G-GB6	60	M22-XD-B	56, 59

47.4

Pushbuttons and Indicating Lights

M22 Modular Pushbuttons

M22-XD-B-ETCH	59	M22-XLED60	61	M22S-DH-R-K10.	10	M22S-DRH-B.	12
M22-XD-B-GB14	56, 59	M22-XLED-T	61	M22S-DH-R-K11.	10	M22S-DRH-G.	12
M22-XD-B-X6	56, 59	M22-XST	62	M22S-DH-R-K20.	10	M22S-DRH-R.	12
M22-XD-G	59	M22-XST-D11	62	M22S-DH-R-X0.	10	M22S-DRH-S.	12
M22-XD-G-ETCH	59	M22-XST-D12	62	M22S-DH-S	10	M22S-DRH-W	12
M22-XD-G-GB1	59	M22-XST-ETCH.	62	M22S-DH-W.	10	M22S-DRH-X-SRG.	12
M22-XD-G-GB6	59	M22-XST-GB0.	62	M22S-DH-X-SRG	10	M22S-DRH-X-SWRGYB.	12
M22-XD-G-X1	59	M22-XST-GB1.	62	M22S-DH-X-SWRGYB	10	M22S-DRH-Y.	12
M22-XD-G-X2	59	M22-XST-GB10.	62	M22S-DH-Y	10	M22S-DRLH-B.	22
M22-XD-R	56, 59	M22-XST-GB11.	62	M22S-DI4-S	53	M22S-DRLH-G.	22
M22-XD-R-ETCH	59	M22-XST-GB12.	62	M22S-DI4-S-ETCH.	53	M22S-DRLH-R.	22
M22-XD-R-GB0	56, 59	M22-XST-GB5.	62	M22S-DI4-S-X7	53	M22S-DRLH-W	22
M22-XD-R-GB5	59	M22-XST-GB6.	62	M22S-DLH-B	20	M22S-DRLH-Y.	22
M22-XD-R-X0	56, 59	M22-XST-GB7.	62	M22S-DLH-G	20	M22S-DRL-B	18
M22-XD-S	59	M22-XST-GB8.	62	M22S-DLH-G-K20-G.	20	M22S-DRL-G	18
M22-XD-SRG.	59	M22-XST-X52	62	M22S-DLH-G-K20-230G.	20	M22S-DRL-R	18
M22-XD-SWRGYB.	59	M22-XST-X53	62	M22S-DLH-R	20	M22S-DRL-W	18
M22-XD-S-ETCH	59	M22-XST-X88	62	M22S-DLH-R-K11-R	20	M22S-DRL-W-K01-W	18
M22-XD-S-GB0	59	M22-XST-X89	62	M22S-DLH-R-K11-230R.	20	M22S-DRL-W-K01-230W	18
M22-XD-S-GB1	59	M22-XST-X93	62	M22S-DLH-W.	20	M22S-DRL-W-K02-W	18
M22-XD-S-GB15	59	M22-XYK	63	M22S-DLH-W-K20-W.	20	M22S-DRL-W-K02-230W	18
M22-XD-S-GB16	59	M22-XYK1.	63	M22S-DLH-W-K20-230W.	20	M22S-DRL-W-K10-W	18
M22-XD-S-GB17	59	M22-XYK5.	63	M22S-DLH-Y	20	M22S-DRL-W-K10-230W	18
M22-XD-S-GB18	59	M22-XYK-ETCH	63	M22S-DL-B	16	M22S-DRL-W-K11-W	18
M22-XD-S-GB2	59	M22-XZK.	63	M22S-DL-G	16	M22S-DRL-W-K11-230W	18
M22-XD-S-GB3	59	M22-XZK-ETCH.	63	M22S-DL-G-K10-G.	15	M22S-DRL-W-K20-W	18
M22-XD-S-GB4	59	M22-XZK-GB99.	63	M22S-DL-G-K10-230G	15	M22S-DRL-W-K20-230W	18
M22-XD-S-GB5	59	M22G-XGPV	64	M22S-DL-G-K11-G.	15	M22S-DRL-X	19, 23
M22-XD-S-GB6	59	M22S-B.	64	M22S-DL-G-K11-230G	15	M22S-DRL-Y	18
M22-XD-S-GB9	59	M22S-DDLF-GR	50	M22S-DL-G-K20-G	15	M22S-DRP-G.	46
M22-XD-S-X0.	59	M22S-DDLF-GR-ETCH	50	M22S-DL-G-K20-230G	15	M22S-DRP-G-X	47
M22-XD-S-X1.	59	M22S-DDLF-GR-X1-X0	50	M22S-DL-R	16	M22S-DRP-R.	46
M22-XD-S-X10.	59	M22S-DDLF-WS	50	M22S-DL-R-K01-R	15	M22S-DRP-R-K01	46
M22-XD-S-X11.	59	M22S-DDLF-WS-ETCH.	50	M22S-DL-R-K01-230R	15	M22S-DRP-R-K02	46
M22-XD-S-X12.	59	M22S-DDLF-WS-X1-X0.	50	M22S-DL-R-K02-R	15	M22S-DRP-R-K11	46
M22-XD-S-X13.	59	M22S-DDLM-GR	50	M22S-DL-R-K02-230R	15	M22S-DRP-R-K12	46
M22-XD-S-X14.	59	M22S-DDLM-GR-ETCH	50	M22S-DL-R-K11-R	15	M22S-DRP-R-X	47
M22-XD-S-X15.	59	M22S-DDLM-GR-X1-X0	50	M22S-DL-R-K11-230R	15	M22S-DRP-S	46
M22-XD-S-X16.	59	M22S-DDLM-WS	50	M22S-DL-W.	16	M22S-DRP-S-X	47
M22-XD-S-X17.	59	M22S-DDLM-WS-ETCH	50	M22S-DL-W-K10-W	15	M22S-DRP-Y	46
M22-XD-S-X2.	59	M22S-DDLM-WS-X1-X0	50	M22S-DL-W-K10-230W	15	M22S-DRP-Y-X	47
M22-XD-S-X4.	59	M22S-DDL-GR	49	M22S-DL-W-K11-W	15	M22S-DR-B	8
M22-XD-S-X5.	59	M22S-DDL-GR-ETCH	49	M22S-DL-W-K11-230W	15	M22S-DR-G.	8
M22-XD-S-X7.	59	M22S-DDL-GR-GB1-GB0	49	M22S-DL-W-K20-W	15	M22S-DR-R	8
M22-XD-S-X8.	59	M22S-DDL-GR-X1-X0	49	M22S-DL-W-K20-230W	15	M22S-DR-S	8
M22-XD-S-X9.	59	M22S-DDL-S.	49	M22S-DL-X.	17, 21	M22S-DR-W	8
M22-XD-W	59	M22S-DDL-S-ETCH	49	M22S-DL-Y.	16	M22S-DR-X	9, 13
M22-XD-W-ETCH	59	M22S-DDL-S-X4-X5	49	M22S-DP-G	44	M22S-DR-X-SRG	8
M22-XD-W-GB1	59	M22S-DDL-S-X7-X7	49	M22S-DP-G-X.	45	M22S-DR-X-SWRGYB	8
M22-XD-W-X1	59	M22S-DDL-WS	49	M22S-DP-R	44	M22S-DR-Y	8
M22-XD-Y	59	M22S-DDL-WS-ETCH.	49	M22S-DP-R-K01	44	M22S-D4-S	53
M22-XE5	64	M22S-DDL-WS-GB1-GB0	49	M22S-DP-R-K02	44	M22S-D4-S-ETCH	53
M22-XGPV.	64	M22S-DDL-WS-X1-X0.	49	M22S-DP-R-K11	44	M22S-D4-S-X7.	53
M22-XGWK	64	M22S-DH-B	10	M22S-DP-R-K12	44	M22S-D-B	6
M22-XI.	64	M22S-DH-G	10	M22S-DP-R-X.	45	M22S-D-G	6
M22-XKDP.	65	M22S-DH-R	10	M22S-DP-S	44	M22S-D-G-GB1	6
M22-XLED220.	61	M22S-DH-R-GB0	10	M22S-DP-S-X.	45	M22S-D-G-K01	5
M22-XLED230-T	61	M22S-DH-R-K01	10	M22S-DP-Y	44	M22S-D-G-K02	5
		M22S-DH-R-K02	10	M22S-DP-Y-X.	45	M22S-D-G-K10	5

M22 Modular Pushbuttons

M22S-D-G-K11	5	M22S-ST-X53	63	M22S-WRS3-A1	41	M22S-WRS3-MS7-A6	42
M22S-D-G-K20	5	M22S-ST-X88	63	M22S-WRS3-A2	41	M22S-WRS3-MS7-A7	42
M22S-D-G-X1	6	M22S-ST-X89	63	M22S-WRS3-A3	41	M22S-WRS3-MS8	41
M22S-D-R	6	M22S-ST-X93	63	M22S-WRS3-A4	42	M22S-WRS3-MS8-A1	41
M22S-D-R-GB0	6	M22S-W	32	M22S-WRS3-A5	42	M22S-WRS3-MS8-A2	41
M22S-D-R-K01	5	M22S-WJ2H	54	M22S-WRS3-A6	42	M22S-WRS3-MS8-A3	41
M22S-D-R-K02	5	M22S-WJ2H-2P	54	M22S-WRS3-A7	42	M22S-WRS3-MS8-A4	42
M22S-D-R-K10	5	M22S-WJ2V	54	M22S-WRS3-MS2	41	M22S-WRS3-MS8-A5	42
M22S-D-R-K11	5	M22S-WJ2V-2P	54	M22S-WRS3-MS2-A1	41	M22S-WRS3-MS8-A6	42
M22S-D-R-K20	5	M22S-WJ4	54	M22S-WRS3-MS2-A2	41	M22S-WRS3-MS8-A7	42
M22S-D-R-X0	6	M22S-WJ4-2P	54	M22S-WRS3-MS2-A3	41	M22S-WRS-A1	39
M22S-D-S	6	M22S-WJ4-2P	54	M22S-WRS3-MS2-A4	42	M22S-WRS-MS2	39
M22S-D-S-K01	5	M22S-WK	31	M22S-WRS3-MS2-A5	42	M22S-WRS-MS2-A1	39
M22S-D-S-K02	5	M22S-WKV	31	M22S-WRS3-MS2-A6	42	M22S-WRS-MS3	39
M22S-D-S-K10	5	M22S-WKV-K10	30	M22S-WRS3-MS2-A7	42	M22S-WRS-MS3-A1	39
M22S-D-S-K11	5	M22S-WKV-K11	30	M22S-WRS3-MS3	41	M22S-WRS-MS4	39
M22S-D-S-K20	5	M22S-WKV-K22	30	M22S-WRS3-MS3-A1	41	M22S-WRS-MS4-A1	39
M22S-D-W	6	M22S-WK3	31	M22S-WRS3-MS3-A2	41	M22S-WRS-MS5	39
M22S-D-X	7, 11	M22S-WLK3-B	36	M22S-WRS3-MS3-A3	41	M22S-WRS-MS5-A1	39
M22S-D-X-SRG	6	M22S-WLK3-G	36	M22S-WRS3-MS3-A4	42	M22S-WRS-MS6	39
M22S-D-X-SWRGYB	6	M22S-WLK3-R	36	M22S-WRS3-MS3-A5	42	M22S-WRS-MS6-A1	39
M22S-D-Y	6	M22S-WLK3-W	36	M22S-WRS3-MS3-A6	42	M22S-WRS-MS7	39
M22S-PV	27	M22S-WLK3-Y	36	M22S-WRS3-MS3-A7	42	M22S-WRS-MS7-A1	39
M22S-PVL	29	M22S-WR	32	M22S-WRS3-MS4	41	M22S-WRS-MS8	39
M22S-PVLT	29	M22S-WR	32	M22S-WRS3-MS4-A1	41	M22S-WRS-MS8-A1	39
M22S-PVT	27	M22S-WR2H	54	M22S-WRS3-MS4-A2	41	M22S-WR3	32
M22S-R1K	55	M22S-WR2H	54	M22S-WRS3-MS4-A3	41	M22S-WR3-ETCH	32
M22S-R1K-RH	55	M22S-WR2V	54	M22S-WRS3-MS4-A4	42	M22S-WR3-X94	32
M22S-R10K	55	M22S-WR4	54	M22S-WRS3-MS4-A5	42	M22S-WR4	32
M22S-R10K-RH	55	M22S-WR4	54	M22S-WRS3-MS4-A6	42	M22S-WR-ETCH	32
M22S-R100K	55	M22S-WR4	54	M22S-WRS3-MS4-A7	42	M22S-WR-X91	32
M22S-R100K-RH	55	M22S-WRK	31	M22S-WRS3-MS5	41	M22S-WR-X92	32
M22S-R30	65	M22S-WRK	31	M22S-WRS3-MS5-A1	41	M22S-WRS	38
M22S-R4K7	55	M22S-WRK3	31	M22S-WRS3-MS5-A2	41	M22S-WRS3	39
M22S-R4K7-RH	55	M22S-WRK3-K20	30	M22S-WRS3-MS5-A3	41	M22S-WRS3-MS2	39
M22S-R47K	55	M22S-WRK3-K22	30	M22S-WRS3-MS5-A4	42	M22S-WRS3-MS3	39
M22S-R47K-RH	55	M22S-WRK3-1	31	M22S-WRS3-MS5-A5	42	M22S-WRS3-MS4	39
M22S-R470K	55	M22S-WRK3-2	31	M22S-WRS3-MS5-A6	42	M22S-WRS3-MS5	39
M22S-R470K-RH	55	M22S-WRK4	31	M22S-WRS3-MS5-A7	42	M22S-WRS3-MS6	39
M22S-STDD-X	62	M22S-WRK-K10	30	M22S-WRS3-MS6	41	M22S-WRS3-MS7	39
M22S-ST-D11	63	M22S-WRK-K11	30	M22S-WRS3-MS6-A1	41	M22S-WRS3-MS8	39
M22S-ST-D12	63	M22S-WRK-K22	30	M22S-WRS3-MS6-A2	41	M22S-WRS-MS2	38
M22S-ST-GB0	63	M22S-WRLK3-B	36	M22S-WRS3-MS6-A3	41	M22S-WRS-MS3	38
M22S-ST-GB1	63	M22S-WRLK3-G	36	M22S-WRS3-MS6-A4	42	M22S-WRS-MS4	38
M22S-ST-GB10	63	M22S-WRLK3-R	36	M22S-WRS3-MS6-A5	42	M22S-WRS-MS5	38
M22S-ST-GB11	63	M22S-WRLK3-R	36	M22S-WRS3-MS6-A6	42	M22S-WRS-MS6	38
M22S-ST-GB12	63	M22S-WRLK3-W	36	M22S-WRS3-MS6-A7	42	M22S-WRS-MS6	38
M22S-ST-GB5	63	M22S-WRLK3-Y	36	M22S-WRS3-MS7	41	M22S-WRS-MS7	38
M22S-ST-GB6	63	M22S-WRLK3-1-B	36	M22S-WRS3-MS7-A1	41	M22S-WRS-MS8	38
M22S-ST-GB7	63	M22S-WRLK3-1-G	36	M22S-WRS3-MS7-A2	41	M22S-W3	32
M22S-ST-GB8	63	M22S-WRLK3-1-R	36	M22S-WRS3-MS7-A3	41	V-M20	64
M22S-ST-X	62	M22S-WRLK3-1-G	36	M22S-WRS3-MS7-A4	42		
M22S-ST-X52	63	M22S-WRLK3-1-R	36	M22S-WRS3-MS7-A5	42		
		M22S-WRLK3-1-W	36				
		M22S-WRLK3-1-Y	36				
		M22S-WRLK3-2-B	36				
		M22S-WRLK3-2-G	36				
		M22S-WRLK3-2-R	36				
		M22S-WRLK3-2-W	36				
		M22S-WRLK3-2-Y	36				
		M22S-WRS	39				
		M22S-WRS3	41				