Part	L (μH)	Tol %	R_{DC} MAX (Ω)	I_{DC} I_N (A)
CDRH4D28-1R2	1.2uH @ 100kHz	N	0.024	2.56
CDRH4D28-1R8	1.8uH @ 100kHz	N	0.028	2.2
CDRH4D28-2R2	2.2uH @ 100kHz	N	0.031	2.04
CDRH4D28-2R7	2.7uH @ 100kHz	N	0.043	1.6
CDRH4D28-3R3	3.3uH @ 100kHz	N	0.049	1.57
CDRH4D28-3R9	3.9uH @ 100kHz	N	0.065	1.44
CDRH4D28-4R7	4.7uH @ 100kHz	N	0.072	1.32
CDRH4D28-5R6	5.6uH @ 100kHz	N	0.101	1.17
CDRH4D28-6R8	6.8uH @ 100kHz	N	0.109	1.12
CDRH4D28-8R2	8.2uH @ 100kHz	N	0.118	1.04
CDRH4D28-100	10uH @ 100kHz	N	0.128	1
CDRH4D28-120	12uH @ 100kHz	N	0.132	0.84
CDRH4D28-150	15uH @ 100kHz	N	0.149	0.76
CDRH4D28-180	18uH @ 100kHz	N	0.166	0.72
CDRH4D28-220	22uH @ 100kHz	N	0.235	0.7
CDRH4D28-270	27uH @ 100kHz	N	0.261	0.58
CDRH4D28-330	33uH @ 100kHz	N	0.378	0.56
CDRH4D28-390	39uH @ 100kHz	N	0.384	0.5
CDRH4D28-470	47uH @ 100kHz	N	0.587	0.48
CDRH4D28-560	56uH @ 100kHz	N	0.625	0.41
CDRH4D28-680	68uH @ 100kHz	N	0.699	0.35
CDRH4D28-820	82uH @ 100kHz	N	0.915	0.32
CDRH4D28-101	100uH @ 100kHz	N	1.02	0.29
CDRH4D28-121	120uH @ 100kHz	N	1.27	0.27
CDRH4D28-151	150uH @ 100kHz	N	1.35	0.24
CDRH4D28-181	180uH @ 100kHz	N	1.54	0.22

SPECIFICATION

TYPE = CDRH4D28
CONSTRUCTION = SURFACE MOUNT POWER INDUCTOR
TERIMAL COATING = NICKEL / SILVER
OPERATING TEMP. = -40 TO +85˚C
STORAGE TEMP = -55 TO +125˚C
INSULATION RESISTANCE = 100MOhm. 100V TERMINAL-CORE
DIELECTRIC STREGTH = 250Vac TERMINAL-CORE
HUMIDITY EFFECTS = L±5 @ 95%RH, 40˚C, 1HR
Q±5 @ 95%RH, 40˚C, 1HR
PACKAGING = 2000PCS/REEL
MARKING = 3 CHARACTERS, VALUE

NOTE

TOLERANCES L=15%; M=20%; N=30%

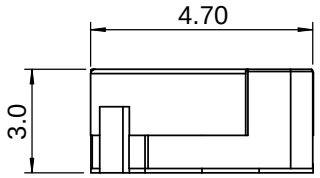

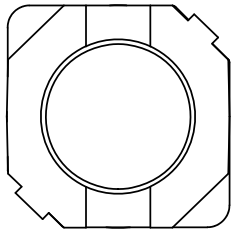

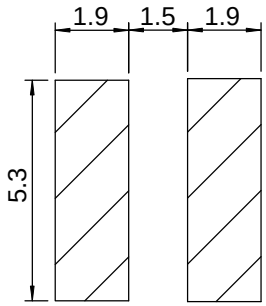

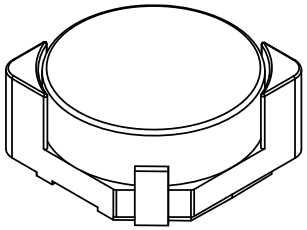

PROPRIETARY AND CONFIDENTIAL
THE INFORMATION CONTAINED IN THIS DRAWING IS THE SOLE PROPERTY OF AIT COMPONENTS LTD. ANY REPRODUCTION IN PART OR AS A WHOLE WITHOUT THE WRITTEN PERMISSION OF AIT COMPONENTS LTD IS STRICTLY PROHIBITED.

	NAME	DATE
DRAWN		
CHECKED		
ENG APPR.		

UNLESS OTHERWISE SPECIFIED
DIMENSIONS ARE IN MILLIMETERS
TOLERANCES:
ONE PLACE DECIMAL +/-0.3
TWO PLACE DECIMAL +/-0.13
ANGLE +/-1 DEGREE

MATERIAL --

FINISH --

DO NOT SCALE DRAWING

AIT COMPONENTS LTD
www.aitcomponents.com

TITLE:
CDRH4D28 SMD
POWER INDUCTOR

SIZE A | DWG. NO. CDRH4D28 SMD POWER INDUCTOR | REV. 00

SCALE:1:1 | SHEET 1 OF 1