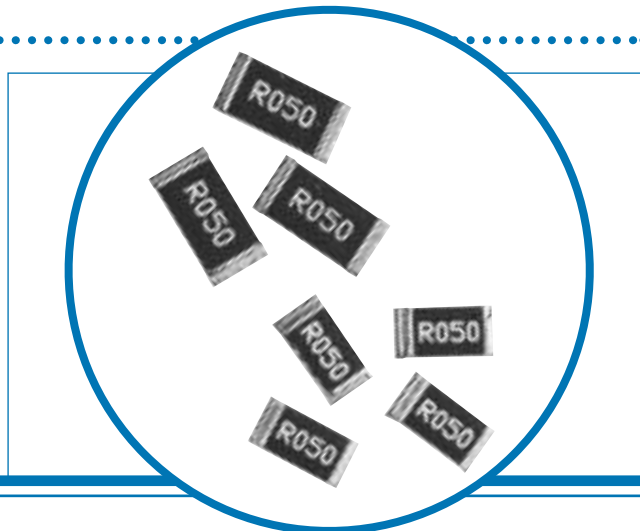


# Low Value Flat Chip Resistor

LRC/LRF Series

- Standard 2512, 2010 and 1206 sizes
- Resistance values down to 0.003 ohms
- Leach resistant solder-plated copper wrap-around termination
- Low inductance - less than 0.2nH
- Standard EIA Tape - 1206 = 8mm; 2010 or 2512 = 12mm



## Electrical Data

		LR1206	LR2010	LR2512
Power rating at 70°C	watts	0.5	1.0	1.5/2.0*
Resistance range	ohms	0R010 to 1R	0R003 to 1R	0R003 to 1R
Dielectric withstanding voltage	volts	200	200	200
TCR	ppm/°C	±100 (Contact factory for value below 0.050 ohms)		
Resistance tolerance	%	≤R005 5%, >R005 1, 2, 5%		
Temperature rise at rated power	°C	40	80	90
Pad and trace area for max power rating @ 70°C	mm <sup>2</sup>	30	30	100

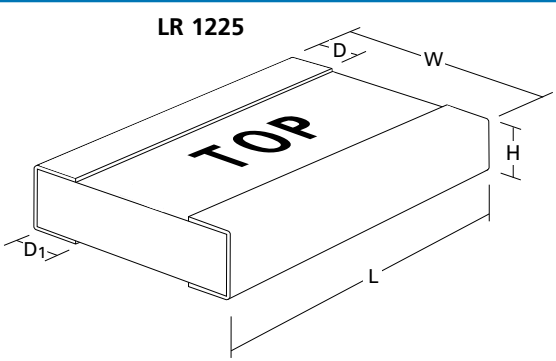
\*2 Watts with total solder pad and trace size of 300 mm<sup>2</sup>

## Physical Data

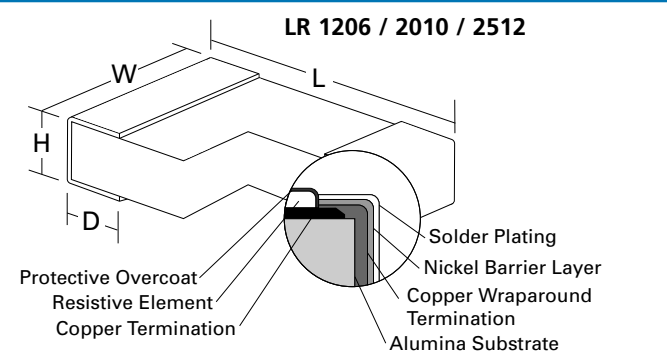
Dimensions (mm)					
Size	L	W	H (max)	D	D1
LR1206	3.20±0.305	1.63±0.203	0.8	0.48±0.25	0.48±0.25
LR2010	5.23±0.38	2.64±0.25	0.8	0.48±0.25	0.48±0.25
LR2512	6.50±0.38	3.25±0.25	0.8	0.48±0.25	0.48±0.25

**LR 1225**



**LR 1206 / 2010 / 2512**



### General Note

Welwyn Components reserves the right to make changes in product specification without notice or liability. All information is subject to Welwyn's own data and is considered accurate at time of going to print.

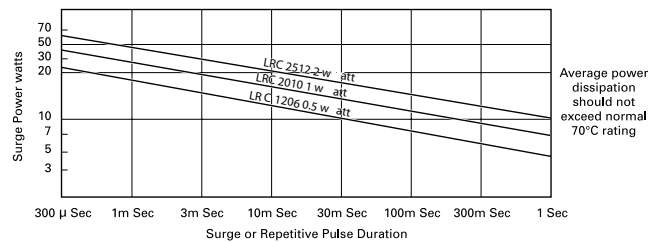
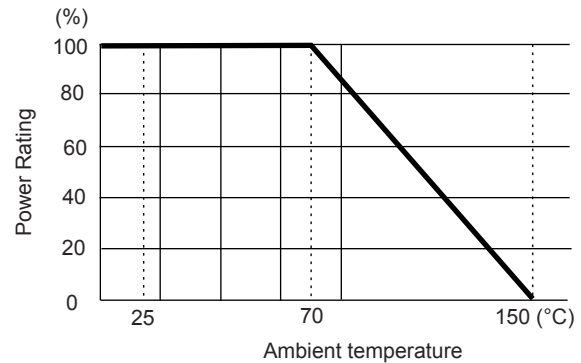
© Welwyn Components Limited · Bedlington, Northumberland NE22 7AA, UK  
 Telephone: +44 (0) 1670 822181 · Facsimile: +44 (0) 1670 829465 · Email: info@welwyn-tt.com · Website: www.welwyn-tt.com

# Low Value Flat Chip Resistor

LRC/LRF Series

Dimensions (mm)	A	B	C
LR1206	2.0	4.0	1.25
LR2010	3.05	6.5	1.5
LR2512	3.7	7.75	1.5

Characteristics	Test Method	Performance
Thermal Shock	MIL-STD-202 Method 107 Condition B, -65°C +125°C	±0.5%
Short Time Overload	MIL-PRF-55342	±0.5%
High Temperature Exposure	MIL-PRF-55342	±0.5%
Temperature Cycling	MIL-STD-883 Method 1010 Test Condition B	±0.25%
Moisture	MIL-PRF-55342	±0.5%
Load Life	MIL-PRF-55342 Rated Power @ 70°C	±1.0%
Low Temperature Operation	MIL-PRF-55342	±0.5%
Low Temperature Storage	-65°C, 100 Hours	±0.5%
Resistance to Solder Heat	MIL-STD-202 Method 210	±0.25%
Leach Resistance	Molten Solder 250°C	90 seconds minimum



## Note:

For resistance values R025 and below part will be supplied as type LRF.  
Components must be mounted with resistance value marking face up to ensure correct resistance value and tolerance.

## Ordering Procedure

Example: LRF2512 at 10 milliohms (hence flip-chip mounted) and 2% tolerance on a reel of 1800 pieces

**L R F 2 5 1 2 - R 0 1 G W**

Type \_\_\_\_\_

Mounting \_\_\_\_\_

	Conventional (element up)	Values > R025
F	Flip-chip (element down)	Values ≤ R025

Size \_\_\_\_\_

Value (use IEC62 code) \_\_\_\_\_

Tolerance (use IEC62 code) \_\_\_\_\_

F	1%
G	2%
J	5%

Packing \_\_\_\_\_

W	Tape	1206 or 2010	3000/reel	Standard
		2512	1800/reel	
T1		All sizes	1000/reel	