

ADSL Transformer

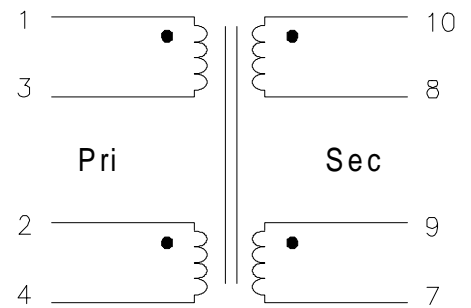
Reinforced Insulation Per EN 41003/EN 60950

Turns Ratio (± 3 %)	1.4 : 1
-----------------------	---------

PARAMETER	MIN.	MAX.	UNITS
Primary Inductance ¹ Pins 1-4 with 2 & 3 shorted.	895	1200	μH
Secondary Inductance Pins 10-7 with 8 & 9 shorted.	453	550	μH
Leakage Inductance		15	μH
Interwinding Capacitance		20	pF
Primary DC Resistance Pins 1-3 or 2-4		0.4	ohms
Secondary DC Resistance Pins 10-8, or 9-7		0.4	ohms
Isolation (Hi-Pot)	3000		V _{RMS}
DC Bias		2	mA

¹Tested @ 100kHz & 100 mV_{RMS}

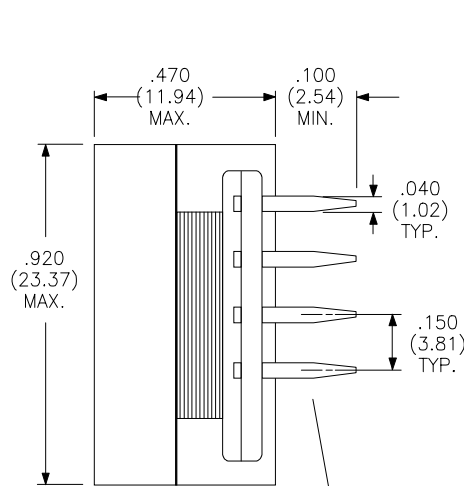
Schematic Diagram



**This part is available in
Surface Mount.
Add Suffix "G"
to part number.**

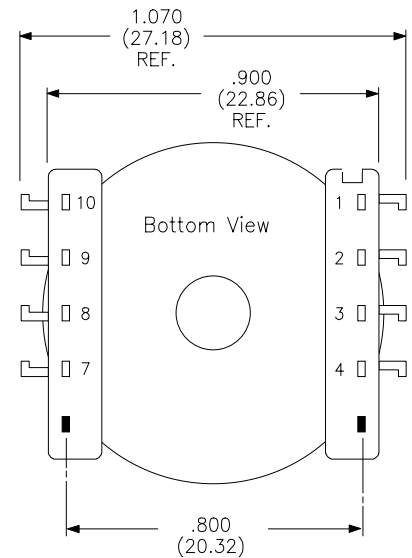
**Physical
Dimensions
inches (mm)**

**Unused Pins
Omitted**



Terminal Dimensions
.020 (.051) X .040 (1.02) Typical.

**NOTE: 10 PIN BOBBIN WITH
PIN #5 & #6 REMOVED.**



Termination Numbers for Reference Only.

RHOMBUS P/N: T-1114	
CUST P/N:	NAME:
DATE: 1/15/98	SHEET: 1 of 1