



SCHOTTKY BARRIER RECTIFIERS

REVERSE VOLTAGE - 20 to 200 Volts
FORWARD CURRENT - 10.0 Amperes

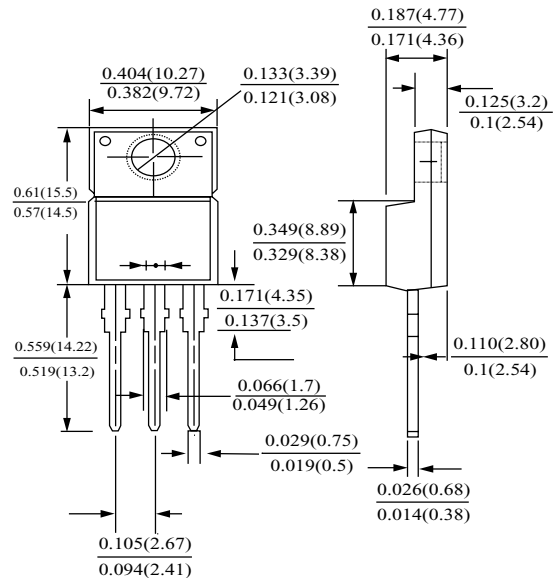
FEATURES

- Metal-Semiconductor junction with guard ring
- Epitaxial construction
- Low forward voltage drop
- High current capability
- The plastic material carries UL recognition 94V-0
- For use in low voltage,high frequency inverters,free wheeling,and polarity protection applications

MECHANICAL DATA

- Case : ITO-220AB molded plastic
- Polarity : Color band denotes cathode
- Weight : 1.689 grams
- Mounting position : Any

ITO-220AB



Dimensions in inches and (millimeters)

MAXIMUM RATINGS AND ELECTRICAL CHARACTERISTICS

Ratings at 25°C ambient temperature unless otherwise specified.
Single phase, half wave, 60Hz, resistive or inductive load.
For capacitive load, derate current by 20%

PARAMETER	SYMBOL	MBR 1020FCT	MBR 1040FCT	MBR 1050FCT	MBR 1060FCT	MBR 1080FCT	MBR 10100FCT	MBR 10150FCT	MBR 10200FCT	UNIT
Maximum repetitive peak reverse voltage	VRRM	20	40	50	60	80	100	150	200	V
Maximum RMS voltage	VRMS	14	28	35	42	56	70	105	140	V
Maximum DC blocking voltage	VDC	20	40	50	60	80	100	150	200	V
Maximum average forward rectified current (Per leg)	IF	10.0 5.0								A
Peak forward surge current, 8.3ms single half sine-wave superimposed on rated load	IFSM	120.0								A
Maximum instantaneous I _F =5A@25°C	VF	0.70		0.75		0.85		0.92		V
Forward Voltage I _F =5A@100°C		0.60		0.65		0.75		0.80		
Maximum DC Reverse Current @TA=25°C	IR	0.1								mA
at Rated DC Blocking Voltage @TA=100°C		10.0								
Typical Junction Capacitance	C _J	270		200		150		100		pF
Typical Thermal Resistance	R _{θJC}	3								°C/W
Operating Temperature Range	T _J	-55 to +150								°C
Storage Temperature Range	T _{STG}	-55 to +175								°C



FIG. 1-TYPICAL FORWARD CURRENT DERATING CURVE

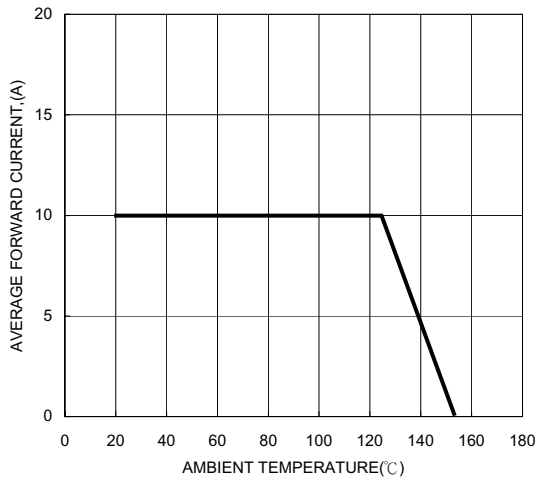


FIG. 3-MAXIMUM NON-REPETITIVE FORWARD SURGE CURRENT

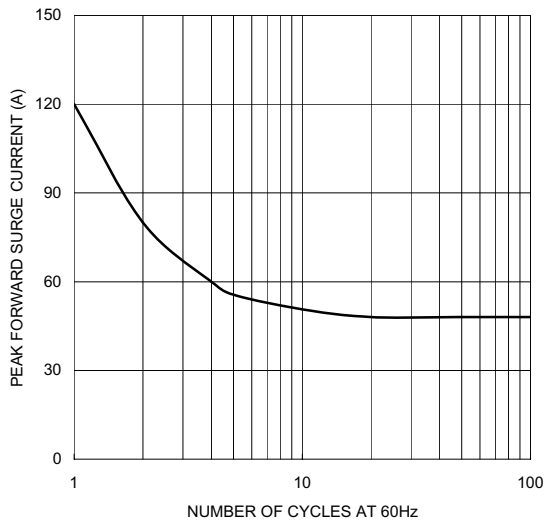


FIG. 5-TYPICAL JUNCTION CAPACITANCE

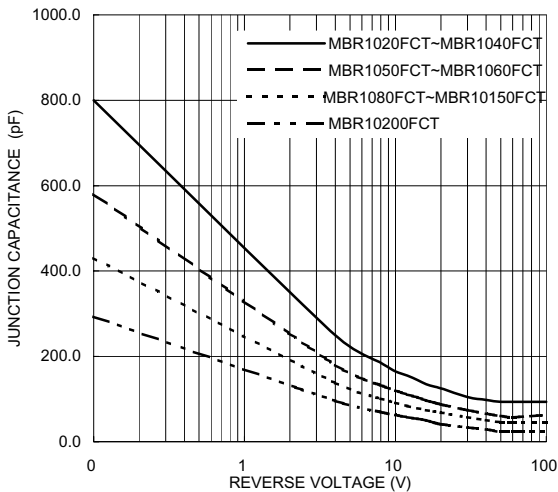


FIG. 2-TYPICAL FORWARD CHARACTERISTICS

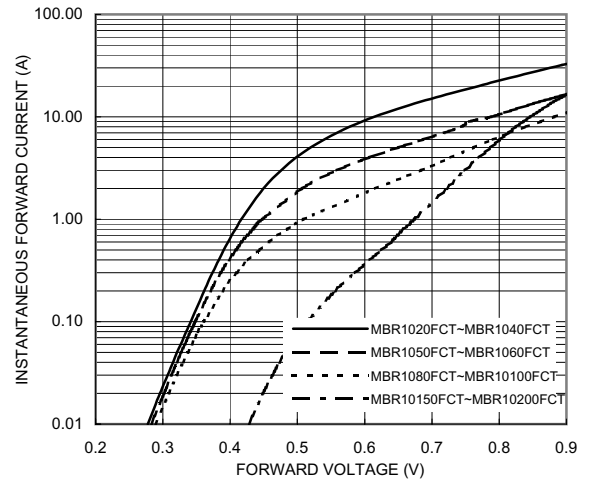


FIG. 4-TYPICAL REVERSE CHARACTERISTICS

