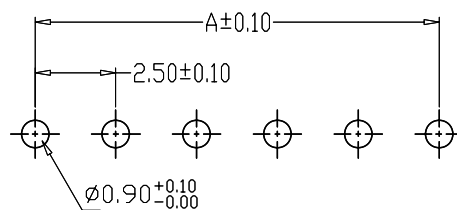
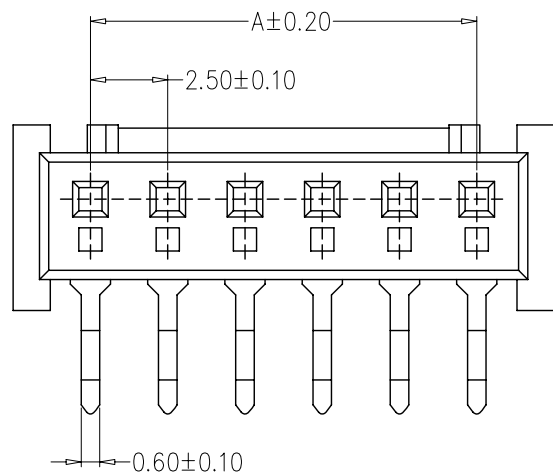
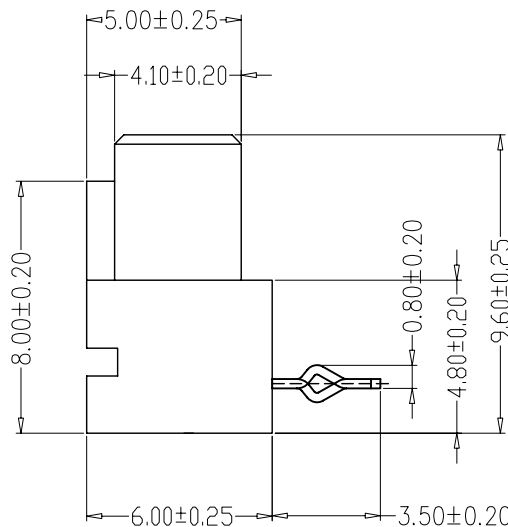
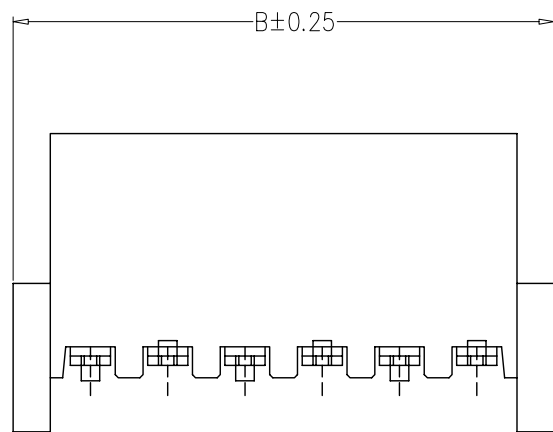


环保物料

TEL: 0769-82001899



PCB LAYOUT

SPECIFICATIONS

- 1.Voltage rating: 250V AC, DC
- 2.Current rating: 3A, AC, DC
- 3.Withstanding Voltage: 1000V AC/minute
- 4.Insulation resistance:1000M min
- 5.Temperature range: -25 ° C~+85 ° C
- 6.Contact resistance: 10m max

WAFER

Housing Material: Nylon UL 94V-0 (2)
 Pin Material: Phosphor Bronze or Brass
 Contact Area Plating: Plated Tin or Plated Gold
 Mateswith:M2501□ series□ header
 Poles:02-15P
 Part No.: B2501R-xx-N0

Pin位数

编 号	尺寸 (mm)	
	A	B
02	2.50	7.50
03	5.00	10.00
04	7.50	12.50
05	10.00	15.00
06	12.50	17.50
07	15.00	20.00
08	17.50	22.50
09	20.00	25.00
10	22.50	27.50
11	25.00	30.00
12	27.50	32.50
15	35.00	40.00

AO	MODIFICATION	DRAW	DATE
VER			

TOLERANCE UNLESS OTHERWISE		DRAWN	CK tan
X.	±0.30 X° ±5°	CHKD	
.X	±0.20 .X° ±2°	APPD	
.XX	±0.08 .XX° ±1°	VIEW	⊕
.XXX	±0.03 .XXX° ±0.5°		

XFCN 兴飞连接器有限公司
 XFCN CONNECTORS CO.,LTD.

PRODUCT NAME: 2.50mm Crimp Style Connectors

PART. NO.: B2501R-xx-N0

SHEET	1/1
DATE	2020.04.12
UNITS	mm
SCALE	1:1
DWG. NO.	009