

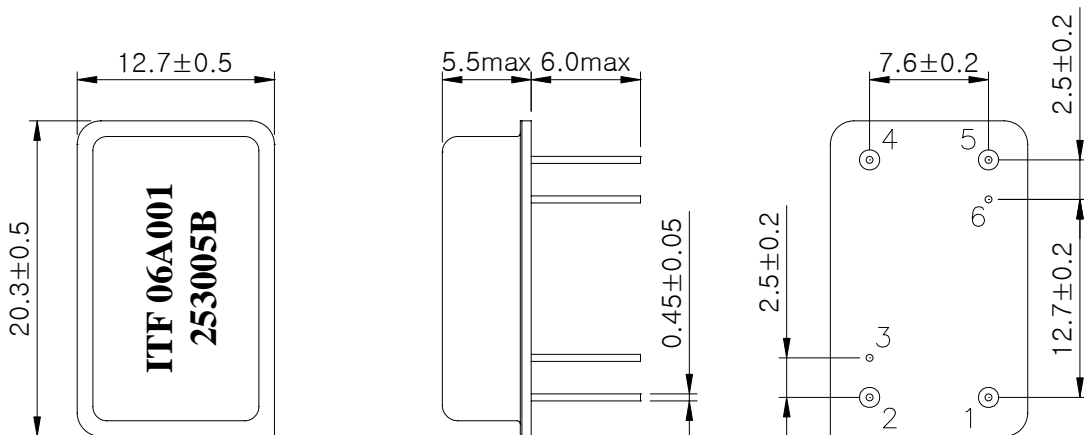
# SAW Bandpass Filter 253005B



## 1. Features

- IF bandpass filter
- High attenuation
- Single-ended operation
- DIP Package
- Maximum Storage Temperature Range : -40°C ~ 85°C
- Electrostatics Sensitive Device (ESD)

## 2. Package Dimension



### Package : D2012

Dimensions shown are nominal in millimeters

Base : Fe(SPCC), Au plating over Ni plated

Cap : Cu & Cr Alloy, Ni Plated

Termination : Kovar, Au Plated

Pin Configuration	
1	Input
5	Output
2, 4	Ground
3, 6	Case ground

	<b>ITF Co., Ltd.</b> 102-901, Bucheon Technopark 364, Samjeong-Dong, Ojeong-Gu, Bucheon-City, Gyeonggi-Do, Korea 421-809	Part No.	253005B	
		Rev. Date	2006-10-09	
		Rev.	NM6034-CS01	1/10

# SAW Bandpass Filter 253005B



## 3. Specifications

Fo = 125.0 MHz

Terminating source impedance : 50Ω and matching network

Terminating load impedance : 50Ω and matching network

Operating Temperature Range : -30 °C ~ +85 °C		Minimum	Typical	Maximum
Center Frequency	MHz	-	125.0	-
Insertion Loss	dB	-	22.0	25.0
1dB Bandwidth	MHz	-	29.15	-
3dB Bandwidth	MHz	30	30.15	-
40dB Bandwidth	MHz	-	34.2	35
Amplitude Ripple (Fo +/- 13.5 MHz)	dB	-	0.5	1.0
Group Delay Variation (Fo +/- 13.5 MHz)	nsec	-	18	30
Absolute Delay	usec	-	0.95	1
Ultimate Rejection	dB	50	55	-
Temperature Coefficient of Frequency	ppm/°C	-	-80	-

Room temperature : + 25 °C		Minimum	Typical	Maximum
Center Frequency	MHz	-	125.0	-
Amplitude Ripple (Fo +/- 14.0 MHz)	dB	-	0.5	1.0
Group Delay Variation (Fo +/- 14.0 MHz)	nsec	-	18	30

### Notes :

- 1) All specifications are based on the matching schematic shown below
- 2) All specifications are measured by Agilent Network analyzer and full 2 port calibration at room temperature
- 3) All attenuation measurements are measured relative to insertion loss

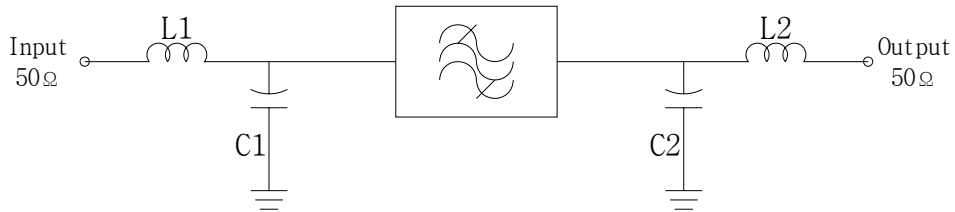
	<b>ITF Co., Ltd.</b> 102-901, Bucheon Technopark 364, Samjeong-Dong, Ojeong-Gu, Bucheon-City, Gyeonggi-Do, Korea 421-809	Part No.	253005B	
		Rev. Date	2006-10-09	
		Rev.	NM6034-CS01	2/10

# SAW Bandpass Filter 253005B



## 4. Matching Schematic

( Actual matching values may vary due to PCB layout and parasitics )



L1 = 82nH, L2 = 82nH

C1 = 3pF, C2 = 3pF

## 5. Marking Configuration

ITF<sup>1)</sup> 06A001<sup>2)</sup>  
253005B<sup>3)</sup>

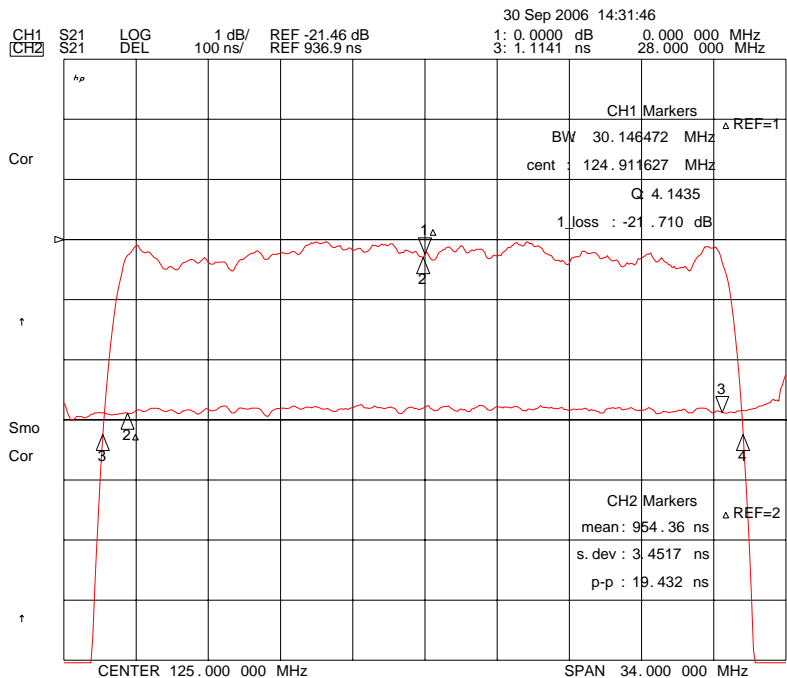
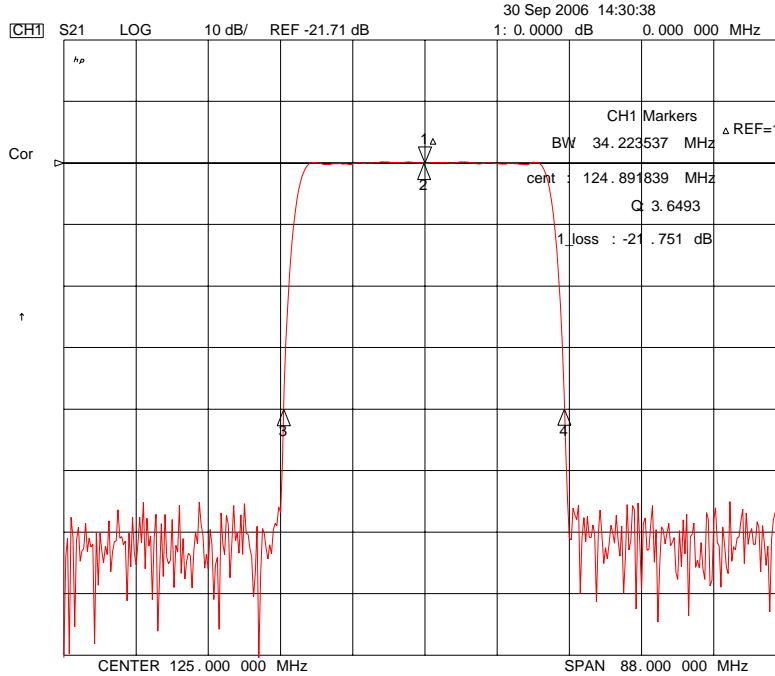
- 1) Manufacturer name
- 2) Lot Number
- 3) Part Number

	<b>ITF Co., Ltd.</b> 102-901, Bucheon Technopark 364, Samjeong-Dong, Ojeong-Gu, Bucheon-City, Gyeonggi-Do, Korea 421-809	Part No.	253005B	
		Rev. Date	2006-10-09	
		Rev.	NM6034-CS01	3/10

# SAW Bandpass Filter 253005B



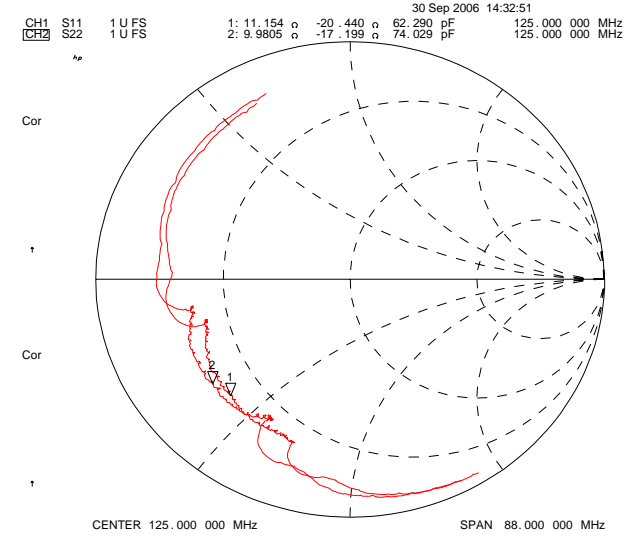
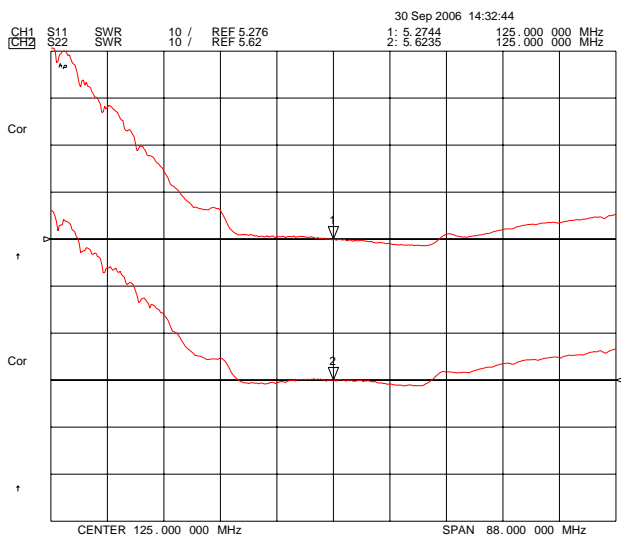
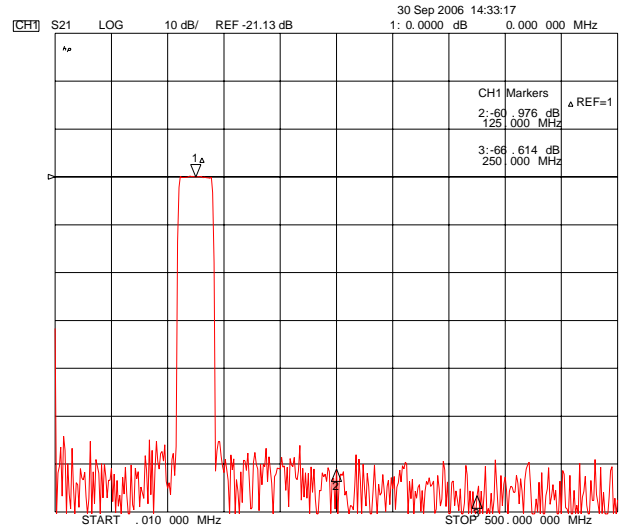
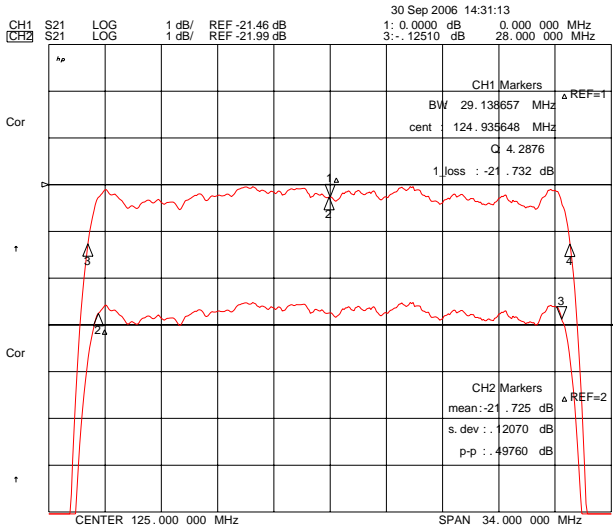
## 6. Typical Performance ( at +25°C )



**ITF Co., Ltd.**  
 102-901, Bucheon Technopark 364,  
 Samjeong-Dong, Ojeong-Gu, Bucheon-City,  
 Gyeonggi-Do, Korea 421-809

Part No.	253005B	
Rev. Date	2006-10-09	
Rev.	NM6034-CS01	4/10

# SAW Bandpass Filter 253005B



**ITF Co., Ltd.**  
 102-901, Bucheon Technopark 364,  
 Samjeong-Dong, Ojeong-Gu, Bucheon-City,  
 Gyeonggi-Do, Korea 421-809

Part No.	253005B	
Rev. Date	2006-10-09	
Rev.	NM6034-CS01	5/10